



2014-2015 APPROVED BUDGET

16000 SE MISTY DRIVE,
HAPPY VALLEY, OR 97086
TELEPHONE (503) 783-3800
FAX (503) 658-5174

www.happyvalleyor.gov



**City of Happy Valley
Fiscal Year 2014 - 2015 Budget**

TABLE OF CONTENTS

BUDGET COMMITTEE	3
MISSION AND GOALS	4
BUDGET MESSAGE	5
EXECUTIVE SUMMARY	9
SALARY SUMMARY	15
GENERAL FUND	17
Resources.....	19
Administration.....	23
Community Services and Public Safety.....	28
Economic and Community Development.....	33
Public Works.....	38
Parks.....	42
Other.....	46
STREET MAINTENANCE FUND	50
SYSTEMS DEVELOPMENT FUND	55
PARK FUND	59
PEDESTRIAN IMPROVEMENT PROJECT FUND	63
PUBLIC SAFETY FUND	67
RESERVE FOR PENSION FUND	72
RESERVE FOR GENERAL OPERATIONS FUND	76
RESERVE FOR REPLACEMENT FUND	80
RESERVE FOR DEBT SERVICE FUND	84
STATISTICAL SECTION	88
LEGAL REQUIREMENTS	97
ADDENDUMS	105



City of Happy Valley Fiscal Year 2014 - 2015 Budget

BUDGET COMMITTEE			
Heidi Steen	Citizen Volunteer		2013-2015
Diane Morrow	Citizen Volunteer		2013-2015
Kristin Mitchell	Citizen Volunteer		2014-2017
Eric Hern	Citizen Volunteer		2014-2017
Bill Bersie	Citizen Volunteer		2014-2017
Lori DeRemer	Mayor	lorid@happyvalleyor.gov	2011-2014
Markley Drake	Council President	markleyd@happyvalleyor.gov	2011-2014
Unfilled Position	Councilor		2011-2014
Tom Ellis	Councilor	tome@happyvalleyor.gov	2013-2016
Michael Morrow	Councilor	michaelm@happyvalleyor.gov	2013-2016
CITY STAFF			
Jason Tuck	City Manager and Budget Officer	jasont@happyvalleyor.gov	
Barbara Muller	Director of Finance and IT	barbaram@happyvalleyor.gov	
Michael Walter	Economic & Community Development Director	michaelw@happyvalleyor.gov	
Marylee Walden	Director of Human Resources & City Recorder	maryleew@happyvalleyor.gov	
Chris Randall	Public Works Director	chrisr@happyvalleyor.gov	
Steve Campbell	Community Services and Public Safety Director	stevec@happyvalleyor.gov	



**City of Happy Valley
Fiscal Year 2014 - 2015 Budget**

Mission Statement

Preserve and enhance the safety, livability, and character of our community.

Citywide goals:

- Goal 1 Managed growth and economic development*
- Goal 2 Employee development in a quality work environment*
- Goal 3 A safe, livable community with a sense of pride and strong identity*
- Goal 4 Effective relationships with local, regional and state partners*
- Goal 5 Fiscal accountability*
- Goal 6 Environmentally sensible practices*
- Goal 7 Effective and efficient services*



City of Happy Valley Fiscal Year 2014 - 2015 Budget

BUDGET MESSAGE

To The Budget Committee:

During the last year the City has seen a level of building and development activity we have not experienced in about 8 years. This significant increase in activity is understandable given the economic recovery and the quality of life offered by Happy Valley. As robust as this upswing is, we are, like the rest of the nation just climbing out of the last downturn and this reminds us we must prepare for change. We use our five year projection to see the broader picture and understand that over time there are upswings and downturns. That understanding of the broader picture helps us determine what steps to take during an upswing, to allow us to weather the eventual downturn.

We strive to be proactive so our City can adapt gracefully to the inevitable changes in the economy and environment. To be proactive we need many tools in our toolbox and this proposed budget includes those tools. In this budget, we set aside current resources as reserves for use in later years when resources may decline. We propose to reserve amounts to pay down our debt, when the terms allow, and eventually pre-fund future debt payments. The budget includes fully funding the General Operations Reserve Fund at the level adopted in the budget policy. This budget also shows us moving closer to the goal of fully funding our reserve for replacement schedule, which better positions us to handle future obligations.

When we understand our past, we can plan for our future, and create an environment where we address the needs of our changing community, provide high levels of service, and maintain financial stability during both upswings and downturns in the economy. This proposed budget is our plan for the coming fiscal year but it is also the first year of the five year projection and an integral part of our long term plan for economic sustainability.

Economic Outlook

We have seen an increase in development and building activity over the past three years with each successive year showing a substantial increase over the previous year. Given this trend and the many areas available for development within the City, we believe this increased activity will continue in the next fiscal year. In this budget we propose a total of just over \$34 million which includes about \$28 million of resources excluding transfers between funds and \$20.6 million of expenditures excluding transfers, contingency, and reserves for future expenditures.

This proposed budget total is a 94% increase from last year's total budget of just over \$17.5 million. This increase is due to a much higher beginning fund balance than the previous budget due to continued increase in development activity. It also shows an additional revenue source in the newly created Park Fund and a substantial increase in the level of transfers between funds. The Park Fund and the increase in transfers are in line with our strategy of providing the highest level of service to our citizens and preparing for changes in our revenue sources.

In the last decade the budget for the City has ranged from \$14 million to \$40 million dollars with the highest budget reflecting the City Hall design concept phase. The current proposed budget of just over \$34 million is also due to uncertainty in various areas. We see a tremendous amount of development activity but it remains difficult to project the exact timing of revenues and expenditures associated with that activity. We continue to review how our citizens receive required services in order to determine if the district model we operate under is still effective. While we may have moved beyond the last economic



City of Happy Valley Fiscal Year 2014 - 2015 Budget

downturn we understand we are part of the larger economy and as such, we are beholden to factors outside of our control. These issues, along with others illustrate the difficulty we face when trying to estimate what will happen over the next fiscal year and help to explain the increases and changes in this proposed budget.

Staffing

When we are in the middle of an upswing in development activity, it is difficult to determine the exact point additional employees should be hired in order to maintain our high level of service. We evaluate our staffing needs on an ongoing basis to see if there is an opportunity to pay overtime or contract out services rather than hire staff. If the increased need for service continues it generally makes sense to hire, so this budget includes three additional full time staff. This budgeted increase in staff is not a mandate to hire but rather gives us the flexibility to hire when our analysis shows it is warranted.

This budget includes funding for 44 Full Time Equivalent (FTE) positions which is an increase of 3.8 FTE from the prior fiscal year budget. This is the result of three new positions in this budget (3 FTE), one position eliminated (-.5 FTE), and various staff schedule increases (1.3 FTE). These FTE changes accommodate the increased service levels associated with the growth in development activity.

Goals and Initiatives

We are reviewing many areas to determine how best to manage growth while we enhance the livability of our community, create effective relationships with our governmental partners, and provide a safe environment for our citizens. Next year is the 50th anniversary of the incorporation of our city and we plan to have events throughout the year for the celebration. We believe this will engender a sense of pride and identity within our city. In August, the Street of Dreams will be held in Happy Valley and there will be tens of thousands of people visiting our city. This gives us an opportunity to highlight the benefits of living in our beautiful community.

We are reviewing the long term viability of the Community Policing Center to determine when and if it makes sense to move police personnel into the City Hall building. Also, the Public Safety Levy will be put to the voters this November for a potential increase in rate. A committee of staff and citizen volunteers has been convened to evaluate the level of service to be provided and if the current levy rate is adequate to fund that level of service. The taxes shown in this budget are at the current levy rate as any change in rate will not be reflected in tax revenues until the 2016 fiscal budget.

With our continued growth due to annexations and increased development activity the number of streets the city maintains is growing. Our five year projection exposed a significant shortfall in resources to cover maintenance at a level consistent with City standards. We are in the process of determining if a transportation maintenance fee is a feasible and effective method of funding the required maintenance. As part of this budget we propose to reinstate the transfer from the Street Fund to the Reserve for Replacement Fund. We realize this will reduce the amount of resources available for maintenance but it is essential that we prepare for the eventual replacement of assets used for ongoing street maintenance.



City of Happy Valley Fiscal Year 2014 - 2015 Budget

The Pedestrian Improvement Project Fund will be used to construct pedestrian improvements in strategic areas of the City. These projects will assist with citizen safety and improve the livability of our City. The Council agreed to have the Traffic and Public Safety Committee evaluate citizen related projects and recommend for completion projects totaling fifty thousand dollars per fiscal year.

Our City does not exist in a vacuum so we must determine what our association will be with overlapping districts. Due to recent legislation there may be significant changes to neighboring cities and we need to review the impact of those changes on development within our City. The Metro Climate Smart Communities project has the potential to influence how we develop as a community so it is incumbent upon us to understand the impact of that project. We are evaluating our inclusion in the North Clackamas Park and Recreation District (NCPRD) and whether our long term association with them is the right choice for our citizens. Changes in technology have prompted us to review how we charge for usage of our public rights of way and whether the current model is adequate. And finally, the City chose to join the library district when it was created and we are currently analyzing whether it is cost effective for us, as well as beneficial for our citizens to assume operation of the Sunnyside Library.

Along with addressing these various issues, we continue to provide high levels of service for the increased development activities and the ongoing day to day activities in the City.

Basis of Budgeting

In this budget we propose to add a Park Fund to encompass the revenues and expenditures associated with the City's parks. This addition is a result of long term and ongoing discussions over the viability of the City remaining in NCPRD. We are reviewing the long term strategy of NCPRD to determine if it coincides with the long term strategy of the City. In our effort to provide a high level of service we must evaluate all service providers and their long term goals to determine what effect they have on the quality of life for our citizens. This review will determine if the City remains a component of NCPRD or if we provide those services.

In the interest of long term financial sustainability the City maintains several reserve funds. These reserve funds address replacement of capital assets, stabilize resources available to maintain critical operations, prepay the amounts owed for bonds, and offset the long term volatility of employer pension rates. In this budget we propose to eliminate the Pension Reserve Fund as we believe the more volatile issues surrounding this issue have been resolved by recent legislation. We see the biennial employer pension rate changes as part of the general operations volatility, and as such should be incorporated into the General Operations Reserve amount. Therefore you will see the entire fund balance of the Pension Reserve Fund transferred back to the General Fund. All reserve funds are reviewed annually during the budget process to ensure they remain an essential component of the long term strategy of the City.



City of Happy Valley Fiscal Year 2014 - 2015 Budget

Fiscal Policies

The City's fiscal policies are consistent with those used during preparation of the prior year budget. We strive to balance short term needs against long term goals by creating reserve levels adequate to continue high levels of service during times when activity has waned or funding sources become less predictable.

Conclusion

We understand we are in an economic upturn and as part of our ideology we choose to set aside resources for use at a later time when this robust activity has subsided. We also understand our obligation to provide our citizens with services using the best model available and so we evaluate our position in overlapping districts. As we grow, our citizens require more from us and it is in our best interest to understand and provide what is in their best interest. Our streets are a huge part of our infrastructure and require an adequate funding source for providing acceptable levels of maintenance. Our transportation maintenance fee study is our current attempt to secure that funding source. We see a continuation of the increase in development activity and may need to increase staff to maintain our service level goals. This budget recognizes that need and shows an increase in staff positions.

Management is instrumental in the effort to ensure success of the budget and longer term financial plan so I want to thank staff for their input into the creation of this budget document. I also want to thank our citizens for their involvement in the process as we work together to provide fiscal accountability, efficiency, and transparency.

Respectfully submitted,

Jason Tuck,
City Manager and Budget Officer



City of Happy Valley Fiscal Year 2014 - 2015 Budget

EXECUTIVE SUMMARY

The total 2014-15 budget increased 94% over the previous year. This is a result of the upswing in the overall economy as well as other changes in the budget. The Park Fund was added and increased the overall budget by just over \$6 million. There were changes in how we accounted for certain revenues due to implementation of Governmental Accounting Standards Board (GASB) pronouncements. These revenues include the PEG funds collected, amounts paid to the City in lieu of construction, and amounts collected for tree planting mitigation. These changes increased the budget by just over \$2 million because they are new revenue sources in this budget. Those changes are reflected in the transfer to the Street Fund from the General Fund, an increase in the appropriations in the Reserve for Replacement Fund to accommodate the PEG expenditures, and an increase in the Public Works department for tree plantings.

The beginning fund balance in this budget is much higher than in the previous budget due to significant increases in development activity in the current fiscal year as well as the previous fiscal year. This increase in beginning fund balance accounts for \$5 million of the total budget change. This increase in beginning fund balance accommodates much higher inter-fund transfer amounts. Those transfers to reserve funds allow the City to prepare for changes in the economy and environment. The increase in inter-fund transfers accounts for just over \$4 million and explains the 256% increase in transfers for the General Fund.

There is also a 294% change in the total amount of Capital Outlay. This is due to the addition of the Park Fund noted above. The \$6 million in the Park Fund is almost entirely Capital Outlay. Implementation of the GASB pronouncements also increased the amount of Capital Outlay in the Reserve for Replacement Fund. The large percentage changes shown in the Reserve for General Operations, Replacement, and Debt Service Funds are due to the increased inter-fund transfers.

The charts below show a comparison between the prior year's budget and the current year budget. The explanations above along with the brief descriptions for the change in the charts should help in understanding the differences between the years.



City of Happy Valley Fiscal Year 2014 - 2015 Budget

<i>Fund/Department</i>	<i>2013-14 Budget</i>	<i>2014-15 Budget</i>	<i>Change</i>	<i>Reason for Change</i>
Total Budget				
Total Budget - Resources	17,534,189	34,094,633	94%	Increased development activity, increased transfers, new Park Fund, GASB changes, higher BFB than previously budgeted
Total Budget - All Funds				
<i>Expenditures:</i>				
Personnel Services	4,454,860	4,526,500	2%	Wage and health benefit increases and 3.8 FTE increase
Materials and Services	4,481,670	6,365,950	42%	Increased engineering, planning contract srvcs due to increased dev, increased public outreach for Street of Dreams, City's 50th anniv celebration, Youth Council, HV merchandise, tourism
Capital Outlay	2,732,135	9,450,047	246%	GASB change, new Park Fund, appropriate all replacement reserves
Debt Service	380,000	380,000	0%	Per debt schedule
Transfers	1,925,079	6,143,938	219%	GASB change, fully fund Gen Ops fund, set aside to pay down debt when allowed
Contingency	1,749,445	2,212,168	26%	Increase in resources increases contingency
Reserve for Future Exp	1,811,000	5,016,030	177%	Amounts set aside based on Budget Reserve Policy
Total General Fund				
Resources	7,983,621	13,137,003	65%	Higher BFB due to increased building and development
All General Fund Departments				
<i>Expenditures:</i>				
Personnel Services	4,009,340	4,186,600	4%	Wage and health benefit increases and 3 FTE increase.
Materials and Services	1,267,000	1,795,600	42%	Incr eng, planning contract services, incr public outreach for Street of Dreams, 50th anniv, HV merch, tourism
Transfers	1,506,863	5,369,900	256%	GASB change, fully fund Gen Ops reserve fund, set aside to pay down debt when allowed
Contingency	1,200,418	1,784,903	49%	Increased because expenditures increased but amount is still 20% of expenditures less transfers per Budget Reserve Policy



**City of Happy Valley
Fiscal Year 2014 - 2015 Budget**

<i>Fund/Department</i>	<i>2013-14 Budget</i>	<i>2014-15 Budget</i>	<i>Percent Change</i>	<i>Reason for Change</i>
General Fund by Department				
Total Resources	7,983,621	13,137,003	64.55%	Higher BFB due GASB change, higher dev and bldg revenues
Administration				
<i>Expenditures:</i>				
Personnel Services	1,069,100	1,205,700	12.78%	2 FTE added due to increase in activity.
Materials and Services	778,200	928,300	19.29%	Increased Public Outreach and Contract Services - Street of Dreams, PS levy, City 50th Anniversary, Youth Council activity
Community Services and Public Safety:				
<i>Expenditures:</i>				
Personnel Services	1,078,125	961,500	-10.82%	Removed ODOT Inspector position
Materials and Services	80,400	86,500	7.59%	
Economic and Community Development:				
<i>Expenditures:</i>				
Personnel Services	1,472,225	1,551,900	5.41%	Increased 1.75 FTE due to increased activity.
Materials and Services	179,500	230,000	28.13%	Increase in contract services based on development
Public Works:				
<i>Expenditures:</i>				
Personnel Services	235,645	335,700	42.46%	Moved 1 FTE from Streets to Public Works
Materials and Services	79,900	160,000	100.25%	Increased Contract Services for project engineering
Parks:				
<i>Expenditures:</i>				
Personnel Services	154,245	131,800	-14.55%	
Materials and Services	149,000	390,800	162.28%	Increased Contract Services for project engineering



**City of Happy Valley
Fiscal Year 2014 - 2015 Budget**

<i>Fund/Department</i>	<i>2013-14 Budget</i>	<i>2014-15 Budget</i>	<i>Percent Change</i>	<i>Reason for Change</i>
General Fund by Department, Continued:				
Other:				
Transfers Out	1,506,863	5,369,900	256.36%	GASB change, increased to fund reserves and pay down debt
Contingency	1,200,418	1,784,903	48.69%	Increase in development and building revenues
Street Maintenance Fund				
Resources	1,211,000	2,601,100	114.79%	GASB change - transfer from General Fund
<i>Expenditures:</i>				
Personnel Services	445,520	339,900	-23.71%	Moved 1 FTE to PW, change in wages based on retirements
Materials and Services	223,500	301,300	34.81%	Increase Contract Services for project engineering
Capital Outlay	441,435	737,497	67.07%	Increase in available funds due to level of projects in PY
Transfers Out	100,545	192,503	91.46%	Resume transfer to the Res for Repl Fund
Reserved - Future Expenditures	0	1,029,900		Fee in lieu of Construction balance
SDC Fund				
Resources	943,800	814,400	-13.71%	Decreasing BFB - Parks and Trans SDC's no longer collected
<i>Expenditures:</i>				
Capital Outlay	943,800	814,400	-13.71%	Decreasing as Parks and Trans SDC's are expended on projects
Park Fund				
Resources		6,025,000		New Fund for parks
<i>Expenditures:</i>				
Materials and Services		500,000		Contract Services for master plan, SDC methodology
Capital Outlay		5,525,000		Park projects
Pedestrian Improvement Projects Fund				
Resources	660,000	793,000	20.15%	Increased balance due to level of projects in previous year
<i>Expenditures:</i>				
Materials and Services	10,000	10,000	0.00%	
Capital Outlay	585,605	723,150	23.49%	Increased balance due to level of projects in previous year
Transfers	64,395	59,850	-7.06%	



**City of Happy Valley
Fiscal Year 2014 - 2015 Budget**

<i>Fund/Department</i>	<i>2013-14 Budget</i>	<i>2014-15 Budget</i>	<i>Percent Change</i>	<i>Reason for Change</i>
Public Safety Fund				
Resources	3,321,000	3,374,000	1.60%	
<i>Expenditures:</i>				
Materials and Services	2,518,697	2,665,050	5.81%	Police contract with Clackamas County increased
Transfers	253,276	281,685	11.22%	Increased transfer to Reserve for Replacement Fund
Contingency	549,027	427,265	-22.18%	Increase in expenditures decreases available contingency
Reserve Funds				
Reserve for Pension:				
Resources	240,000	240,000	0.00%	
<i>Expenditures:</i>				
Transfers	0	240,000		Transferred to General Operations Fund via General Fund
Reserve for General Operations				
Resources	1,200,000	2,000,000	66.67%	Reserve based on policy
<i>Expenditures:</i>				
Reserve for Future Exp	1,200,000	2,000,000	66.67%	Reserve based on policy
Reserve for Replacement:				
Resources	1,223,768	2,744,000	124.23%	Increased beginning fund balance and transfers in
<i>Expenditures:</i>				
Materials and Services	462,473	1,094,000	136.55%	Higher appropriation to fully fund schedule and includes PEG
Capital Outlay	761,295	1,650,000	116.74%	Higher appropriation to fully fund schedule and includes PEG
Reserve for Debt Service				
Resources	751,000	2,366,130	215.06%	Increased beginning fund balance and transfers in
<i>Expenditures:</i>				
Principal	210,000	215,000	2.38%	Principal amount per schedule.
Interest	170,000	165,000	-2.94%	Interest amount per schedule.
Reserve for Future Exp	371,000	1,986,130	435.35%	Reserve for early payment of debt per policy



City of Happy Valley Fiscal Year 2014 - 2015 Budget

The City strives to ensure fiscal responsibility and operate each year sensibly while maintaining a high level of customer service for our citizens.

The negative change in net position from 2008 through 2011 was due to the lack of development and building activity within the City. Expenditures increased because depreciation on all City assets continued with no offsetting addition of assets. Increased gas tax collections and development and building is responsible for the revenue uptick in 2011. The decrease in expenditures in that year is due to an increase in capital asset additions. The City accepts streets into our inventory once they are completed. In any year streets are accepted and added to the inventory total expenditures are decreased by the amount of the added streets. In 2012 net position increased due to an increase in building activity along with a substantial number of streets added to capital assets. These factors allowed for an increase in the Ending Net Position. In 2013 there was a continuation of the upward trend in revenues because of the building and development surge. Expenditures increased to keep up with activity but over 60% of the expenditure increase is due to a much lower number of streets added in 2013. The Prior Period Adjustment in 2013 was due to implementation of GASB Statement No. 65 Items Previously Reported as Assets and Liabilities. Implementation of the statement changed our reporting of bond issuance costs, intergovernmental revenues, and certain construction related fees.

The following table shows the change in net position and subsequent change on Ending Net Position for each year.

SUMMARY 2008 – 2013

	2008	2009	2010	2011	2012	2013
Revenue	7,498,117	6,812,676	6,472,267	6,855,253	8,008,085	8,896,783
Expenditures	(7,972,451)	(7,779,328)	(8,186,597)	(6,929,295)	(6,978,239)	(8,975,109)
Change in Net Position	(474,334)	(966,652)	(1,714,330)	(74,042)	1,029,846	(78,326)
Beginning Net Position	62,860,988	61,735,087	60,768,435	59,054,105	58,980,063	60,009,909
Prior Period Adjustment						1,487,377
Ending Net Position	62,386,654	60,768,435	59,054,105	58,980,063	60,009,909	61,418,960



City of Happy Valley Fiscal Year 2014 - 2015 Budget

SALARY SUMMARY

- This page summarizes salary and benefits for City employees. The combining statement on the following page is used to show the cost for each department and fund. It also shows the Full Time Equivalent (FTE) budgeted for each fund, each department, and the City as a whole. When reviewing FTE remember personnel costs are not apportioned between funds. A methodology was created to determine an amount each dedicated fund would transfer to the General Fund to cover personnel costs attributable to that fund.
- 1.0 FTE equates to a 40-hour per week employee.
- Personnel costs: There is a 5.5% salary increase for current employees. This increase is composed of a 2.5% cost of living adjustment and up to a 3% merit increase. Overall FTE increased 3.80 over the previous budget. This is due to 3 new positions which increased FTE by 3, one Permit Tech added increased FTE by .5, ODOT inspector eliminated decreased FTE by .5, and staff schedule changes increased FTE by .8 FTE.
- Benefits required by law are:
 - **FICA**
 - **Tri-Met**
 - **Workers' Compensation**
- Benefits as offered in the City's employee manual include the following:
 - **Medical and Dental Benefits:** The City offers employees medical coverage through CIS Insurance. Employees have the option to choose between Regence Blue Cross and Kaiser Permanente. The costs for these benefits have been estimated to increase 10% for this budget. Employees pay 5% of the premium costs for medical and dental benefits.
 - **Life Insurance:** The City provides a life insurance benefit for employees with a coverage amount of \$15,000.
 - **Retirement (PERS):** The PERS rate for contributions decreased based on bills passed by the State legislature. This budget includes the 2013-15 biennium rates of 15.07% for Tier1 / Tier 2 and 11.11% for OPSRP. The bills passed by the legislature in the last session are currently being challenged so the City will continue to set aside reserve funds.
 - **Disability Insurance:** The City provides a long term disability insurance benefit for employees with coverage beginning after 90 days. The City also provides an accidental death and dismemberment (AD&D) benefit for employees with a coverage amount of \$15,000.



City of Happy Valley Fiscal Year 2014 - 2015 Budget

FY 2013-14 ADOPTED BUDGET						FY 2014-15 PROPOSED BUDGET						
Management	Technical Staff	Build Insp/ Plans Exam	Admin Staff	Overtime	Total	Expenditure Description	Management	Technical Staff	Build Insp/ Plans Exam	Staff	Overtime	Total
							General Fund					
						General Government						
316,700	-	-	289,300	5,000	611,000	Budget	342,400	-	-	428,200	5,000	775,600
3.0000	-	-	5.0000		8.0000	FTE	3.0000	-	-	7.0000		10.0000
						Community Services / Public Safety						
91,300	266,000	-	187,000	5,000	549,300	Budget	100,600	265,100	-	216,900	5,000	587,600
1.0000	5.5000	-	4.2000		10.7000	FTE	1.0000	5.0000	-	4.5000		10.5000
						Economic and Community Development						
95,300	244,800	392,200	76,400	5,000	813,700	Budget	105,000	280,400	429,700	157,800	5,000	977,900
1.0000	4.0000	6.0000	1.7500		12.7500	FTE	1.0000	4.0000	8.0000	1.5000		14.5000
						Public Works						
87,800	-	-	32,100	5,000	124,900	Budget	96,800	-	-	104,600	5,000	206,400
1.0000	-	-	0.7500		1.7500	FTE	1.0000	-	-	2.0000		3.0000
						Parks						
-	71,700	-	-	5,000	76,700	Budget	-	75,700	-	-	5,000	80,700
-	2.0000	-	-		2.0000	FTE	-	2.0000	-	-		2.0000
						Street Maintenance Fund						
-	210,200	-	-	5,000	215,200	Budget	-	184,900	-	-	5,000	189,900
-	5.0000	-	-		5.0000	FTE	-	4.0000	-	-		4.0000
						Total						
591,100	792,700	392,200	584,800	30,000	2,390,800	Budget	644,800	806,100	429,700	907,500	30,000	2,818,100
6.0000	16.5000	6.0000	11.7000	-	40.2000	FTE	6.0000	15.0000	8.0000	15.0000	-	44.0000
						204,900	Taxes					232,900
						1,037,660	Insurance Benefits					917,900
						704,300	Retirement					532,600
						25,000	Post Employment Benefits					25,000
						1,971,860	Total Benefits					1,708,400
						4,362,660	TOTAL SALARIES AND BENEFITS					4,526,500



**City of Happy Valley
Fiscal Year 2014 - 2015 Budget**

GENERAL FUND



City of Happy Valley Fiscal Year 2014 - 2015 Budget

GENERAL FUND

The General Fund accounts for all financial activities of the City except for those that by law or council decision are accounted for in other funds. The City's General Fund has five distinct departments: Administration, Community Services and Public Safety, Economic and Community Development, Public Works, and Parks.

Revenue Sources

The main sources of revenue in the General Fund are property taxes, franchise fees from utilities operating within the City, land use and construction fees, building permit fees, city's portion of various state shared revenues, municipal court fees, and intergovernmental revenue.

Expenditures

The main expenditures within the five departments are personnel and materials and services. General Fund capital outlay is expended in the Reserve for Replacement Fund which receives revenue as a transfer from the General Fund.

Historical Data			Description	Budget For Next Year 2014 - 2015		
Actual		Adopted		Proposed	Approved	Adopted
Preceding Year 11-12	Preceding Year 12-13	Budget This Year 13-14				
1,409,561	1,341,352	1,847,300	Administration	2,134,000	2,134,000	
615,119	708,235	1,158,525	Community Services and Public Safety	1,048,000	1,048,000	
886,174	1,145,825	1,651,725	Economic and Community Development	1,781,900	1,781,900	
169,588	263,509	315,545	Public Works	495,700	495,700	
209,079	235,077	303,245	Parks	522,600	522,600	
436,550	1,605,169	2,707,281	Transfers/Contingency	7,154,803	7,154,803	
3,726,071	5,299,167	7,983,621	Total	13,137,003	13,137,003	-

GENERAL FUND RESOURCES

**CITY OF HAPPY VALLEY
FY 2014-2015 BUDGET**

GENERAL FUND							
Preceding	Preceding	Adopted			Budget for Fiscal Year 2014-2015		
Year 11-12	Year 12-13	Budget	Account No.	RESOURCES	Proposed	Approved	
			001-000-				
2,571,532	4,924,089	3,000,000	401000	Beginning Fund Balance	6,840,000	6,840,000	
1,140,904	1,131,299	1,152,000	402100	Property Taxes	1,232,640	1,232,640	
336,118	359,869	321,500	408500	State Shared Revenues	337,575	337,575	
814,837	768,953	778,300	411100	Franchise Fees	801,650	801,650	
205,030	204,762	143,200	414000	User Related Fees	200,000	200,000	
1,149,150	1,460,960	1,182,300	415000	Building Permit Fees	1,504,800	1,504,800	
115,227	128,259	103,000	416000	Planning Fees	175,000	175,000	
36,633	121,694	65,000	416100	Engineering Fees	200,000	200,000	
367,393	418,103	350,000	418100	Traffic Fines	400,000	400,000	
77,412	82,319	39,000	418200	Court Related Fees	80,000	80,000	
291,130	430,849	380,800	419100	Intergovernmental	541,300	541,300	
207,499	264,323	62,000	440000	Misc Revenue	200,000	200,000	
337,533	951,144	406,521	490000	Transfers In	624,038	624,038	
7,650,398	11,246,623	7,983,621		Total Resources	13,137,003	13,137,003	



City of Happy Valley Fiscal Year 2014 - 2015 Budget

GENERAL FUND Resources

Beginning Fund Balance: Funds available but not spent during the previous fiscal year.

Property Taxes: The City's permanent tax rate is \$0.671 per thousand dollars and is levied on the assessed value of property within the City as determined under current state law. Includes taxes levied in prior years but collected in the current year.

State Shared Revenues: Includes 20% of liquor receipts distributed monthly to cities on a per capita basis with statutory authorization for distribution in ORS 471.810(a)(b) and 471.810(1)(d), 14% of liquor revenues paid quarterly to cities based on formula outlined in the ORS 221.770, and 2 cents of the \$1.18 per pack cigarette tax distributed monthly to cities on a per capita basis with statutory authorization for distribution in ORS 323.445. These funds may be used for general city operations.

Franchise Fees: Revenues related to franchise fee and privilege tax agreements with utilities operating within the City. Fees are based on revenues earned within the City limits. City ordinances require the following fees: Electric 3.5%, Telephone 7%, Cable TV 5% (includes FIOS), and Natural Gas 5.94%. The PGE 1.5% Privilege Tax is receipted directly in the Pedestrian Improvement Projects Fund.

User Related Fees: Includes fees paid to operate within or use services provided by the City. These include facility rental charges, cell phone tower rental fees, park reservation fees to reserve space at Happy Valley Park, bi-annual alarm permits for residential and commercial alarms, late payment and false alarm assessments, burn permits that allow burning within the City limits, registration fee for any dog 6 months or older, fees to operate a business within the City, photo passport fee for passport photos and process filing for US Customs, revenue from Metro for participation in their business license program.

Building Permit Fee: Residential and commercial, new and remodel inspection permits. Plan review for residential and commercial buildings including commercial buildings requiring a fire life safety plan. Permits and fees for mechanical inspection, plumbing inspection, and single lot erosion control. Other building permits not listed above such as: re-inspection, statewide Minor Label program revenue from the State of Oregon for performing plumbing and mechanical inspections, septic tank or sewer line abandonment, connection of public lateral to private homeowner sewer, residential construction sidewalk and driveway approach inspection, and certificates of occupancy.

Planning Fees: There are several categories of development fees. Certain fees are by type of application and other fees are a cost per lot to be developed. Fees are set to cover staff time and administrative/overhead costs.

Engineering Fees: These fees are set to cover improvement plan review, overall development, erosion sediment control plan review, and periodic construction supervision of public improvements by the City to ensure compliance with National, State, Regional, and City standards.



City of Happy Valley Fiscal Year 2014 - 2015 Budget

GENERAL FUND **Resources**

Traffic Fines: Fines imposed in the Happy Valley Municipal Traffic Court.

Court Related Fees: State and county fees associated with Traffic Court fines, municipal code violation fines, traffic safety class for persons who commit minor traffic infractions, fee to review variance applications and monitor for non-compliance issues.

Intergovernmental: Revenue from other municipalities or governmental agencies such as NCPRD for maintenance of parks per the IGA, solid waste franchise fees, 5% of park SDCs, 5% of Metro Construction Excise tax, 3% of North Clackamas School District Construction Excise Tax and other fees to cover administrative costs, payment for code enforcement, building inspection, street sweeping services provided to other jurisdictions,

Misc Revenue: Includes but not limited to: unanticipated income such as copy fees or refunds, donations and fundraising to defray the costs of community events, interest income from cash is invested in the Local Government Investment Pool and in other investments. Any grants sponsored by federal, state, and regional governments and non-governmental organizations to fund projects and programs.

Transfers In: Transfers from other funds to cover overhead costs associated with personnel used by the respective funds. Transfer the fund balance from the Pension Reserve Fund. This amount will be included in the transfer to the Reserve for General Operations Fund. The Reserve of



City of Happy Valley
Fiscal Year 2014 - 2015 Budget

GENERAL FUND
ADMINISTRATION



City of Happy Valley Fiscal Year 2014 - 2015 Budget

GENERAL FUND **Administration**

Manager: Barbara Muller, CPA, CGMA

Administration consists of the Office of the City Manager, Human Resources, City Recorder, Risk, Finance, and Information Technology.

City Manager

The Office of the City Manager is responsible for governmental coordination/cooperation, program evaluation/management, management of City staff, Council coordination/communication, special project management, implementation of Council goals and policies, fiscal responsibility/transparency, and franchise agreement negotiation/administration.

Staff members include the City Manager and an Executive Administrative Assistant.

Finance and Information Technology Department

Finance is responsible for management of all financial aspects in accordance with generally accepted accounting principles as well as all Federal and State regulations, maintain automated systems to provide timely, useful, and accurate financial information to both internal and external users, create the annual budget per local budget statutes, create financial statements, manage the annual audit process, manage all banking and investment. Information Technology manages City servers, WAN and LAN, computer and peripheral equipment, all software programs tailored specifically to meet the varying needs of staff.

Staff members include the Finance Director, Senior Accountant, and IT Administrator.

Human Resources/City Recorder/Risk Management

The Human Resources department is responsible for ensuring comprehensive and competitive benefit packages for its employees, providing strategic interaction with all departments to attract, hire, and retain the best candidates for each position, work collaboratively with managers to provide the best possible outcomes to challenges related to employees as they occur,

The City Recorder is responsible for the maintenance of official Ordinances and Resolutions and records pertaining to the City Council, liaison with the Clackamas County Recorder's Office, as well as all archival responsibilities for City records. The City Recorder also acts as the Elections Officer, ensuring all applicable laws are adhered to during the course of all elections within the City.

Risk management includes 1) identification of risk 2) risk assessment including minimizing exposures wherever practicable 3) transfer of risk utilizing risk management and insurance strategies 4) implementation and ongoing monitoring of the risk management plan 5) review and revision as needed. Administration and evaluation of Contracts, Intergovernmental Agreements, Bonds and other forms of financial guaranty which the City regularly requires for both developments within the City, as well as for projects initiated by the City Council. Management of the City's insurance program including Property, Casualty, and Workers' Compensation.

Staff members include the City Recorder/Director of Human Resources.



**City of Happy Valley
Fiscal Year 2014 - 2015 Budget**

*GENERAL FUND
Administration*

BUDGET SUMMARY:

Historical Data			Description	Budget For Next Year 2014 - 2015		
Actual		Adopted Budget This Year 13-14		Proposed	Approved	Adopted
Preceding Year 11-12	Preceding Year 12-13					
941,898	858,641	1,069,100	Personnel Services	1,205,700	1,205,700	
467,663	482,711	778,200	Material and Services	928,300	928,300	
1,409,561	1,341,352	1,847,300	Total	2,134,000	2,134,000	-

**CITY OF HAPPY VALLEY
FY 2014-2015 BUDGET**

GENERAL FUND							
		Adopted				Budget for Fiscal Year 2014-2015	
Preceding	Preceding	Budget					
Year 11-12	Year 12-13	2013-14	Account	EXPENDITURES	Proposed	Approved	
			001-002-	Administration			
				Personnel			
297,251	325,663	333,000	500051	Management	342,400	342,400	
302,592	240,023	291,800	500063	Admin/Support	428,200	428,200	
88	221	5,000	500100	Overtime	5,000	5,000	
13,139	43,339	25,000	504600	Post employment benefits	25,000	25,000	
45,217	42,782	52,100	504700	Taxes	64,300	64,300	
156,679	108,852	182,800	504800	Insurance Benefits	193,600	193,600	
126,932	97,761	179,400	505000	Retirement Plan	147,200	147,200	
941,898	858,641	1,069,100		Total Personnel Services	1,205,700	1,205,700	
				Materials and Services			
21,103	20,793	34,400	600100	Office Supplies	33,000	33,000	
38,799	63,262	90,400	600200	Professional Development	96,800	96,800	
69,916	79,408	96,500	600400	Utilities	80,000	80,000	
35,226	16,844	34,300	602000	Public Accountability	36,000	36,000	
26,504	29,448	31,600	602300	Repairs & Maintenance	42,000	42,000	
53,645	59,621	95,000	602350	Facility & Office Service Contracts	110,000	110,000	
66,086	58,571	80,000	602750	Public Outreach	150,000	150,000	
78,930	69,272	120,000	602900	General Operating	128,500	128,500	
31,751	39,257	96,000	603100	Legal	102,000	102,000	
45,703	46,235	100,000	603950	Contract Services	150,000	150,000	
467,663	482,711	778,200		Total Materials and Services	928,300	928,300	
1,409,561	1,341,352	1,847,300		Total Administration	2,134,000	2,134,000	



City of Happy Valley Fiscal Year 2014 - 2015 Budget

GENERAL FUND ***Expenditures, Administration***

PERSONNEL:

Salaries: City Manager, Director of Finance and IT, Director of Human Resources/City Recorder, Executive Assistant, Senior Accountant, IT Administrator, Project Coordinator, Administrative Assistant

Benefits: Items paid from these line items include: Unemployment claims as the City is self-insured for unemployment, any retirement incentives offered, FICA and Tri-met taxes paid by the City, medical and dental benefits paid for employees (employees pay 5% of the premium costs), life, disability, and workers' compensation insurance, payments into the PERS system for both the employer percentage and the 6% pick up employee portion.

MATERIALS AND SERVICES:

Office Supplies: General office supplies, postage costs, and computer and technology items not part of a system and under the capitalization threshold.

Professional Development: Training, travel, and meals related to City business, annual membership and professional organization dues, certifications, subscriptions, and books for staff budgeted under Administration and City Council. Also includes employee recognition and appreciation programs.

Utilities: All utilities include gas, electricity, trash, recycling, phone services, water, storm, and sewer for all City facilities. A portion of these items are allocated to the Parks Department and the Street Fund.

Public Accountability: Publication of legal notices, website hosting of the City's Municipal Code, and annual financial audit.

Public Outreach: Monthly newsletter costs including, printing services, mailing service, and postage. A portion of the cost for the newsletter is accounted for in the Public Safety Fund. Costs associated with the City's annexation program. Brochures and information regarding permit and inspection procedures. Items for sale to the public with the City's logo.

Repairs and Maintenance: Repairs, improvements, maintenance, recycling costs, and cleaning supplies for all City buildings and systems.

Facility and Office Service Contracts: Annual maintenance and service contracts related to the City's facilities and operations. This includes the accounting system, internet services, access and security, elevator, HVAC, website, document management, janitorial services, network and computer software and maintenance agreements.

General Operating: Property, General Liability and Automobile insurance costs pooled through the League of Oregon Cities, banking fees, payroll service, other miscellaneous fees, expenses for City sponsored events with other civic entities, costs associated with recruitment and hiring of personnel. Maps and printing separate from general office supplies.

Legal: Legal expenses pertaining to all General Fund departments are charged to this line item.

Contract Services: Unexpected items requested by Council.

GENERAL FUND

***COMMUNITY SERVICES/PUBLIC SAFETY
DEPARTMENT***



City of Happy Valley Fiscal Year 2014 - 2015 Budget

GENERAL FUND **Community Services and Public Safety**

Manager: Steve Campbell

Community Services and Public Safety consists of Police, Emergency Management, Code Enforcement, Animal Control, Municipal Court/Juvenile Diversion and Public Information & Services.

Police/Emergency Management

Police/Emergency Services works in coordination with the Clackamas County Sheriff's Office and Clackamas Fire District #1 for public safety and emergency services, oversees the police contract including; police staffing, mission/goals and general police services. Maintain safety through prevention of events that could endanger the safety of the public, maintain crime prevention programs, coordinate public forums (Traffic & Public Safety Committee) for citizens to address safety concerns, develop Emergency Operations Plan, Hazard Mitigation Plan and Continuity of Operations Plan, serve as Emergency Manager, serve as Incident Commander when Emergency Operations Center enacted. Staff members include the Community Services and Public Safety Director and an Executive Administrative Assistant. Police staffing includes, a part-time Police Chief, Sergeants (2), traffic enforcement officer (1), detective (1), patrol officers (6) and non-sworn community services officer (1).

Code Enforcement & Animal Control

Municipal code enforcement, and animal control enforcement occurs through its code officers and volunteers with prompt, professional response to complaints and strives to increase code compliance through pro-active enforcement and effective communication and mediation with citizens, businesses, builders/developers and neighbors. Officers and volunteers utilize the code compliance function as early detection mechanism for other problem situations that may be present in the neighborhood. Oversees the crime prevention program and crime watch volunteers to patrol parks, schools and open spaces. Reconnect lost or found animals with their owners through licensing records and chip ID recognition. Investigates animal neglect and abuse complaints. Educate owners about animal laws regarding the benefits of a properly licensed pets. Staff members include the Code Enforcement Supervisor, Code Enforcement Officers (2) and volunteers (2 to 6).

Municipal Court / Juvenile Diversion

Administers judicial resolution of minor traffic and parking violations, minors in possession of alcohol and tobacco and City ordinance infractions. Court staff oversees the administrative duties of enrollment, instruction and compliance monitoring of its traffic safety and fireworks diversion classes to those who qualify for this educational component of the court process. Court staff are empowered to resolve specified offenses through compliance, diversion, or non-contested payment. Juvenile Diversion grants low level youth offenders the opportunity to perform community service. Staff members include Court Clerks (2) Juvenile Diversion Contractor (1).



City of Happy Valley Fiscal Year 2014 - 2015 Budget

Public Information & Services

Serve as the bridge between our city government, local media, citizens and the business community. Serve as the Public Information Office, manage the newsletter, press releases, community radio station, city website, and City social media. Serve as liaison to the Happy Valley Business Alliance. Oversee Happy Valley Youth Council program, tourism program, provide passport services, park and sports field reservations, residential tree permits, alarm permits, burn permits and animal licensing. Organize community events such as the 4th of July Family Festival, National Night Out, Summer Concerts, Safety Fair, Harvest Fest, Tree Lighting, and Dumpster Day. Provide assistance for major, profit and non-profit events, HOA liaison to share knowledge regarding city ordinances and other neighborhood issues. Coordinates school activities involving the city government, manages the city's volunteer program including blood drives and community service projects. Manages the solid waste franchise, city store and marketing. Staff members include Administrative Assistants (3) and Program Coordinators (2).

BUDGET SUMMARY:

Historical Data			Description	Budget For Next Year 2014 - 2015		
Actual		Adopted Budget This Year 13-14		Proposed	Approved	Adopted
Preceding Year 11-12	Preceding Year 12-13					
584,655	670,908	1,078,125	Personnel Services	961,500	961,500	
30,464	37,327	80,400	Material and Services	86,500	86,500	
615,119	708,235	1,158,525	Total	1,048,000	1,048,000	-

**CITY OF HAPPY VALLEY
FY 2014-2015 BUDGET**

GENERAL FUND							
		Adopted			Budget for Fiscal Year 2014-2015		
Preceding	Preceding	Budget					
Year 11-12	Year 12-13	2013-14	Account	EXPENDITURES	Proposed	Approved	
			001-004-	Community Services and Public Safety			
				Personnel			
87,181	91,525	96,700	500051	Management	100,600	100,600	
114,609	139,119	175,000	500053	Community Services Officers	165,300	165,300	
86,146	88,159	93,500	500055	Court Staff	99,800	99,800	
78,562	98,837	197,200	500063	Admin/Support	216,900	216,900	
2,274	4,452	5,000	500100	Overtime	5,000	5,000	
28,333	33,147	47,000	504700	Taxes	48,600	48,600	
108,613	138,889	302,225	504800	Insurance Benefits	214,000	214,000	
78,937	76,780	161,500	505000	Retirement Plan	111,300	111,300	
584,655	670,908	1,078,125		Total Personnel Services	961,500	961,500	
				Materials and Services			
981	0	5,000	600150	CSPS Supplies	5,000	5,000	
2,330	8,528	20,000	600200	Professional Development	21,000	21,000	
26,838	28,215	50,400	603120	Public Safety Related	55,000	55,000	
315	584	5,000	603950	Contract Services	5,500	5,500	
30,464	37,327	80,400		Total Materials and Services	86,500	86,500	
615,119	708,235	1,158,525		Total Community Services and Public Safety	1,048,000	1,048,000	



City of Happy Valley Fiscal Year 2014 - 2015 Budget

GENERAL FUND Expenditures, Community Services and Public Safety

PERSONNEL:

Salaries: Director of Community Services and Public Safety, Code Enforcement Supervisor, Code Enforcement Officer/ODOT Truck Inspector, Code Enforcement Officer/IGA Damascus, Court Clerks (2), Executive Assistant, Administrative Assistant (2), Crime Prevention Specialist, Community Involvement Specialist

Benefits: Items paid from these line items include: Unemployment claims as the City is self-insured for unemployment, any retirement incentives offered, FICA and Tri-met taxes paid by the City, medical and dental benefits paid for employees (employees pay 5% of the premium costs), life, disability, and workers' compensation insurance, payments into the PERS system for both the employer percentage and the 6% pick up employee portion.

MATERIALS AND SERVICES:

CSPS Supplies: Supplies other than Office Supplies needed for the various functions included in this department as well as equipment below the capital item threshold. Includes but not limited to items to provide photo passport and process filing for US Customs and supplies needed in case of emergencies as stipulated in grant agreements.

Professional Development: Training, travel, and meals related to City business, annual membership dues to professional organization, certifications, subscriptions, and books for staff. Training in code enforcement, emergency services, animal control, and any of the various services provided by the department.

Public Safety Related: Lodging costs associated with non-licensed animals found in the City per requirement the City shelter animals in custody. Judge for Municipal Court sessions, translation services including signing to aid communication between defendants and court staff, student books and materials for Driver Safety Classes, and City's portion of costs for administering juvenile diversion program.

Contract Services: Contract services for nuisance abatement. The City contracts services to remove nuisances on private property if court ordered abatement fails.

GENERAL FUND

***ECONOMIC AND COMMUNITY DEVELOPMENT
DEPARTMENT***



City of Happy Valley Fiscal Year 2014 - 2015 Budget

GENERAL FUND ***Economic and Community Development***

Manager: Michael D. Walter, AICP

The Economic and Community Development Department consists of three divisions, the Planning & Economic Development Division; the Engineering Division; and, the Building Division. Each has specific responsibilities, though many are inter-departmental responsibilities in relation to development reviews.

PLANNING & ECONOMIC DEVELOPMENT DIVISION

Guide residential, institutional, commercial and industrial growth to facilitate improvement of quality of life of our residents. Provide information and assistance to developers and the general public about development requirements, the planning process, and Planning Commission and City Council procedures. Optimize land development, confirm compliance with adopted land use regulations and policies, and ensure development projects enhance the functional and visual characteristics of the community. Provide technical review of preliminary and final subdivision plats, design review, transportation planning, environmental planning, landscape plan review, annexations, development agreements, and long range planning. Coordinate planning and economic development efforts with other city departments and local, regional, and state planning agencies and organizations. Review, research, and update our Comprehensive Plan and Land Development Code to be certain it meets the goals prescribed by regional and state planning agencies as well as City Council, Planning Commission, and Design Review Board. Promote the development and expansion of commercial, industrial and health care sector businesses. Promote the annexation of properties in order to provide future economic development opportunities and residential growth.

Staff members include the Economic and Community Development Director, Administrative Assistant, Senior Planner, and Associate Planner.

ENGINEERING DIVISION

Oversee construction and improvement of city facilities and infrastructure, provide public works related inspections, review plans, monitor construction activities, and submit grant applications. Provide strategic planning related to new development, transportation improvements, utilities, city-supported public works programs and capital improvement projects in conjunction with other city departments. Provide city residents a high level of customer service relative to street construction, improvements, maintenance and repairs, and public rights-of-way. Coordinate surface water issues with Water Environment Services (WES) of Clackamas County. Coordinate with the Traffic and Public Safety Committee, City Traffic Engineer, Code Enforcement, and Public Works Director regarding the installation and maintenance of signage and traffic control devices within public rights-of-way. Coordinate with Public Works on street cleaning including; sweeping, debris pick-up and hazardous spill removal coordination, and MS4 reporting. Review construction plans for compliance with national, regional and city standards and oversee construction and improvement projects relative to new development and growth within the city. Oversee capital, upgrade, and public improvement projects within the public rights-



City of Happy Valley Fiscal Year 2014 - 2015 Budget

of-way, utilizing System Development Charges for capital projects. Update Street Inventory Pavement Management Program and conduct feasibility studies regarding street pre-design. Work with the other departments relative to new site development, city code compliance, and final plat review to assure compliance with conditions of approval. Maintain and updates as necessary the City's Construction Design Standards. Staff members include the Engineering Manager and Civil Engineer.

BUILDING DIVISION:

Provide code administration, inspection, plan review and permit services integral to the safe and effective construction of structures in the City. Services provided to architects, engineers, contractors, and members of the public who need code interpretation of various specialty codes. Maintain updated copies of Oregon's construction codes and rules for use within the jurisdiction. Ensure organizations are operating in compliance with appropriate laws, individuals are properly licensed, and products meet legal specifications. Permit and inspection services provided for structural, mechanical, electrical, and plumbing permits. Issue permits to administer and enforce the state's building codes including plan review for construction. Recognize and meet the work plan and program standards mandated through the Tri-County Service Board (State of Oregon Building Codes Division Northwest Regional Office). Issue timely building permits for construction projects following submission of complete permit applications and plans. Accomplish all requested building inspections within 24 hours of date of request. Respond to public concerns within 48 hours from date received. Provide inspection services and plan review to the City of Milwaukie and City of Oregon City per existing Intergovernmental Agreements. Allow for, facilitate, and encourage alternate methods of construction and or materials. Provide code resources for architects, engineers, building contractors and homeowners. Uniformly administer and enforce the state building codes, city ordinances and policies that set standards for construction.

Staff members include the Building Official, Building Inspectors (2), Plumbing Inspector, Plans Examiner, Structural Engineer, and Permit Technicians (2) Administrative Assistant.

BUDGET SUMMARY:

Historical Data			Description	Budget For Next Year 2014 - 2015		
Actual		Adopted Budget This Year 13-14		Proposed	Approved	Adopted
Preceding Year 11-12	Preceding Year 12-13					
795,406	1,037,781	1,472,225	Personnel Services	1,551,900	1,551,900	
90,768	108,044	179,500	Material and Services	230,000	230,000	
886,174	1,145,825	1,651,725	Total	1,781,900	1,781,900	-

**CITY OF HAPPY VALLEY
FY 2014-2015 BUDGET**

GENERAL FUND							
		Adopted					
Preceding	Preceding	Budget					
Year 11-12	Year 12-13	2013-14	Account	EXPENDITURES	Proposed	Approved	Budget for Fiscal Year 2014-2015
			001-006-	Economic & Community Development			
				Personnel			
90,610	94,694	101,000	500051	Management	105,000	105,000	
49,172	50,669	112,600	500054	Planning	124,100	124,100	
125,711	130,534	144,400	500058	Engineering	156,300	156,300	
176,520	330,471	408,900	500060	Building Inspect/ Plan Exam	429,700	429,700	
72,548	102,794	80,200	500063	Admin/Support	157,800	157,800	
-	20	5,000	500100	Overtime	5,000	5,000	
42,154	56,641	70,700	504700	Taxes	81,200	81,200	
125,497	146,804	306,225	504800	Insurance Benefits	307,000	307,000	
113,194	125,154	243,200	505000	Retirement Plan	185,800	185,800	
795,406	1,037,781	1,472,225		Total Personnel Services	1,551,900	1,551,900	
				Materials and Services			
	0	5,000	600150	ECD Supplies	5,000	5,000	
13,646	12,700	29,500	600200	Professional Development	30,000	30,000	
77,122	95,344	145,000	603950	Contract Services	195,000	195,000	
90,768	108,044	179,500		Total Materials and Services	230,000	230,000	
886,174	1,145,825	1,651,725		Total Economic & Community Development	1,781,900	1,781,900	



City of Happy Valley Fiscal Year 2014 - 2015 Budget

GENERAL FUND Expenditures, Economic and Community Development

PERSONNEL:

Salaries: Director of Economic and Community Development, Planners (2), Engineers (2), Building Official, Structural Engineer, Chief Plumbing Inspector, Plans Examiner, Building Inspectors (2), Permit Technicians (2), Planning Assistant and, Administrative Assistants (2)

Benefits: Items paid from these line items include: Unemployment claims as the City is self-insured for unemployment, any retirement incentives offered, FICA and Tri-met taxes paid by the City, medical and dental benefits paid for employees (employees pay 5% of the premium costs), life, disability, and workers' compensation insurance, payments into the PERS system for both the employer percentage and the 6% pick up employee portion.

MATERIALS AND SERVICES:

ECD Supplies: Supplies other than Office Supplies needed for the various functions included in this department as well as equipment below the capital item threshold.

Professional Development: Training, travel, and meals related to City business, annual membership dues, professional organization dues, certifications, subscriptions, professional and code books. Annual membership dues paid to local and national planning, engineering and building associations, Regional Partners dues, and Oregon Economic Development Association dues

Contract Services: Contract for review of City transportation issues and reviewing development applications. Consulting professional engineer responsible for evaluating traffic safety and control issues throughout the City, provide assistance with construction plans, plat review, and project close out if needed, may include professional staff for erosion control permitting and inspections, as well as assistance with the green streets design standards. Code revision and project work related to growth and future expansion most of which is proposed to be funded by grants. Costs associated with development of required legal descriptions for annexations. Fees paid to METRO for annexation. Costs associated with special projects, over-load current planning review, municipal code updates, and economic development plan assistance.

GENERAL FUND
PUBLIC WORKS DEPARTMENT



City of Happy Valley Fiscal Year 2014 - 2015 Budget

GENERAL FUND Public Works

Manager: Chris Randall

Public Works

Oversee operations related to the maintenance of City facilities and infrastructure, manage and maintain quality public roads, parks, trails, storm drains, open spaces, and other infrastructure for the residents of the City. Provide quality community services for the health and safety of residents and the environment. Provide high level of customer service related to street construction, implementation, maintenance and repair, public rights-of-way maintenance and repair, coordination of surface water issues with Water Environment Services, installation and maintenance of signage within public rights-of-way, street sweeping, debris pickup-up, and hazardous spill removal coordination. Coordinate work efforts of volunteers and community work force, work with committees to address existing and anticipated concerns and goals of the community. Promote recycling and sustainability practices through building maintenance. Work with the other departments to maintain a Safety Committee, coordinate issues related to public rights-of-ways, event staffing, warning sign installation and maintenance, surface water issues, feasibility studies, forecasting, and master planning projects.

Staff members include the Public Works Director, Administration Assistant, Maintenance Worker I – WES Street Sweeping.

BUDGET SUMMARY:

Historical Data			Description	Budget For Next Year 2014 - 2015		
Actual		Adopted Budget This Year 13-14		Proposed	Approved	Adopted
Preceding Year 11-12	Preceding Year 12-13					
128,260	184,635	235,645	Personnel Services	335,700	335,700	
41,328	78,874	79,900	Material and Services	160,000	160,000	
169,588	263,509	315,545	Total	495,700	495,700	-

**CITY OF HAPPY VALLEY
FY 2014-2015 BUDGET**

GENERAL FUND			Adopted				
Preceding	Preceding	Budget				Budget for Fiscal Year 2014-2015	
Year 11-12	Year 12-13	2013-14	Account	EXPENDITURES	Proposed	Approved	
			001-008-	Public Works			
				Personnel			
83,674	87,807	93,100	500051	Management	96,800	96,800	
-	31,737	33,700	500063	Staff	104,600	104,600	
-	0	5,000	500100	Overtime	5,000	5,000	
6,199	8,473	10,700	504700	Taxes	16,900	16,900	
20,735	32,720	56,745	504800	Insurance Benefits	73,900	73,900	
17,652	23,898	36,400	505000	Retirement Plan	38,500	38,500	
128,260	184,635	235,645		Total Personnel Services	335,700	335,700	
				Materials and Services			
6,085	13,633	13,000	600150	Public Works Supplies	14,000	14,000	
2,642	3,750	5,400	600200	Professional Development	5,000	5,000	
19,468	24,600	29,000	601500	Vehicle Operation & Main.	31,000	31,000	
13,133	36,891	32,500	602300	Repairs & Maintenance	40,000	40,000	
-	-	-	603950	Contract Services	70,000	70,000	
41,328	78,874	79,900		Total Materials and Services	160,000	160,000	
169,588	263,509	315,545		Total Public Works	495,700	495,700	



City of Happy Valley Fiscal Year 2014 - 2015 Budget

GENERAL FUND **Expenditures, Public Works**

PERSONNEL:

Salaries: Public Works Director, WES Street Sweeping, Administrative Assistant

Benefits: Items paid from these line items include: Unemployment claims as the City is self-insured for unemployment, any retirement incentives offered, FICA and Tri-met taxes paid by the City, medical and dental benefits paid for employees (employees pay 5% of the premium costs), life, disability, and workers' compensation insurance, payments into the PERS system for both the employer percentage and the 6% pick up employee portion.

MATERIALS AND SERVICES:

Public Works Supplies: Supplies and materials for repairs and continued operation of Public Works facilities. Safety equipment worn by Public works staff for protection from injury such as hardhats, boots, gloves and safety goggles.

Professional Development: Training, travel, and meals related to City business, annual membership dues, professional organization dues, certifications, subscriptions, professional and code books. Training classes and certifications on subjects such as insecticide/herbicide use, road maintenance, safety, construction, first aid and flagman training. Staff membership in Public Works/Environmental associations, such as the American Public Works Association (APWA), Association of Clean Water Agencies (ACWA), Regional Erosion Prevention Awards program, and Pacific Northwest Clean Water Association (PNCWA).

Vehicle Operation & Maintenance: Operation and maintenance of all General Fund vehicles.

Repairs and Maintenance: Maintenance and repairs of non-vehicular equipment such as upkeep of trees, shrubs, and landscape in the public rights of way to maintain our Tree City USA status. Continued equipment repairs and improvements associated with the Public Works Operations Facility. Additional equipment rented during special projects.

Contract Services: Public Works feasibility study and project engineering.



City of Happy Valley
Fiscal Year 2014 - 2015 Budget

GENERAL FUND

PARKS DEPARTMENT



City of Happy Valley Fiscal Year 2014 - 2015 Budget

GENERAL FUND Parks

Manager: Chris Randall

The City annexed into the North Clackamas Parks and Recreation District (NCPRD) as of July 1, 2007 as a result of a voter election. Per the Intergovernmental Agreement (IGA) with NCPRD the City Parks Department provides continued maintenance of the following: Happy Valley City Park, Mt. Scott Creek Trail, Rebstock Park, Happy Valley Wetland Park, Happy Valley Nature Park, City owned open spaces, and City owned trails. The Parks Department also provides operations and maintenance of the splash pad, restrooms, playground structures and wooden walking paths. The IGA with NCPRD expired September 2012. The City Council and NCPRD agreed to two, one year extensions of the IGA which moves the expiration date to September 2014. Negotiations are currently underway between the City and NCPRD.

Parks Department

Ensure a clean, safe environment, including friendly park personnel on a daily basis. Provide a high level of customer service regarding the picnic areas, sport fields, splash pad, boardwalk, park equipment, and playgrounds. Work with volunteers who may provide improvements to parks and the trail systems. Conduct documented park inspections once a month, provide staff support for City sponsored and endorsed park activities, maintain trail systems, and assist with construction of new trails and trail connections using City and volunteer labor. Maintain irrigation system to provide healthy turf and conserve water, semiannually top dress and fertilize all sports fields for optimum use throughout the year. Assist in the planning and construction of new park facilities, promote recycling and sustainability practices, and meet quarterly with the Parks Advisory Committee to discuss capital projects.

Staff members include a Maintenance Worker I and Seasonal Park Worker (2).

BUDGET SUMMARY:

Historical Data			Description	Budget For Next Year 2014 - 2015		
Actual		Adopted Budget This Year 13-14		Proposed	Approved	Adopted
Preceding Year 11-12	Preceding Year 12-13					
102,563	116,564	154,245	Personnel Services	131,800	131,800	
106,516	118,513	149,000	Material and Services	390,800	390,800	
209,079	235,077	303,245	Total	522,600	522,600	-

**CITY OF HAPPY VALLEY
FY 2014-2015 BUDGET**

GENERAL FUND							
		Adopted				Budget for Fiscal Year 2014-2015	
Preceding	Preceding	Budget					
Year 11-12	Year 12-13	2013-14	Account	EXPENDITURES		Proposed	Approved
			001-009-	Parks			
				Personnel			
75,747	92,332	72,400	500059	Parks Staff		75,700	75,700
239	768	5,000	500100	Overtime		5,000	5,000
6,121	6,455	6,100	504700	Taxes		6,400	6,400
4,131	3,303	49,945	504800	Insurance Benefits		30,200	30,200
16,325	13,706	20,800	505000	Retirement Plan		14,500	14,500
102,563	116,564	154,245		Total Personnel Services		131,800	131,800
				Materials and Services			
8,807	13,245	22,000	600160	Park Supplies		24,000	24,000
75	175	3,500	600200	Professional Development		3,500	3,500
26,033	16,861	39,000	600400	Utilities		30,000	30,000
20,622	24,840	27,000	601500	Vehicle Operation & Maint.		29,000	29,000
39,324	48,575	41,000	602300	Repairs & Maintenance		55,000	55,000
11,655	14,817	16,500	602900	General Operating		18,000	18,000
				Park and Rec Grant		161,300	161,300
			603950	Contract Services		70,000	70,000
106,516	118,513	149,000		Total Materials and Services		390,800	390,800
209,079	235,077	303,245		Total Parks		522,600	522,600



City of Happy Valley Fiscal Year 2014 - 2015 Budget

GENERAL FUND Expenditures, Parks

PERSONNEL:

Salaries: Maintenance Worker I, Parks Seasonal Workers

Benefits: Items paid from these line items include: Unemployment claims as the City is self-insured for unemployment, any retirement incentives offered, FICA and Tri-met taxes paid by the City, medical and dental benefits paid for employees (employees pay 5% of the premium costs), life, disability, and workers' compensation insurance, payments into the PERS system for both the employer percentage and the 6% pick up employee portion.

MATERIALS AND SERVICES:

Park Supplies: Supplies used for City parks, open spaces, and trail systems to maintain safe and user-friendly environment. Safety equipment such as hardhats, safety goggles, gloves and boots.

Professional Development: Training, travel, and meals related to City business, annual membership dues, professional organization dues, certifications, subscriptions, professional and code books. Training classes and certifications on subjects such as insecticide/herbicide use, safety, first aid, splash pad and general equipment operation. Staff membership in Oregon Recreation and Parks Association, trade journal subscriptions, and dues associated with professional memberships.

Utilities: All utilities including gas, electricity, trash, recycling, phone services, water, storm, sewer including portable toilets, and operation of all facilities within the park.

Vehicle Operation & Maintenance: Fuel, supplies, servicing, parts, and maintenance of Park vehicles and equipment. Equipment included are items such as the small utility vehicle, backhoe, trucks, tractor, and mowers.

Repairs and Maintenance: Expenses related to cleanup and repair of picnic areas, routine maintenance of restroom facilities, invasive plant control, repair due to vandalism, sports field maintenance, repair and maintenance of Splash Pad and equipment rental for special projects.

General Operating: Allocation of a portion of items associated with the general operation of the City such as office supplies, janitorial, legal, IT services, postage, and others.

Park and Rec Grant: Expenditures related to grant received from Oregon Parks and Recreation Department.

Contract Services: Project engineering for park system projects.



**City of Happy Valley
Fiscal Year 2014 - 2015 Budget**

GENERAL FUND

***TRANSFERS
CONTINGENCY
TOTAL REQUIREMENTS***

**CITY OF HAPPY VALLEY
FY 2014-2015 BUDGET**

GENERAL FUND							
		Adopted			Budget for Fiscal Year 2014-2015		
Preceding	Preceding	Budget					
Year 11-12	Year 12-13	2013-14	Account	EXPENDITURES	Proposed	Approved	
			001-030-	Transfers			
-	-	-	800002	To Street Fund	1,029,900	1,029,900	
60,000	60,000	60,000	800123	To Reserve for Pension Fund	-	-	
-	1,000,000	200,000	800124	To Reserve for Gen Op Fund	800,000	800,000	
-	171,800	495,863	800126	To Reserve for Replacement Fund	1,550,000	1,550,000	
376,550	373,369	751,000	800127	To Debt Service Fund	1,990,000	1,990,000	
436,550	1,605,169	1,506,863		Total Transfers	5,369,900	5,369,900	
-	-	1,200,418	880000	Contingency	1,784,903	1,784,903	
436,550	1,605,169	2,707,281		Total Transfers & Contingency	7,154,803	7,154,803	

**CITY OF HAPPY VALLEY
FY 2014-2015 BUDGET**

GENERAL FUND							
		Adopted			Budget for Fiscal Year 2014-2015		
Preceding	Preceding	Budget					
Year 11-12	Year 12-13	2013-14	Account	EXPENDITURES	Proposed	Approved	
				General Fund Department Totals			
1,409,561	1,341,352	1,847,300		Administration - Page 22	2,134,000	2,134,000	
615,119	708,235	1,158,525		Community Services & Public Safety - Page 27	1,048,000	1,048,000	
886,174	1,145,825	1,651,725		Economic & Community Development - Page 34	1,781,900	1,781,900	
169,588	263,509	315,545		Public Works - Page 42	495,700	495,700	
209,079	235,077	303,245		Parks - Page 47	522,600	522,600	
436,550	1,605,169	2,707,281		Transfers & Contingency - Page 52	7,154,803	7,154,803	
3,726,071	5,299,167	7,983,621		Total General Fund Requirements	13,137,003	13,137,003	



City of Happy Valley Fiscal Year 2014 - 2015 Budget

GENERAL FUND Transfers, Contingency

Manager: Barbara Muller, CPA, CGMA

Transfers:

To Street Fund: Transfer of Fee in Lieu of Construction balance to be accounted for in the Street Fund until time of construction.

To Reserve for Pension Fund: Shown for historical purposes. Pension Fund eliminated and fund balance transferred to the General Fund in the 2014-15 budget.

To Reserve for General Operations Fund: Reserve to mitigate effect of cyclical nature of development and building revenues.

To Reserve for Replacement Fund: Reserve for the purchase of items per the replacement schedules.

To Reserve for Debt Service Fund: Transfer to pay principal and interest on outstanding bond issuance.

Other:

Contingency: An amount set aside to meet unforeseen circumstances. Contingency funds may only be transferred to Personnel Services, Materials and Services, and Transfers by resolutions approved by City Council. This budget has 20% in Contingency for the General Fund.

STREET MAINTENANCE FUND



City of Happy Valley Fiscal Year 2014 - 2015 Budget

STREET MAINTENANCE FUND

Manager: Chris Randall

The Street Maintenance Fund provides maintenance, and preservation of all paved roads and streets within the City. Maintenance activities include but are not limited to pothole patching, street reconstruction, overlays, seal coating, crack sealing, street sweeping, sign replacement, fog and centerline striping, median maintenance, debris pickup and removal, and hazardous spill cleanup. Promote and pursue the use of the Pedestrian Master Plan. Update street standard construction details to address changing needs. Promote recycling and sustainability practices. Work with Engineering Department related to inspections, public rights-of-ways, street design, maintenance, and preservation, and reconstruction. Maintenance activities are coordinated with other agencies such as Clackamas County Water Environment Services (WES) and Department of Transportation and Development, and Oregon Department of Transportation.

Revenue

City's share of State Highway Trust Fund from a per-gallon tax and state vehicle registration fees, intergovernmental revenue based on agreements with neighboring jurisdictions for street sweeping and public works projects, and interest earned on the level of fund balance.

Expenditures

Reconstruction, overlays, slurry seals, and crack seals, installation and maintenance of traffic signage and striping, street sweeping, debris pickup, hazardous spill removal coordination, inclement weather services including: snow removal and sanding icy roads, maintenance and improvements to meet the street maintenance index. Staff training and continued education related to street maintenance practices.

BUDGET SUMMARY:

Historical Data			Description	Budget For Next Year 2014 - 2015		
Actual		Adopted		Proposed	Approved	Adopted
Preceding Year 11-12	Preceding Year 12-13	Budget This Year 13-14				
309,147	331,722	445,520	Personnel Services	339,900	339,900	
97,588	148,801	223,500	Material and Services	301,300	301,300	
66,113	438,705	441,435	Capital Outlay	737,497	737,497	
157,668	173,144	100,545	Transfers	192,503	192,503	
630,516	1,092,372	1,211,000	Total	1,571,200	1,571,200	
			Reserved - Future Expend	1,029,900	1,029,901	

**CITY OF HAPPY VALLEY
FY 2014-2015 BUDGET**

STREET FUND							
		Adopted			Budget for Fiscal Year 2014-2015		
Preceding	Preceding	Budget					
Year 11-12	Year 12-13	2013-14	Account No.	RESOURCES	Proposed	Approved	
			002-000-				
441,838	601,945	325,000	401000	Beginning Fund Balance	664,000	664,000	
774,660	803,621	824,000	413100	State Shared Revenues	865,200	865,200	
3,621	66,303	60,000	419100	Intergovernmental Revenue	40,000	40,000	
12,342	1,553	2,000	440000	Misc Revenue	2,000	2,000	
12,342	-	-	490000	Transfer from General Fund	1,029,900	1,029,900	
1,244,803	1,473,422	1,211,000		Total Resources	2,601,100	2,601,100	
				EXPENDITURES			
187,116	209,259	219,500	500059	Public Works	184,900	184,900	
1,078	2,080	5,000	500100	Overtime	5,000	5,000	
14,677	13,811	18,300	504700	Taxes	15,500	15,500	
65,879	74,478	139,720	504800	Insurance Benefits	99,200	99,200	
40,397	32,094	63,000	505000	Retirement Plan	35,300	35,300	
309,147	331,722	445,520		Total Personnel Services	339,900	339,900	
-	6,872	7,500	600100	Supplies	8,000	8,000	
874	1,096	5,300	600200	Professional Development	5,300	5,300	
7,461	6,623	10,700	600400	Utilities	11,000	11,000	
16,851	30,312	37,000	601500	Vehicle Operation & Maint.	40,000	40,000	
60,757	86,973	120,000	602300	Repairs and Maintenance	110,000	110,000	
11,645	15,236	16,000	602900	General Operating	17,000	17,000	
-	1,689	27,000	603950	Contract Services	110,000	110,000	
97,588	148,801	223,500		Total Materials and Services	301,300	301,300	
66,113	438,705	441,435	700211	Street Reconstruction	737,497	737,497	
66,113	438,705	441,435		Total Capital Outlay	737,497	737,497	
72,668	88,144	100,545	800101	To General Fund	92,503	92,503	
85,000	85,000	-	800126	To Reserve for Replacement Fund	100,000	100,000	
157,668	173,144	100,545		Total Transfers	192,503	192,503	
630,516	1,092,372	1,211,000		Total Requirements	1,571,200	1,571,200	
				Reserved for Future Expenditures	1,029,900	1,029,900	52



City of Happy Valley Fiscal Year 2014 - 2015 Budget

STREET MAINTENANCE FUND

Resources

Beginning Fund Balance: Funds available but not spent during the previous fiscal year.

State Shared Revenue: The City's share of the apportionment of Highway Fund revenue (includes Motor Vehicle Fuel Tax Fees, Motor Carrier Fees, DMV Registration Fees, and Road Use Assessment Fees). These funds are distributed under ORS 366.524 and 366.800.

Intergovernmental Revenue: Revenue from other municipalities or governmental agencies. Payment for street sweeping services and public works projects provided to other jurisdictions,

Misc, Admin, Donations: Includes but not limited to: unanticipated income and interest income from cash is invested in the Local Government Investment Pool and in other investments.

Expenditures

PERSONNEL:

Public Works: Maintenance Worker II (2), Maintenance Worker I (2)

Benefits: Items paid from these line items include: Unemployment claims as the City is self-insured for unemployment, any retirement incentives offered, FICA and Tri-met taxes paid by the City, medical and dental benefits paid for employees (employees pay 5% of the premium costs), life, disability, and workers' compensation insurance, payments into the PERS system for both the employer percentage and the 6% pick up employee portion.

MATERIALS AND SERVICES:

Supplies: Safety equipment worn by Public works staff to protect them from possible injury. Examples: Hardhats, safety goggles, gloves and boots.

Professional Development: Training, travel, and meals related to City business, annual membership dues, professional organization dues, certifications, subscriptions, professional and code books. Cost of travel, meals and lodging while attending training and meetings. Costs for the attendance of street construction/inspection and/or maintenance seminars and training materials. Memberships associated with street repair and maintenance and subscriptions to trade journals.



City of Happy Valley Fiscal Year 2014 - 2015 Budget

STREET MAINTENANCE FUND *Expenditures (continued)*

Utilities: Share of cost of utilities for Public Works Shop. Equipment to control vehicle speeds and routes, i.e., lights, speed humps, barricades, and school zone indicators. Also includes Street Lighting District expense.

Vehicle Operation & Maintenance: Cost share for operation of vehicles including; tractor, backhoe, street sweeper, large and mid-size dump trucks and attachments for work on public streets.

Repairs and Maintenance: Maintenance and repairs of non-vehicular equipment. Upkeep of trees, shrubs, and landscape in the public rights of way in order to maintain our Tree City USA status. Street name, warning, notification signage, and striping located within the public rights of way. Street sweeping recycling and disposal. Continued equipment repairs and improvements associated with the Public Works Operations Facility. Materials for minor or emergency street repairs such as crushed rock, cold patch, and sealers. Costs due to severe or inclement weather where snow or ice create driving hazards. Cost of debris removal caused by severe wind or rain events. Expenditures related to any emergency events that cause damage to publicly owned infrastructure. Additional equipment rental during special projects or emergency situations.

General Operating: Allocation of a portion of items associated with the general operation of the City such as office supplies, janitorial, legal, IT services, postage, etc.

Contract Services: Cost of using outside organizations or companies for the routine maintenance of streets, such as crack sealing, tree maintenance, and street sweeping. Utilization of traffic and civil engineering consulting services as required for street improvements projects.

CAPITAL OUTLAY

Street Reconstruction (Pavement Management Rehabilitation and Preventative Maintenance): Roadway improvements including roadbeds, overlays, sealcoats and other related improvements to assure the preservation of the roadway system and prevent deterioration to a worse condition category. Additional costs are associated with the replacement of streets and roads that have suffered deteriorations rates of 80% or more. All maintenance is based on the Pavement Quality Index.

TRANSFERS OUT:

To General Fund: Amount to cover the overhead costs associated with personnel used by the Street Maintenance Fund but expended in the General Fund.

To Reserve for Replacement Fund: Transfer to accumulate funds for purchases per the Reserve for Replacement list.

SYSTEMS DEVELOPMENT CHARGES FUND



City of Happy Valley Fiscal Year 2014 - 2015 Budget

SYSTEMS DEVELOPMENT CHARGES FUND

Managers: Michael D. Walter, AICP / Chris Randall

ORS 223.297 to 223.314 provides a uniform framework for the imposition of systems development charges (SDC) by governmental units and established that these charges may only be used for capital improvements. ORS223.307 sets authorized expenditure of system development charges. Stating improvement fees may be spent only on capacity increasing capital improvements, including expenditures relating to repayment of debt for such improvement. An increase in system capacity may be established if improvement increases level of performance or service provided by existing facilities or provides new facilities. ORS 223.311 requires systems development charges be deposited into accounts designated for such monies and an annual accounting of these funds is to be made.

Revenue

Storm Drainage SDCs, interest, miscellaneous revenue.

Expenditures

Storm Drainage SDCs

Used to complete Capital Storm Drain Projects as identified in the City's Storm Drain Master Plan. Projects are planned within the City's major drainage ways and focused on watershed protection/enhancement activities.

Park SDCs

June 2006 the City annexed into the North Clackamas Parks and Recreation District (NCPRD). Park SDCs collected after July 1, 2006 are transferred to NCPRD. The City retained Park SDC funds collected prior to July 1, 2006. Those funds are used on a prioritized list of capital projects approved by City Council on May 4, 2010.

BUDGET SUMMARY:

Historical Data			Description	Budget For Next Year 2014 - 2015		
Actual		Adopted Budget This Year 13-14		Proposed	Approved	Adopted
Preceding Year 11-12	Preceding Year 12-13					
260,251	480,638	943,800	Capital Outlay	764,400	814,000	
260,251	480,638	943,800	Total	764,400	814,000	-

**CITY OF HAPPY VALLEY
FY 2014-2015 BUDGET**

SDC FUND							
				Budget for Fiscal Year 2014-2015			
Preceding Year 11-12	Preceding Year 12-13	Adopted Budget 2013-14	Account No.	RESOURCES	Proposed	Approved	
			005-000-				
1,206,826	1,034,953	898,000	401000	Beginning Fund Balance	710,400	760,400	
5,752	9,858	4,000	403000	Misc Revenue	4,000	4,000	
				System Development Fees:			
-	-	-	404003	SDC - Parks	-	-	
82,626	214,139	41,800	404002	SDC - Storm Drainage	50,000	50,000	
1,295,204	1,258,950	943,800		Total Resources	764,400	814,400	-
				EXPENDITURES			
			005-440-				
				Capital Outlay			
7,491	72,888	146,800	701100	SDC Projects - Transportation	-	-	
233,290	146,494	383,000	701200	SDC Projects - Storm Drainage	640,000	640,000	
19,470	261,256	414,000	701300	SDC Projects - Parks	124,400	174,400	
260,251	480,638	943,800		Total Capital Outlay	764,400	814,400	-
260,251	480,638	943,800		Total Requirements	764,400	814,400	-



City of Happy Valley Fiscal Year 2014 - 2015 Budget

SYSTEMS DEVELOPMENT CHARGES FUND

Resources

Beginning Fund Balance: Funds available but not spent during the previous fiscal year.

Misc Revenue: Interest earned on cash invested in the Local Government Investment Pool and other investments.

System Development Fees (SDC)

SDC – Storm Drainage: System development charges collected on building permits or on subdivisions to fund the City's capital improvement plan for storm drainage.

Expenditures

CAPITAL OUTLAY:

Planned projects for Storm Drainage

Typical projects include the removal of existing roadside drainage ways with the installation of underground drainage systems including inlets and manhole structures.

- Storm Drain Master Plan update
- Storm Drain system construction in undeveloped storm drain system areas
- Partnerships with outside agencies associated with capital storm drain projects within Clackamas County Service District #1

Planned projects for Parks

Projects will be in Happy Valley Park

- Capital projects as prioritized by the Parks Advisory Committee and City Council

PARK FUND



City of Happy Valley Fiscal Year 2014 - 2015 Budget

PARK FUND

Manager: Chris Randall

STATEMENT OF PURPOSE:

- The Park Fund accounts for capital improvements, SDC methodology, CIP creation, and master planning of the park system for the City.
- Intergovernmental is revenue due to the City from North Clackamas Parks and Recreation District based on negotiations.
- Misc revenue is interest earned on the level of fund balance.
- Expenditures are directly related to creation of the master plan, SDC methodology, and park improvements approved as part of the Capital Improvement Plan.

BUDGET SUMMARY:

Historical Data			Description	Budget For Next Year 2014 - 2015		
Actual		Adopted Budget This Year 13-14		Proposed	Approved	Adopted
Preceding Year 11-12	Preceding Year 12-13					
			Material and Services	500,000	500,000	
			Capital Outlay	5,500,000	5,500,000	
			Total	6,000,000	6,000,000	-

**CITY OF HAPPY VALLEY
FY 2014-2015 BUDGET**

PARK FUND							
Preceding Year 11-12	Preceding Year 12-13	Adopted Budget 2013-14	Account No.		Budget for Fiscal Year 2014-2015		
				RESOURCES	Proposed	Approved	Adopted
-	-	-	022-000-401000	Beginning Fund Balance	-	-	
-	-	-	402100	Intergovernmental	6,000,000	6,000,000	
-	-	-	440000	Misc Revenue	25,000	25,000	
-	-	-		Total Resources	6,025,000	6,025,000	
				EXPENDITURES			
				Materials and Services			
-	-	-	603950	Contract Services	500,000	500,000	
-	-	-		Total Materials and Services	500,000	500,000	
				Capital Outlay			
-	-	-	700900	Park Projects	5,525,000	5,525,000	
-	-	-		Total Capital Outlay	5,525,000	5,525,000	
-	-	-		Total Requirements	6,025,000	6,025,000	



City of Happy Valley Fiscal Year 2014 - 2015 Budget

PARK FUND

Resources

Beginning Fund Balance: Funds available but not spent during the previous fiscal year.

Intergovernmental Revenue: Revenue from other municipalities or governmental agencies.

Misc Revenue: Includes but not limited to: unanticipated income and interest income from cash is invested in the Local Government Investment Pool and in other investments.

Expenditures

MATERIALS AND SERVICES

Contract Services: Consulting services for master planning process, creation of SDC methodology, Capital Improvement Plan

CAPITAL OUTLAY

Park Projects: Construction of projects on the approved Capital Improvement Plan

PEDESTRIAN IMPROVEMENT PROJECTS FUND



City of Happy Valley Fiscal Year 2014 - 2015 Budget

PEDESTRIAN IMPROVEMENT PROJECTS FUND

Managers: Michael D. Walter, AICP / Chris Randall

Purpose of this fund is to account for pedestrian pathways and other improvements based on the City's adopted Pedestrian Master Plan. High priority projects constructed as funds become available. Smaller projects to connect existing pedestrian networks approved by Council annually.

Revenue

Collections from other entities, transfers from the General Fun, and beginning in 2004-05 includes the 1.5% privilege tax collected by Portland General Electric reserved for construction of bicycle and pedestrian pathways.

Expenditures

Project engineering and costs for construction of planned pedestrian projects. Amounts used for matching when grants are awarded to the City.

BUDGET SUMMARY:

Historical Data			Description	Budget For Next Year 2014 - 2015		
Actual		Adopted Budget		Proposed	Approved	Adopted
Preceding Year 11-12	Preceding Year 12-13	This Year 13-14				
	-	10,000	Material and Services	10,000	10,000	
208,345	31,584	585,605	Capital Outlay	723,150	723,150	
13,630	41,728	64,395	Transfers	59,850	59,850	
221,975	73,312	660,000	Total	793,000	793,000	-

**CITY OF HAPPY VALLEY
FY 2014-2015 BUDGET**

PEDESTRIAN IMPROVEMENT PROJECTS FUND							
				Budget for Fiscal Year 2014-2015			
Preceding Year 11-12	Preceding Year 12-13	Adopted Budget 2013-14	Account No.	RESOURCES	Proposed	Approved	
			021-000-				
697,037	585,577	550,000	401000	Beginning Fund Balance	683,000	683,000	
3,076	6,316	2,000	403000	Misc Revenue	2,000	2,000	
107,439	110,037	108,000	410000	Privilege Tax	108,000	108,000	
807,552	701,930	660,000		Total Resources	793,000	793,000	-
				EXPENDITURES			
			021-008-				
				Materials & Services			
-	-	10,000	700227	Contract Engineering	10,000	10,000	-
-	-	10,000		Total Materials & Services	10,000	10,000	-
				Capital Outlay			
8,345	31,584	585,605	700227	Bicycle & Ped Pathways	687,755	687,755	
200,000	-	-	700228	Grant match	35,395	35,395	
208,345	31,584	585,605		Total Capital Outlay	723,150	723,150	-
				Transfers			
13,630	41,728	64,395	800101	To General Fund	59,850	59,850	
13,630	41,728	64,395		Total Transfers	59,850	59,850	-
221,975	73,312	660,000		Total Requirements	793,000	793,000	-



City of Happy Valley Fiscal Year 2014 - 2015 Budget

PEDESTRIAN IMPROVEMENT PROJECTS FUND

Resources

Beginning Fund Balance: Funds available but not spent during the previous fiscal year.

Misc Revenue: Interest earned on cash invested in the Local Government Investment Pool and other investments.

Privilege Tax: 1.5% Privilege Tax collected for the construction of pedestrian rights of way.

Expenditures

MATERIALS AND SERVICES:

Contract Engineering: Transportation engineering and planning.

CAPITAL OUTLAY:

Bicycle and Pedestrian Pathways: Construction of bicycle and pedestrian pathways. The Traffic and Public Safety Committee reviews and prioritizes a list of projects up to \$50,000 per budget cycle to the Public Works Director and City Manager for consideration.

Grant Match: Matching funds paid to comply with grant award. Included are the 122nd/129th RFFA grant design engineering phase.

TRANSFERS:

Transfer to General Fund: Transfer to cover overhead costs associated with personnel used by the Pedestrian Improvement Projects Fund but expended in the General Fund.

PUBLIC SAFETY FUND



City of Happy Valley Fiscal Year 2014 - 2015 Budget

PUBLIC SAFETY FUND

Manager: Steve Campbell

Provide public safety services to citizens at the level promised when the Local Option Levy was passed by the voters of the City. Account for tax dollars collected for contract law enforcement services which includes around the clock services by sworn and non-sworn officers dedicated to the City, two full time sergeants act as a field supervisor, a dedicated traffic officer, dedicated detective, Happy Valley identification on police cars, as well as local control, supervision and administration of the services provided. Services are provided through an intergovernmental agreement with the Clackamas County Sheriff Office

Revenue

Local Option Levy property tax collections, amount from contract reconciliation with Clackamas County Sheriff Office, and interest allocated based on fund balance.

Expenditures

Public safety related services, contracted police services, equipment, training, facilities costs, and transfer to cover costs of administration.

BUDGET SUMMARY:

Historical Data			Description	Budget For Next Year 2014 - 2015		
Actual		Adopted Budget This Year 13-14		Proposed	Approved	Adopted
Preceding Year 11-12	Preceding Year 12-13					
14,043	-	-	Personnel Services	-	-	
2,223,449	2,367,002	2,518,697	Material and Services	2,665,050	2,665,050	
276,235	216,398	253,276	Transfers	281,685	281,685	
-	11,100	549,027	Contingency	427,265	427,265	
2,513,727	2,594,500	3,321,000	Total	3,374,000	3,374,000	-

**CITY OF HAPPY VALLEY
FY 2014-2015 BUDGET**

PUBLIC SAFETY FUND							
Preceding	Preceding	Adopted			Budget for Fiscal Year 2014-2015		
Year 11-12	Year 12-13	Budget	Account No.	RESOURCES	Proposed	Approved	
			022-000-				
1,411,051	1,141,090	885,000	401000	Beginning Fund Balance	760,000	760,000	
2,203,977	2,303,116	2,411,000	402100	Property Taxes	2,574,000	2,574,000	
39,789	65,623	25,000	440000	Misc Revenue	40,000	40,000	
3,654,817	3,509,829	3,321,000		Total Resources	3,374,000	3,374,000	
				EXPENDITURES			
				Personnel Services			
14,043	-	-		Wages and Benefits	-	-	
14,043	-	-		Total Personnel Services	-	-	
				Materials and Services			
4,923	5,608	10,000	600100	PS Supplies	7,000	7,000	
7,806	4,439	10,000	600200	Professional Development	10,000	10,000	
13,717	14,989	14,000	600400	Utilities	16,000	16,000	
3,451	1,451	8,000	601500	Vehicle Operation & Maint.	4,000	4,000	
4,654	28,062	15,000	602300	Repairs & Maintenance	21,000	21,000	
10,202	15,003	17,000	602750	Public Outreach	25,000	25,000	
2,175	1,600	5,000	603100	Legal	5,000	5,000	
12,260	20,984	30,000	603950	Contract Services	30,000	30,000	
2,164,261	2,274,866	2,409,697	604900	Police Contract - IGA	2,547,050	2,547,050	
2,223,449	2,367,002	2,518,697		Total Materials and Services	2,665,050	2,665,050	
				Transfers			
251,235	216,398	241,581	800101	To General Fund	231,685	231,685	
25,000	11,100	11,695	800126	To Reserve for Replacement	50,000	50,000	
276,235	227,498	253,276		Total Transfers	281,685	281,685	
-	-	549,027	880000	Contingency	427,265	427,265	
2,513,727	2,594,500	3,321,000		Total Requirements	3,374,000	3,374,000	



City of Happy Valley Fiscal Year 2014 - 2015 Budget

PUBLIC SAFETY FUND

Resources

Beginning Fund Balance: Funds available but not spent during the previous fiscal year.

Property Taxes: The voters passed a local option tax levy allowing the City to levy \$1.38 per thousand of assessed valuation for a period of four years to fund full time police protection within the City limits. Includes taxes levied in prior years but collected in the current year.

Misc Revenue: Includes but not limited to: unanticipated income, interest income from cash invested in the Local Government Investment Pool and other investments and the result of the reconciliation process between the City and Clackamas County regarding the actual services provided compared to the services outlined in the contract. The reconciliation process happens annually in September.

Expenditures

MATERIALS AND SERVICES:

PS Supplies: Office supplies needed for the various functions included in this department as well as non-capital type equipment.

Professional Development: Training, travel, and meals related to City business, annual membership dues to professional organization, certifications, subscriptions, and books for staff. Training in code enforcement, emergency services, animal control, and any of the various public safety services provided by the department.

Utilities: Costs for utilities at facility provided for Sheriff Personnel.

Vehicle Operation & Maintenance: Costs related to vehicle operation and maintenance of vehicles used for public safety.

Repairs & Maintenance: Costs associated with the upkeep of the facility used by Sheriff Personnel. Costs for unexpected and unanticipated events which are beyond the scope of the current contract.

Public Outreach: Costs for Community Services officers, uniforms badges, nametags, and other required clothing and portion of newsletter.

Legal: Costs associated with municipal court prosecutor and any other legal costs.

Contract Services: Costs for contract services providing public safety in the City not covered in the inter-governmental agreement (IGA) with Clackamas County. Maintenance costs for e-ticketing software.

Police Contract - IGA: Contract with Clackamas County Sheriff for full time police protection.



City of Happy Valley Fiscal Year 2014 - 2015 Budget

PUBLIC SAFETY FUND

Expenditures

TRANSFERS:

To General Fund: Transfer to cover overhead costs associated with personnel used by the Public Safety Fund.

To Reserve for Replacement Fund: Transfer to accumulate funds for purchases per the Reserve for Replacement list.

OTHER:

Contingency: Amount set aside to meet unforeseen circumstances. Contingency funds may only be transferred to Personnel Services, Materials and Services, and Transfers by resolutions approved by City Council. This budget has 14% in Contingency for the Public Safety Fund.

RESERVE FOR PENSION FUND



**City of Happy Valley
Fiscal Year 2014 - 2015 Budget**

RESERVE FOR PENSION FUND

Manager: Barbara Muller

This reserve fund was created to set aside funds to offset the volatility of the Public Employees Retirement System (PERS) employer rates charged to the City. It has been decided that PERS rate volatility is covered by the General Operation Fund purpose so this fund will be eliminated with this budget. The unexpended balance in the fund will be transferred to the General Fund

BUDGET SUMMARY:

Historical Data			Description	Budget For Next Year 2014 - 2015		
Actual		Adopted Budget This Year 13-14		Proposed	Approved	Adopted
Preceding Year 11-12	Preceding Year 12-13					
			Transfers	240,000	240,000	
60,000	120,000	180,000	Reserved for Future Expenditures	-	-	
60,000	120,000	180,000	Total	240,000	240,000	-

**CITY OF HAPPY VALLEY
FY 2014-2015 BUDGET**

RESERVE FOR PENSION FUND						Reviewed:	04/28/2014
		Adopted			Budget for Fiscal Year 2014-2015		
Preceding	Preceding	Budget					
Year 11-12	Year 12-13	2013-14	Account No.	RESOURCES	Proposed	Approved	Adopted
			023-000-				
60,000	120,000	180,000	401000	Beginning Fund Balance	240,000	240,000	
60,000	60,000	60,000	490030	Transfer from General Fund	-	-	
120,000	180,000	240,000		Total Resources	240,000	240,000	-
				EXPENDITURES			
			023-002-				
				Transfers			
				To General Fund	240,000	240,000	-
				Total Transfers	240,000	240,000	-
-	-	240,000		Reserved for Future Expenditures	-	-	
-	-			Total Requirements	240,000	240,000	-



**City of Happy Valley
Fiscal Year 2014 - 2015 Budget**

RESERVE FOR PENSION FUND

Resources

Beginning Fund Balance: Funds available but not spent during the previous fiscal year.

Transfer from General Fund: Transfer from the General Fund.

Expenditures

TRANSFERS:

To General Fund: Transfer balance back to fund of origin.

OTHER:

Reserved for Future Expenditures: Amount set aside to meet unforeseen circumstances.



**City of Happy Valley
Fiscal Year 2014 - 2015 Budget**

RESERVE FOR GENERAL OPERATIONS FUND



**City of Happy Valley
Fiscal Year 2014 - 2015 Budget**

RESERVE FOR GENERAL OPERATIONS FUND

Manager: Barbara Muller

This reserve fund will hold amounts to be accumulated and expended to offset the cyclical nature of general operation resources. The most recent economic downturn highlighted the cyclical nature of revenues in the General Fund and the impact that has on the ability to ensure service delivery in the event of an economic downturn. The amount to be accumulated in this fund along with the conditions for expenditures are set forth in Policy 13-04 - Budget Reserves & Contingency.

Revenue

Transfer from the General Fund for future general operations expenditures.

Expenditures

Will be used to offset the effects of the cyclical nature of revenue generation in the General Fund in future years.

The fund will be reviewed to determine whether it will be continued or abolished each year. When it is determined it is no longer necessary to maintain this reserve fund any unexpended balance in the fund will be transferred to another fund. Any unexpended balance is not required to be held for subsequent expenditure for the purposes for which this fund was established.

BUDGET SUMMARY:

Historical Data			Description	Budget For Next Year 2014 - 2015		
Actual		Adopted Budget This Year 13-14		Proposed	Approved	Adopted
Preceding Year 11-12	Preceding Year 12-13					
-	1,000,000	1,200,000	Reserved for Future Expenditures	2,000,000	2,000,000	
-	1,000,000	1,200,000	Total	2,000,000	2,000,000	-

**CITY OF HAPPY VALLEY
FY 2014-2015 BUDGET**

RESERVE FOR GENERAL OPERATIONS FUND						Reviewed:	04/28/2014
		Adopted			Budget for Fiscal Year 2014-2015		
Preceding	Preceding	Budget					
Year 11-12	Year 12-13	2013-14	Account No.	RESOURCES	Proposed	Approved	Adopted
			024-000-				
		1,000,000		Beginning Fund Balance	1,200,000	1,200,000	
-	1,000,000	200,000	490024	Transfer from General Fund	800,000	800,000	
-	1,000,000	1,200,000		Total Resources	2,000,000	2,000,000	-
				EXPENDITURES			
			024-002-				
-	1,000,000	1,200,000		Reserved for Future Expenditures	2,000,000	2,000,000	
-	1,000,000	1,200,000		Total Reserved for Future Expenditures	2,000,000	2,000,000	-



**City of Happy Valley
Fiscal Year 2014 - 2015 Budget**

RESERVE FOR GENERAL OPERATIONS FUND

Resources

Transfer from General Fund: Transfer from the General Fund.

Expenditures

OTHER:

Reserved for Future Expenditures: Amount set aside to meet unforeseen circumstances. Will be appropriated based on policy thresholds.



**City of Happy Valley
Fiscal Year 2014 - 2015 Budget**

RESERVE FOR REPLACEMENT FUND



City of Happy Valley Fiscal Year 2014 - 2015 Budget

RESERVE FOR REPLACEMENT FUND

Manager: Barbara Muller

Created to provide a long term approach to funding the purchase and replacement of equipment and major facility maintenance expenditures. A schedule was established to calculate the amount required annually based on the expected useful life of equipment and facilities. The schedule is reviewed and updated annually based on an assessment of the condition of items along with any additions or deletions of equipment or facilities.

The fund will be reviewed to determine whether it will be continued or abolished each year. When it is determined it is no longer necessary to maintain this reserve fund any unexpended balance in the fund will be transferred to another fund. Any unexpended balance is not required to be held for subsequent expenditure for the purposes for which this fund was established.

Revenue

Transfers from the General Fund, Street Maintenance Fund, and Public Safety Fund.

Expenditures

Repair and replacement of Items listed on the replacement schedules. The schedules are reviewed periodically throughout the year and annually for the budget process. The assumptions used to create the schedules are reviewed for validity and changed if required.

BUDGET SUMMARY:

Historical Data			Description	Budget For Next Year 2014 - 2015		
Actual		Adopted		Proposed	Approved	Adopted
Preceding Year 11-12	Preceding Year 12-13	Budget This Year 13-14				
25,578	98,825	462,473	Materials and Services	1,094,000	1,094,000	
33,006	206,345	761,295	Capital Outlay	1,650,000	1,650,000	
-	-	-	Contingency	-	-	
58,584	305,170	1,223,768	Total	2,744,000	2,744,000	-

**CITY OF HAPPY VALLEY
FY 2014-2015 BUDGET**

RESERVE FOR REPLACEMENT FUND						Reviewed:	04/28/2014
Preceding Year 11-12	Preceding Year 12-13	Adopted Budget 2013-14	Account No.	RESOURCES	Budget for Fiscal Year 2014-2015		
					Proposed	Approved	
			026-000-				
648,291	716,210	716,210		Beginning Fund Balance	924,000	924,000	
			411100	PEG revenue	120,000	120,000	
110,000	267,900	507,558	490030	Transfers In	1,700,000	1,700,000	
758,291	984,110	1,223,768		Total Resources	2,744,000	2,744,000	-
				EXPENDITURES			
			026-				
				Materials and Services			
16,523	70,717	275,000	00x-600190	Equipment - under \$5,000	129,000	129,000	
9,055	26,778	172,473	00x-602300	Repairs and Maintenance	950,000	950,000	
-	1,330	15,000	002-600202	Education Benefits	15,000	15,000	
25,578	98,825	462,473		Total Materials and Services	1,094,000	1,094,000	-
				Capital Outlay			
-	91,884	261,295	00x-700200	Vehicles	320,000	320,000	
16,503	114,461	500,000	00x-700300	Equipment - over \$5,000	900,000	900,000	
-	-	-	004-700400	Park Improvements	400,000	400,000	
-	-	-	004-700500	Facility Improvements	30,000	30,000	
16,503	206,345	761,295		Total Capital Outlay	1,650,000	1,650,000	-
42,081	305,170	1,223,768		Total Requirements	2,744,000	2,744,000	-



City of Happy Valley Fiscal Year 2014 - 2015 Budget

RESERVE FOR REPLACEMENT FUND

Resources

Beginning Fund Balance: Funds available but not spent during the previous year.

Transfers In: Amounts from the General Fund, Street Maintenance Fund, and Public Safety Funds per replacement schedules.

Expenditures

MATERIALS AND SERVICES:

Equipment – under \$5,000: Equipment to be replaced in the current budget year per replacement schedules.

Repairs and Maintenance: Repairs and maintenance items estimated to need funding in the current budget year.

Education Benefits: Benefits provided to staff for education.

CAPITAL OUTLAY:

Vehicles: Vehicles scheduled to be replaced in the current budget per replacement schedules.

Equipment – over \$5,000: Equipment scheduled to be replaced in the current budget per replacement schedules.

Facility Improvements: Facility improvements scheduled for the current budget year per replacement schedules.



**City of Happy Valley
Fiscal Year 2014 - 2015 Budget**

RESERVE FOR DEBT SERVICE FUND



**City of Happy Valley
Fiscal Year 2014 - 2015 Budget**

RESERVE FOR DEBT SERVICE FUND

Manager: Barbara Muller

Created to pay debt service payments for City of Happy Valley, Oregon Full Faith and Credit Obligations Series 2007 issued August 15, 2007. The fund will be reviewed to determine whether it will be continued or abolished each year. When it is determined it is no longer necessary to maintain this reserve fund any unexpended balance in the fund will be transferred to another fund. Any unexpended balance is not required to be held for subsequent expenditure for the purposes for which this fund was established.

Revenue

Transfer from the General Fund.

Expenditures

Principal and interest payments for City of Happy Valley, Oregon full Faith and Credit Obligations Series 2007 issued August 15, 2007. Amount in Reserved for Future Expenditures will pay off as many of the bonds as possible when they can be called in 2017 and/or be available for future debt service payments.

BUDGET SUMMARY:

Historical Data			Description	Budget For Next Year 2014 - 2015		
Actual		Adopted Budget This Year 13-14		Proposed	Approved	Adopted
Preceding Year 11-12	Preceding Year 12-13					
376,550	373,369	380,000	Debt Service	380,000	380,000	
-	-	371,000	Reserved for Future Expenditures	1,986,130	1,986,130	
376,550	373,369	751,000	Total	2,366,130	2,366,130	-

**CITY OF HAPPY VALLEY
FY 2014-2015 BUDGET**

RESERVE FOR DEBT SERVICE FUND						Reviewed:	04/28/2014
		Adopted			Budget for Fiscal Year 2014-2015		
Preceding	Preceding	Budget					
Year 11-12	Year 12-13	2013-14	Account No.	RESOURCES	Proposed	Approved	Adopted
			027-000-				
				Beginning Fund Balance	376,130	376,130	
376,550	373,369	751,000	490030	Transfer from General Fund	1,990,000	1,990,000	
376,550	373,369	751,000		Total Resources	2,366,130	2,366,130	-
				EXPENDITURES			
			027-002-				
				Debt Service			
190,000	195,000	210000	650010	Principal Payment	215,000	215,000	
186,550	178,369	170000	650020	Interest Payment	165,000	165,000	
376,550	373,369	380,000		Total Debt Service	380,000	380,000	-
376,550	373,369	380,000		Total Requirements	380,000	380,000	-
-	-	371,000		Reserved for Future Expenditures	1,986,130	1,986,130	-



**City of Happy Valley
Fiscal Year 2014 - 2015 Budget**

RESERVE FOR DEBT SERVICE FUND

Resources

Transfer from General Fund: General Fund amount for Debt Service principal and interest payment.

Expenditures

DEBT SERVICE

Principal Payment: Principal payment due on repayment of debt per schedule.

Interest Payment: Interest payment due on repayment of debt per schedule.

OTHER:

Reserved for Future Expenditures: Amount set aside to meet unforeseen circumstances. Will be appropriated based on policy thresholds.

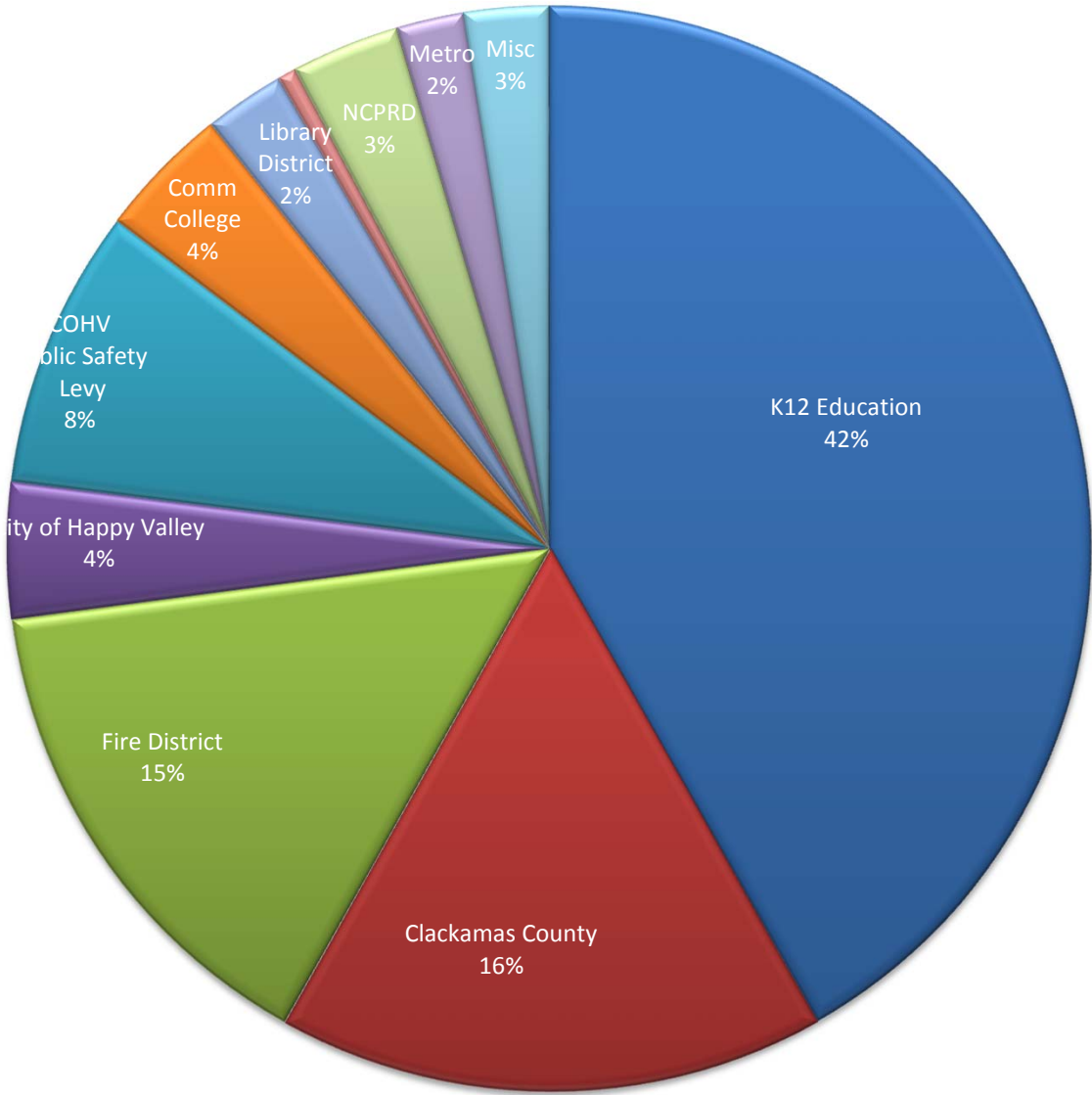
STATISTICAL SECTION

Clackamas County Property Tax Bill

Where does your money go?

\$304,883 Real Market Value Home		
\$302,739 Assessed Value Home		
District	Dollar	%
K12 Education	\$ 2,154	41.46%
Clackamas County	842	16.21%
Fire District	762	14.66%
City of Happy Valley	209	4.03%
COHV Public Safety Levy	430	8.28%
Comm College	204	3.92%
Library District	124	2.38%
Urban Renewal	28	0.54%
N CPRD	166	3.20%
Metro	145	2.00%
Misc	131	2.52%
Total	\$ 5,195	100.00%

Misc includes:
Port of Portland
SRV Lighting
Vector Control
Trimet Bond
Extension & 4H





City of Happy Valley
 Fiscal Year 2014 - 2015 Budget
REVENUE BY TYPE
 10 Year History
 All Funds

Fiscal Year Ending June 30,	Property Taxes	Inter-Governmental	Franchise Fees	Building, Construction & Development	Local Revenue and Interest	Gas Tax	Other Street Fund Revenue	SDC Fees	Other SDC Fund Revenue	Total
2004	1,197,847	105,093	367,827	1,894,717	1,174,918	267,775	7,305	482,465	18,666	5,516,613
2005	1,394,371	111,440	359,109	2,386,585	461,473	312,783	12,665	1,095,635	40,091	6,174,152
2006	1,716,791	165,905	460,440	3,530,588	965,602	367,268	25,113	2,058,166	119,746	9,409,619
2007	2,176,495	379,287	581,808	2,302,382	988,049	389,193	46,059	80,183	214,450	7,157,906
2008	2,595,325	555,905	657,528	1,412,512	1,127,617	428,381	32,085	44,250	74,668	6,928,271
2009	2,961,417	558,862	736,898	1,023,990	897,042	422,485	8,276	123,046	27,252	6,759,268
2010	3,173,950	536,583	824,763	521,528	849,573	475,910	4,759	48,581	21,377	6,457,024
2011	3,279,877	573,855	749,143	678,060	943,125	602,531	5,591	29,579	3,163	6,864,924
2012	3,344,880	653,180	814,837	1,309,062	973,655	774,660	15,963	82,626	5,752	7,974,615
2013	3,434,415	790,718	768,953	1,710,913	1,092,762	803,621	67,856	214,139	9,858	8,893,235

Property Taxes: Based on the value of property in the city limits. The permanent tax rate is \$0.671 per thousand dollars of assessed valuation. Also includes local option levy of \$1.38 per thousand dollars of assessed valuation for police protection provided by Clackamas County.

Intergovernmental: Revenue from other municipalities or governmental agencies.

Franchise Fees: Based on utility sales revenue.

Building, Construction, and Development: Fees based on cost of service.

Local Revenue and Interest: Includes park reservation fees, alarm permits, business licenses, and one time fees not categorized otherwise in the budget. 2003 and 2004 also includes revenue flow through from Clackamas County for Road Improvements.

Gas Tax: Based on population.

Other Street Fund Revenue: Generally interest, larger amounts are revenue from cooperative projects.

SDC: Systems Development Charges fees charged to fund the City's capital improvement plans for storm water.

Other SDC Revenue: Generally interest on SDC funds.

Source: City of Happy Valley Annual Financial Reports for the Years Ended June 30, 2004 - 2013



City of Happy Valley
Fiscal Year 2014 - 2015 Budget
SUMMARY OF TAXES ASSESSED
By Tax Code

Total Assessed Value 1,875,184,939
Average Education 5.73
Average Gen Gov 8.48
Average Taxes 16.61

Tax Code	012-149	012-158	012-188	012-194	012-195	012-196	012-235
Assessed Valuation	\$ 1,592,847,584	\$ 133,174,282	\$ 47,832,939	\$ 51,472,228	\$ 5,510,385	\$ 8,928,166	\$ 9,362,887
M-50 Consolidated Tax Rate	16.9288	16.9288	16.9288	16.9288	16.9288	17.0157	16.9288
Clackamas Community College	0.5560	0.5560	0.5560	0.5560	0.5560	0.5560	0.5560
ESD Clackamas	0.3676	0.3676	0.3676	0.3676	0.3676	0.3676	0.3676
N Clackamas SD #12	4.8189	4.8189	4.8189	4.8189	4.8189	4.8189	4.8189
Total Education	5.7425	5.7425	5.7425	5.7425	5.7425	5.7425	5.7425
City of Happy Valley Permanent Rate	0.6710	0.6710	0.6710	0.6710	0.6710	0.6710	0.6710
City of Happy Valley Public Safety	1.3800	1.3800	1.3800	1.3800	1.3800	1.3800	1.3800
Clackamas County	2.4037	2.4037	2.4037	2.4037	2.4037	2.4037	2.4037
County Extension & 4H	0.0499	0.0499	0.0499	0.0499	0.0499	0.0499	0.0499
County Library	0.3963	0.3963	0.3963	0.3963	0.3963	0.3963	0.3963
County Public Safety Loc Opt 2006	0.2480	0.2480	0.2480	0.2480	0.2480	0.2480	0.2480
County Soil Cons	0.0489	0.0489	0.0489	0.0489	0.0489	0.0489	0.0489
FD #1	2.3838	2.3838	2.3838	2.3838	2.3838	2.3838	2.3838
N Clackamas Parks	0.5326	0.5326	0.5326	0.5326	0.5326	0.5326	0.5326
Port of Portland	0.0699	0.0699	0.0699	0.0699	0.0699	0.0699	0.0699
Service District 2 Metro	0.0963	0.0963	0.0963	0.0963	0.0963	0.0963	0.0963
Service District 2 Metro Loc Opt 2013	0.0960	0.0960	0.0960	0.0960	0.0960	0.0960	0.0960
Urban Renewal	0.0897	0.0897	0.0897	0.0897	0.0897	0.0897	0.0897
Vector Control	0.0065	0.0065	0.0065	0.0065	0.0065	0.0065	0.0065
Vector Control LOC OPT 2005	0.0250	0.0250	0.0250	0.0250	0.0250	0.0250	0.0250
Total General Government	8.4976	8.4976	8.4976	8.4976	8.4976	8.4976	8.4976
Community College Bond CCC	0.1494	0.1494	0.1494	0.1494	0.1494	0.1494	0.1494
FD #1 Bond	0.0586	0.0586	0.0586	0.0586	0.0586	0.0586	0.0586
N Clackamas SD #12 Bond	0.8120	0.8120	0.8120	0.8120	0.8120	0.8120	0.8120
N Clackamas SD #12 Bond 2006	1.3945	1.3945	1.3945	1.3945	1.3945	1.3945	1.3945
Service #2 Metro Bond	0.0931	0.0931	0.0931	0.0931	0.0931	0.0931	0.0931
Service #2 Metro Bond 2006	0.1811	0.1811	0.1811	0.1811	0.1811	0.1811	0.1811
Tri Met Bond	-	-	-	-	-	-	-
Total Excluded From Limitations	2.6887	2.6887	2.6887	2.6887	2.6887	2.7756	2.6887
Total Rate	16.9288	16.9288	16.9288	16.9288	16.9288	17.0157	16.9288

Source: Clackamas County Statement of Taxes Levied in Clackamas County, Oregon for Year Ending June 30, 2012 Summary of Assessment and Tax Roll 2011-2012



City of Happy Valley
Fiscal Year 2014 - 2015 Budget
SUMMARY OF TAXES ASSESSED
By Tax Code

Total Assessed Value 1,875,184,939
Average Education 5.73
Average Gen Gov 8.48
Average Taxes 16.61

Tax Code	012-236	012-237	012-243	012-250	012-255	302-015	302-016
Assessed Valuation	\$ 711,656	\$ 1,191,673	\$ 5,486,447	\$ 385,663	\$ 1,723	\$ 2,264,513	\$ -
M-50 Consilidated Tax Rate	16.9288	16.9288	16.9288	16.9288	16.9288	15.6447	15.6447
Clackamas Community College	0.5560	0.5560	0.5560	0.5560	0.5560	-	-
Mt. Hood Community College	0.3676	0.3676	0.3676	0.3676	0.3676	0.4917	0.4917
ESD Clackamas	4.8189	4.8189	4.8189	4.8189	4.8189	-	-
N Clackamas SD #12	-	-	-	-	-	-	-
ESD Multnomah Co	-	-	-	-	-	0.4576	0.4576
Centennial SD #302	-	-	-	-	-	4.7448	4.7448
Total Education	5.7425	5.7425	5.7425	5.7425	5.7425	5.6941	5.6941
City of Happy Valley Permanent Rate	0.6710	0.6710	0.6710	0.6710	0.6710	0.6710	0.6710
City of Happy Valley Public Safety	1.3800	1.3800	1.3800	1.3800	1.3800	1.3800	1.3800
Clackamas County	2.4037	2.4037	2.4037	2.4037	2.4037	2.4037	2.4037
County Extension & 4H	0.0499	0.0499	0.0499	0.0499	0.0499	0.0499	0.0499
County Library	0.3963	0.3963	0.3963	0.3963	0.3963	0.3963	0.3963
County Pubc Safety Loc Opt 2006	0.2480	0.2480	0.2480	0.2480	0.2480	0.2480	0.2480
County Soil Cons	0.0489	0.0489	0.0489	0.0489	0.0489	0.0489	0.0489
FD #1	2.3838	2.3838	2.3838	2.3838	2.3838	2.3838	2.3838
N Clackamas Parks	0.5326	0.5326	0.5326	0.5326	0.5326	0.5326	0.5326
Port of Portland	0.0699	0.0699	0.0699	0.0699	0.0699	0.0699	0.0699
Service District 2 Metro	0.0963	0.0963	0.0963	0.0963	0.0963	0.0963	0.0963
Service District 2 Metro Loc Opt 2013	0.0960	0.0960	0.0960	0.0960	0.0960	0.0960	0.0960
Urban Renewal	0.0897	0.0897	0.0897	0.0897	0.0897	0.0260	0.0260
Vector Control	0.0065	0.0065	0.0065	0.0065	0.0065	0.0065	0.0065
Vector Control LOC OPT 2005	0.0250	0.0250	0.0250	0.0250	0.0250	0.0250	0.0250
Total General Government	8.4976	8.4976	8.4976	8.4976	8.4976	8.4339	8.4339
Community College Bond CCC	0.1494	0.1494	0.1494	0.1494	0.1494	-	-
FD #1 Bond	0.0586	0.0586	0.0586	0.0586	0.0586	0.0586	0.0586
N Clackamas SD #12 Bond	0.8120	0.8120	0.8120	0.8120	0.8120	-	-
N Clackamas SD #12 Bond 2006	1.3945	1.3945	1.3945	1.3945	1.3945	-	-
Centennial SD #302 Bond	-	-	-	-	-	1.1839	1.1839
Service #2 Metro Bond	0.0931	0.0931	0.0931	0.0931	0.0931	0.0931	0.0931
Service #2 Metro Bond 2006	0.1811	0.1811	0.1811	0.1811	0.1811	0.1811	0.1811
Tri Met Bond	-	-	-	-	-	-	-
Total Excluded From Limitations	2.6887	2.6887	2.6887	2.6887	2.6887	1.5167	1.5167
Total Rate	16.9288	16.9288	16.9288	16.9288	16.9288	15.6447	15.6447

Source: Clackamas County Statement of Taxes Levied in Clackamas County, Oregon for Year Ending June 30, 2012 Summary of Assessment and Tax Roll 2011-2012



City of Happy Valley
Fiscal Year 2014 - 2015 Budget
SUMMARY OF TAXES ASSESSED
By Tax Code

Total Assessed Value 1,875,184,939
 Average Education 5.73
 Average Gen Gov 8.48
 Average Taxes 16.61

Tax Code	302-020	302-021						
Assessed Valuation	\$ 2,679,135	\$ 13,335,658						
M-50 Consilidated Tax Rate	15.6447	15.6447						
Clackamas Community College	-	-						
Mt. Hood Community College	0.4917	0.4917						
ESD Clackamas	-	-						
ESD Multnomah Co	0.4576	0.4576						
Centennial SD #302	4.7448	4.7448						
Total Education	5.6941	5.6941	-	-	-	-	-	-
City of Happy Valley Permanent Rate	0.6710	0.6710						
City of Happy Valley Public Safety	1.3800	1.3800						
Clackamas County	2.4037	2.4037						
County Extension & 4H	0.0499	0.0499						
County Library	0.3963	0.3963						
County Public Safety Loc Opt 2006	0.2480	0.2480						
County Soil Cons	0.0489	0.0489						
FD #1	2.3838	2.3838						
N Clackamas Parks	0.5326	0.5326						
Port of Portland	0.0699	0.0699						
Service District 2 Metro - Zoo	0.0963	0.0963						
Urban Renewal County SP	0.0960	0.0960						
Urban Renewal	0.0260	0.0260						
Vector Control	0.0065	0.0065						
Vector Control LOC OPT 2005	0.0250	0.0250						
Total General Government	8.4339	8.4339	-	-	-	-	-	-
Community College Bond CCC	-	-						
FD #1 Bond	0.0586	0.0586						
N Clackamas SD #12 Bond	-	-						
N Clackamas SD #12 Bond 2006	-	-						
Centennial SD #302 Bond	1.1839	1.1839						
Service #2 Metro Bond	0.0931	0.0931						
Service #2 Metro Bond 2006	0.1811	0.1811						
Tri Met Bond	-	-						
Total Excluded From Limitations	1.5167	1.5167	-	-	-	-	-	-
Total Rate	15.6447	15.6447	-	-	-	-	-	-

Source: Clackamas County Statement of Taxes Levied in Clackamas County, Oregon for Year Ending June 30, 2014 Assessment of Roll 2013



City of Happy Valley
Fiscal Year 2014 - 2015 Budget

TAX LEVY

10 Year History

Fiscal Year Ending June 30,	Taxes Levied	% Increase in Taxes Levied	Assessed Valuation *	% Increase in Assessed Valuation	Tax Rate per \$1,000
2004	1,259,059	245.68%	607,541,173	12.26%	2.0510
2005	1,443,493	14.65%	695,152,888	14.42%	2.0510
2006	1,770,442	22.65%	848,369,654	22.04%	2.0510
2007	2,253,189	27.27%	1,090,535,805	28.54%	2.0510
2008	2,699,731	19.82%	1,308,402,753	19.98%	2.0510
2009	3,092,721	14.56%	1,508,430,197	15.29%	2.0510
2010	3,275,833	5.92%	1,597,188,078	5.88%	2.0510
2011	3,406,971	4.00%	1,661,126,639	4.00%	2.0510
2012	3,456,634	1.46%	1,702,929,604	2.52%	2.0510
2013	3,532,604	2.20%	1,743,206,253	2.37%	2.0510
2014	3,846,004	8.87%	1,875,184,939	7.57%	2.0510

* After Ballot Measure 50 assessed valuation increases on existing property are limited to 3.0% by law. Additional growth in assessed valuation in the City is due to new housing (growth).

Source: Clackamas County Department of Assessment and Taxation Table 4A-Detail of Taxing District Levies City of Happy Valley

City of Happy Valley
Fiscal Year 2014 - 2015 Budget
ASSESSED VALUE BY PROPERTY TYPE
10 Year History



Fiscal Year Ending June 30,	Real Property	Manufactured Structures	Personal Property	Public Utility	Total Taxable
2005	676,633,373	918,943	3,939,159	13,661,413	695,152,888
2006	828,827,404	1,102,142	4,387,149	14,052,959	848,369,654
2007	1,067,150,898	1,089,594	5,132,513	17,162,800	1,090,535,805
2008	1,279,795,614	1,092,109	5,357,440	22,157,590	1,308,402,753
2009	1,473,382,597	1,150,881	9,569,639	24,327,080	1,508,430,197
2010	1,548,398,234	1,072,634	8,249,070	39,468,140	1,597,188,078
2011	1,610,806,718	1,046,052	8,698,169	40,575,700	1,661,126,639
2012	1,651,831,555	1,052,525	7,806,424	42,239,100	1,702,929,604
2013	1,694,660,433	1,174,223	6,990,997	40,380,600	1,743,206,253
2014	1,825,265,969	1,181,489	7,350,321	41,387,160	1,875,184,939

Source: Clackamas County Assessment & Tax Roll Summaries - Clackamas County District Taxable Value by Property Type 2013-14

**City of Happy Valley
Fiscal Year 2014 - 2015 Budget**



SUMMARY OF KEY DATA

Fiscal Year Ending June 30,	Ending Fund Balance	% Increase Ending Fund Balance	Tax Levy	% Increase Tax Levy	Assessed Valuation	% Increase Assessed Valuation	Tax Rate per \$1,000	% Increase Tax Rate per \$1,000	Population	% Increase Population	All Funds Expenditures	% Increase All Funds Expenditures
2004	2,357,131	109%	1,443,493	15%	695,152,888	14%	2.0510	0%	6,640	4%	3,704,335	52%
2005	3,067,406	30%	1,770,442	23%	848,369,654	22%	2.0510	0%	7,264	9%	4,096,631	11%
2006	3,113,992	2%	2,253,189	27%	1,090,535,805	29%	2.0510	0%	9,210	27%	6,752,987	65%
2007	2,639,191	-15%	2,699,731	20%	1,308,402,753	20%	2.0510	0%	10,380	13%	5,916,379	-12%
2008	2,495,184	-5%	3,092,721	15%	1,508,430,197	15%	2.0510	0%	11,455	10%	15,090,029	155%
2009	2,468,676	-1%	3,275,833	6%	1,597,188,078	6%	2.0510	0%	11,465	0%	11,136,605	-26%
2010	3,285,971	33%	3,406,971	4%	1,661,126,639	4%	2.0510	0%	14,100	23%	6,902,689	-38%
2011	3,875,317	18%	3,456,634	1%	1,702,929,604	3%	2.0510	0%	14,330	2%	6,570,072	-5%
2012	5,605,944	45%	3,532,604	2%	1,743,206,253	2%	2.0510	0%	14,965	4%	6,887,088	5%
2013	8,349,092	49%	3,846,004	9%	1,875,184,939	8%	2.0510	0%	15,575	4%	8,170,988	19%

Source: City of Happy Valley Annual Financial Reports for the Years Ended June 30, 2004 - 2013



City of Happy Valley
Fiscal Year 2014 - 2015 Budget

LEGAL REQUIREMENTS



City of Happy Valley Fiscal Year 2014 – 2015 Budget Calendar

January - April, 2014	<ul style="list-style-type: none"> • Prepare Proposed Budget
April 9, 2014	<ul style="list-style-type: none"> • Publish Notice of Budget Committee Meeting (5 to 30 days before the meeting)
April 15 - 28, 2014	<ul style="list-style-type: none"> • Publish Notice of Budget Committee Meeting on City website (5 to 30 days before the meeting)
April 28, 2014	<ul style="list-style-type: none"> • Budget Committee Meeting
May 20, 2014	<ul style="list-style-type: none"> • Publish 'Notice of Budget Hearing' (5 to 30 days before the meeting)
June 3, 2014	<ul style="list-style-type: none"> • Hold the Budget Hearing <ul style="list-style-type: none"> ○ Enact Resolutions to: ○ Adopt Budget ○ Make Appropriations ○ Impose Taxes ○ Certify municipal services ○ City election to receive State Revenues
July 7, 2014	<ul style="list-style-type: none"> • Submit Tax Certification Documents to the Assessor by July 15, 2013 • Turn in Official Budget to County Clerk for Permanent Record by September 30, 2013

FORM LB-1

NOTICE OF BUDGET HEARING

A public meeting of the City of Happy Valley will be held on June 3, 2014 at 7pm at City Hall, 16000 SE Misty Drive , Happy Valley, Oregon. The purpose of this meeting is to discuss the budget for the fiscal year beginning July 1, 2014 as approved by the City of Happy Valley Budget Committee. A summary of the budget is presented below. A copy of the budget may be inspected or obtained at City Hall, 16000 SE Misty Drive, Happy Valley, Oregon, between the hours of 8:30 a.m. and 4:30p.m. This budget is for an annual budget period and is prepared on a basis of accounting that is the same as the preceding year.

Contact: Barbara Muller, Director of Finance and IT Telephone: 503-783-3800 Email: barbam@happyvalleyor.gov

FINANCIAL SUMMARY - RESOURCES			
TOTAL OF ALL FUNDS	Actual Amount 2012-13	Adopted Budget This Year 2013-14	Approved Budget Next Year 2014-15
Beginning Fund Balance/Net Working Capital	9,728,738	7,554,210	12,447,530
Fees, Licenses, Permits, Fines, Assessments & Other Service Charges	3,008,804	2,810,600	3,639,450
Federal, State and all Other Grants, Gifts, Allocations and Donations	1,594,339	1,586,300	7,784,075
Revenue from Bonds and Other Debt	0	0	0
Interfund Transfers / Internal Service Reimbursements	2,652,413	1,554,079	6,143,938
All Other Resources Except Current Year Property Taxes	855,677	95,000	273,000
Current Year Property Taxes Estimated to be Received	3,434,415	3,563,000	3,806,640
Total Resources	21,274,386	17,163,189	34,094,633

FINANCIAL SUMMARY - REQUIREMENTS BY OBJECT CLASSIFICATION			
Personnel Services	3,200,252	4,454,860	4,526,500
Materials and Services	3,445,210	4,481,670	6,365,950
Capital Outlay	1,152,157	2,732,135	9,450,047
Debt Service	373,369	380,000	380,000
Interfund Transfers	2,652,413	1,554,079	6,143,938
Contingencies	0	2,120,445	2,212,168
Special Payments	0	0	0
Unappropriated Ending Balance and Reserved for Future Expenditure	10,450,985	1,440,000	5,016,030
Total Requirements	21,274,386	17,163,189	34,094,633

FINANCIAL SUMMARY - REQUIREMENTS AND FULL-TIME EQUIVALENT EMPLOYEES (FTE) BY ORGANIZATIONAL UNIT OR PROGRAM *			
Name of Organizational Unit or Program			
FTE for that unit or program			
General Administration	1,282,334	1,847,300	2,134,000
FTE	6.00	8.00	10.00
Community Services/Public Safety	4,217,063	4,479,525	4,422,000
FTE	10.25	10.70	10.50
Economic & Community Development	3,108,000	2,311,725	3,389,300
FTE	11.75	12.75	14.50
Public Works	263,509	1,259,345	495,700
FTE	2.00	1.75	3.00
Parks	235,078	303,245	6,547,600
FTE	2.00	2.00	2.00
Streets	1,473,422	1,211,000	2,601,100
FTE	5.00	5.00	4.00
Non-Departmental/Non-Program	10,694,980	5,751,049	14,504,933
FTE	0.00	0.00	0.00
Total Requirements	21,274,386	17,163,189	34,094,633
Total FTE	37.00	40.20	44.00

STATEMENT OF CHANGES IN ACTIVITIES and SOURCES OF FINANCING *

We have seen an increase in development and building activity over the past three years with each successive year showing a substantial increase over the previous year. We believe this increased activity will continue in the next fiscal year so this budget adds staff positions and increases the amount in our reserve funds to allow us to better stabilize our financial resources. There is an increase of 3.8 FTE from the prior year budget. This is the result of 3 new positions in this budget (3 FTE), 1 position eliminated (-.5 FTE) and various staff schedule increases (1.3 FTE). These FTE changes accommodate the in development activity. A Park Fund was added to encompass revenues and expenditures associated with City parks and accommodate potential changes in our relationship with our current park services provider. The Pension Reserve Fund is eliminated as we believe the most volatile issues surrounding pension funding have been resolved by recent legislation. The Pension Reserve Fund balance is transferred back to the General Fund. There is also a substantial increase in the transfer to the Debt Service Fund to allow the City to pay down our debt when the terms allow.

PROPERTY TAX LEVIES			
	Rate or Amount Imposed 2012-13	Rate or Amount Imposed This Year 2013-14	Rate or Amount Approved Next Year 2014-15
Permanent Rate Levy (rate limit 0.671 per \$1,000)	0.671	0.671	0.671
Local Option Levy	1.380	1.380	1.380
Levy For General Obligation Bonds	0	0	0

STATEMENT OF INDEBTEDNESS		
LONG TERM DEBT	Estimated Debt Outstanding on July 1.	Estimated Debt Authorized, But Not Incurred on July 1
General Obligation Bonds	\$0	\$0
Other Bonds	\$3,965,000	\$0
Other Borrowings	\$0	\$0
Total	\$3,965,000	\$0

**CITY OF HAPPY VALLEY
RESOLUTION NO. 14-14**

**RESOLUTION ADOPTING THE BUDGET FOR FISCAL YEAR 2014-2015,
APPROPRIATING FUNDS,
IMPOSING AND CATEGORIZING THE TAXES**

ADOPTING THE BUDGET

BE IT RESOLVED the CITY OF HAPPY VALLEY hereby adopts the budget for fiscal year 2014-2015 now on file at City Hall in the sum of \$34,094,633.*

MAKING APPROPRIATIONS

BE IT RESOLVED the amounts for the fiscal year beginning July 1, 2014, and for the purposes shown below are hereby appropriated as follows:

GENERAL FUND

Personal Services	4,186,600
Materials & Services	1,795,600
Transfers	5,369,900
Contingency	1,834,903
<hr/>	
FUND TOTAL	13,187,003

STREET FUND

Personal Services	339,900
Materials & Services	301,300
Capital Outlay	737,497
Transfers	192,503
<hr/>	
FUND TOTAL	1,571,200

PUBLIC SAFETY FUND

Materials & Services	2,665,050
Transfers	281,685
Contingency	427,265
<hr/>	
FUND TOTAL	3,374,000

SYSTEM DEVELOPMENT CHARGES FUND

Capital Outlay	764,400
<hr/>	
FUND TOTAL	764,400

**CITY OF HAPPY VALLEY
RESOLUTION NO. 14-14**

MAKING APPROPRIATIONS, CONTINUED:

PEDESTRIAN IMPROVEMENT PROJECTS FUND

Materials & Services	10,000
Capital Outlay	723,150
Transfers	59,850
<hr/>	
FUND TOTAL	793,000

PARK FUND

Materials & Services	500,000
Transfers	5,525,000
<hr/>	
FUND TOTAL	6,025,000

RESERVE FOR PENSION FUND

Transfers	240,000
<hr/>	
FUND TOTAL	240,000

RESERVE FOR REPLACEMENT FUND

Materials & Services	1,094,000
Capital Outlay	1,650,000
<hr/>	
FUND TOTAL	2,744,000

RESERVE FOR DEBT SERVICE FUND

Debt Service	380,000
<hr/>	
FUND TOTAL	380,000

TOTAL APPROPRIATIONS ALL FUNDS 29,078,603 *

* Note the total appropriation amount is not equal to the amount of the total adopted budget. This is due to a total of \$5,016,030 categorized as Reserved for Future Expenditures in three of the funds. Reserved for Future Expenditures are not appropriated which accounts for the difference between total appropriations and total budget.

**CITY OF HAPPY VALLEY
RESOLUTION NO. 14-14**

IMPOSING AND CATEGORIZING TAXES

NOW THEREFORE, BE IT RESOLVED that the City Council of the City of Happy Valley hereby imposes the taxes provided for in the adopted budget at the rate of \$0.6710 per \$1,000 of the assessed value for operations and at the rate of \$1.3800 per \$1,000 of the assessed value for operations for the four year local option levy; and that these taxes are hereby imposed and categorized for tax year 2014-2015 upon the assessed value of all taxable property within the district.

	<i>Subject to the General Government Limitation</i>	<i>Excluded from the Limitation</i>
GENERAL FUND	\$0.6710/\$1000	\$-0-
PUBLIC SAFETY FUND	\$1.3800/\$1000	\$-0-

BE IT RESOLVED that this resolution is and shall be effective immediately from and after its adoption by the Council.

PASSED by the City Council this 3rd day of June 2014.

APPROVED by the Mayor this 3rd day of June 2014.

Lori DeRemer, Mayor

ATTEST:

Marylee Walden, City Recorder



6605 SE Lake Road, Portland, OR 97222
 PO Box 22109, Portland, OR 97269-2109
 Phone: 503-684-0360 Fax: 503-620-3433
 E-mail: legals@commnewspapers.com

AFFIDAVIT OF PUBLICATION

State of Oregon, County of Clackamas, SS I, Charlotte Allsop, being the first duly sworn, depose and say that I am Accounting Manager of *Clackamas Review/Oregon City News*, a newspaper of general circulation, published at Clackamas/Oregon City, in the aforesaid county and state, as defined by ORS 193.010 and 193.020, that

**City of Happy Valley
 Notice of Budget Committee Meeting
 CLK13040**

a copy of which is hereto annexed, was published in the entire issue of said newspaper for

1
 week in the following issue:
April 9, 2014

Charlotte Allsop
 Charlotte Allsop (Accounting Manager)

Subscribed and sworn to before me this April 9, 2014.

René R. Muller
 NOTARY PUBLIC FOR OREGON
 My commission expires Sept. 11, 2016

Acct #50603
 Attn: Barbara Muller
 City of Happy Valley
 16000 SE Misty Drive
 Happy Valley, OR 97086-6299

Size: 2 x 1.75"
 Amount Due: \$41.47*
 *Please remit to address above.

NOTICE OF BUDGET COMMITTEE MEETING

A public meeting of the Budget Committee of the **City of Happy Valley**, Clackamas County, State of Oregon, to discuss the budget for fiscal year July 1, 2014 to June 30, 2015 will be held at City Hall, 16000 SE Misty Drive, Happy Valley, OR 97086. The meeting will take place on **April 28, 2014 at 6:00 PM**. The purpose of the meeting is to receive the budget message and to receive comment from the public on the budget. A copy of the budget document may be inspected or obtained on or after April 22, 2014 at City Hall, 16000 SE Misty Drive, Happy Valley during normal business hours. This notice and the proposed budget for fiscal year 2014-15 will be posted on the city website: www.happyvalleyor.gov. This is a public meeting where deliberation of the Budget Committee will take place. Any person may appear at the meeting and discuss the proposed programs with the Budget Committee.
 Publish 04/09/2014. CLK13040



Engage your community - connect to news, events and information you care about. [View more information...](#)

Sign In



Government

Business

Services

Departments

Our Community

Search

Search

+ SHARE Email Print

- City Council
- City Limit Address Search
- City Store
- City Recognition Feedback Form
- Facilities
- Happy Valley Radio 1700 AM
- How do I...?
- Master Fee Schedule
- Municipal Code
- Municipal Court
- Newsletters
- NW Veterans Resources
- Online Building Inspection Request

You are here: [Home](#) > News Flash

All City News & Announcements

Posted on: April 15, 2014

Notice of Budget Committee Meeting on April 28, 2014

A public meeting of the Budget Committee of the City of Happy Valley, Clackamas County, State of Oregon, to discuss the budget for fiscal year July 1, 2014 to June 30, 2015 will be held at City Hall, 16000 SE Misty Drive, Happy Valley, OR 97086. The meeting will take place on April 28, 2014 at 6:00 PM. The purpose of the meeting is to receive the budget message and to receive comment from the public on the budget. A copy of the budget document may be inspected or obtained on or after April 22, 2014 at City Hall, 16000 SE Misty Drive, Happy Valley during normal business hours. This notice and the proposed budget for fiscal year 2014-15 will be posted on the city website: www.happyvalleyor.gov. This is a public meeting where deliberation of the Budget Committee will take place. Any person may appear at the meeting and discuss the proposed programs with the Budget Committee.

Search

Search input field

All categories



Tools

- RSS
- Notify Me
- View Archived

Categories

- All Categories
- All City News & Announcements

Next =>

North Clackamas Urban Watersheds Council Hosts Event

Other News in All City News & Announcements

North Clackamas Urban Watersheds Council Hosts Event

Posted on: April 8, 2014

Apply to Serve on HV Youth Council

Posted on: April 1, 2014

"If I Were Mayor" Student Contest

Posted on: March 18, 2014

Notice of Public Hearings- Mt. Scott/Scouters MountainTrail Loop

Master Plan

Posted on: March 10, 2014

- Online Bill Pay
- Community Videos
- Notify Me
- Follow Us
- Customer Service Request



**City of Happy Valley
Fiscal Year 2014 - 2015 Budget**

ADDENDUMS

**CITY OF HAPPY VALLEY
FY 2014 -2015 BUDGET**

		FTE	Admin	CSPS	Eco Dev	PW	Parks	Streets	Total
City Manager	Tuck	1.00	1.00	-	-	-	-	-	1.00
Executive Assistant	Turner	1.00	1.00	-	-	-	-	-	1.00
Finance/IT Director	Muller	1.00	1.00	-	-	-	-	-	1.00
Senior Accountant	Warneke	1.00	1.00	-	-	-	-	-	1.00
City Recorder/HR Director	Walden	1.00	1.00	-	-	-	-	-	1.00
IT Administrator	Wilson	1.00	1.00	-	-	-	-	-	1.00
Proj Admin	Lorenzini	1.00	1.00	-	-	-	-	-	1.00
Proj Admin	New	1.00	1.00	-	-	-	-	-	1.00
Proj Admin	New	1.00	1.00	-	-	-	-	-	1.00
Proj Admin	New	1.00	1.00	-	-	-	-	-	1.00
Comm. Dev Director	Walter, M	1.00	-	-	1.00	-	-	-	1.00
Associate Planner	Popilek	1.00	-	-	1.00	-	-	-	1.00
Associate Planner	Koper	1.00	-	-	1.00	-	-	-	1.00
Admin Asst II	Whitehead	1.00	-	-	1.00	-	-	-	1.00
Admin Asst II	Curran	0.50	-	-	0.50	-	-	-	0.50
Engineer	Earle	1.00	-	-	1.00	-	-	-	1.00
Eng Tech	Feucht	1.00	-	-	1.00	-	-	-	1.00
Structural Eng	Ennis	1.00	-	-	1.00	-	-	-	1.00
Permit Tech	Bassani	1.00	-	-	1.00	-	-	-	1.00
Permit Tech	Myron	1.00	-	-	1.00	-	-	-	1.00
Building Official	Rozzell	1.00	-	-	1.00	-	-	-	1.00
Building Inspector	Walter, C	1.00	-	-	1.00	-	-	-	1.00
Building Insp/Plans Examiner	Hendricks	1.00	-	-	1.00	-	-	-	1.00
Plumbing/Bldg Insp	Bergen	1.00	-	-	1.00	-	-	-	1.00
Building Insp	Peterson	1.00	-	-	1.00	-	-	-	1.00
Public Works Director	Randall	1.00	-	-	-	1.00	-	-	1.00
Maint Worker II	Farner	1.00	-	-	-	-	-	1.00	1.00
Maint Worker I	Ruiz	1.00	-	-	-	-	-	1.00	1.00
Maint Worker I	Turner	1.00	-	-	-	-	1.00	-	1.00
Maint Worker II	Swilka	1.00	-	-	-	-	-	1.00	1.00
Maint Worker I	Herrera	1.00	-	-	-	-	-	1.00	1.00
Admin Asst	Bartholomew	1.00	-	-	-	1.00	-	-	1.00
Maint Worker I - WES Contract	Anderson	1.00	-	-	-	1.00	-	-	1.00
PW Seasonal Worker	Various	1.00	-	-	-	-	1.00	-	1.00
Comm Svcs/Pub Safety Director	Campbell	1.00	-	1.00	-	-	-	-	1.00
Admin Asst II	Morrell	1.00	-	1.00	-	-	-	-	1.00
Admin Asst I	DeLapp	1.00	-	1.00	-	-	-	-	1.00
Comm Svcs Officer	Kersey	1.00	-	1.00	-	-	-	-	1.00
Comm Svcs Officer	Amend	1.00	-	1.00	-	-	-	-	1.00
Comm Svcs Officer	Ruggles-Baker	1.00	-	1.00	-	-	-	-	1.00
Crime Prevention Specialist	Foteff	0.50	-	0.50	-	-	-	-	0.50
Comm Involvement Specialist	Hern	1.00	-	1.00	-	-	-	-	1.00
Admin Asst II	Micciche	1.00	-	1.00	-	-	-	-	1.00
Court Clerk	Tamlyn	1.00	-	1.00	-	-	-	-	1.00
Court Clerk	Carrier	1.00	-	1.00	-	-	-	-	1.00
45		44.00	10.00	10.50	14.50	3.00	2.00	4.00	44.00
	Management		3.00	1.00	1.00	1.00	-	-	6.00
	Planning		-	-	2.00	-	-	-	2.00
	Eng		-	-	2.00	-	-	-	2.00
	Public Works		-	-	-	1.00	2.00	4.00	7.00
	Bldg Inspect/Plans Exam		-	-	6.00	-	-	-	6.00
	Permit Staff		-	-	2.00	-	-	-	2.00
	Court Staff		-	2.00	-	-	-	-	2.00
	Code Enforcement		-	3.00	-	-	-	-	3.00
	Administrative		7.00	4.50	1.50	1.00	-	-	14.00
			10.00	10.50	14.50	3.00	2.00	4.00	44.00

**CITY OF HAPPY VALLEY
RESERVE FOR REPLACEMENT**

Annual Cost	Amount required to date	Total Value	Actual Balance	Amt required to date less Actual Balance	Total Value less Actual Balance	Fund
65,505	678,236	1,158,667	313,914	364,322	844,753	Street Total
9,467	20,000	88,000	-	20,000	88,000	Public Safety Total
216,678	1,139,967	2,280,443	568,515	571,452	1,711,928	General Total
55,300	553,000	553,000	39,793	513,207	513,207	PEG
346,950	2,391,203	4,080,110	922,222	1,468,981	3,157,888	

<u>Parks Equipment</u>			
Annual Cost	Amount required to date	Total Value	Fund
159,727	692,817	2,607,200	Parks
159,727	692,817	2,607,200	

CITY OF HAPPY VALLEY										
RESERVE FOR REPLACEMENT										
Description	Dept	Date	Cost to Replace	Sched Years	Years until Rep	Amount to fully fund	Annual Cost	Actual Balance	\$ to fully fund less Actual Balance	Notes
Equipment										
General Fund										
Computers (35)	Various	Various	30,100	4	3	7,525	7,525	7,525	-	
Computers (10)	Various	Various	8,600	4	2	4,300	2,150	4,300	-	
iPads with keyboard cases	Various	Various	15,000	3	2	5,000	5,000	5,000	-	
Equip under \$5000	Various	Various	20,000	5	4	4,000	4,000	4,000	-	
Software	Various	Various	25,000	5	3	10,000	5,000	10,000	-	
Telephone System Upgrade	Various	Various	25,000	7	4	10,714	3,571	10,714	-	
Website Design Update	Various	Various	20,000	4	1	15,000	5,000	15,000	-	
GIS System (plotter, server, computer, s/w)	Various	Various	20,000	6	4	6,667	3,333	6,667	-	
Document Management Sys (scanner, software, server)	Various	Various	20,000	6	4	6,667	3,333	6,667	-	
Copier - Ricoh			10,000	4	4	-	2,500	-	-	
Copier - Canon		11-Apr	9,500	5	4	1,900	1,900	1,900	-	
Copier - Canon		01-Oct	9,500	5	5	-	1,900	-	-	
Servers	General		40,000	5	4	8,000	8,000	8,000	-	
Gen Fund Equipment Total			252,700			79,773	53,213	79,773	-	
PEG Equipment	General	Various	553,000	10	0	553,000	55,300	39,793	513,207	
Equipment Total			805,700			632,773	108,513	119,566	513,207	
Other										
CPC - Roof	General		3,300	30	8	2,420				
Annex - Roof	General		2,100	20	8	1,260				
City Hall - Roof	General		33,000	30	8	24,200	1,100			
CPC - Gutter	General		1,600	20	8	960				
Annex - Gutter	General		1,800	20	8	1,080				
City Hall - Gutter	General		8,000	30	28	533	267			
PW Facility - Upgrade	General		333,333	50	5	300,000	6,667			
PW Shop - Roof	General		11,050	50	28	4,862	221			
PW Shop - Roof	General		6,050	50	28	2,662	121			
PW Office - Roof	General		10,210	50	28	4,492	204			
PW Office - Gutter	General		2,300	20	13	805	115			
PW - FFE	General		50,000	10	3	35,000	5,000			

CITY OF HAPPY VALLEY										
RESERVE FOR REPLACEMENT										
Description	Dept	Date	Cost to Replace	Sched Years	Years until Rep	Amount to fully fund	Annual Cost	Actual Balance	\$ to fully fund less Actual Balance	Notes
PW Gate	General		10,500	20	13	3,675	525			
Park Main Entr Gate	General		15,000	20	20	-	750			
Park Prkg Lot Gate	General		15,000	20	15	3,750	750			
CH Lighting	General		40,000	10	5	20,000	4,000			
Security System - All Facilities	General		60,000	15	5	40,000	4,000			
CH Gate & Fenced area	General		40,000	25	17	12,800	1,600			
Pole Barn - Large	General		68,000	25	18	19,040	2,720			
Pole Barn - Medium	General		40,000	25	17	12,800	1,600			
CH HVAC System	General		100,000	10	3	70,000	10,000			
CH - FFE	General		200,000	10	6	80,000	20,000			
Repairs and Maintenance (items above)			1,051,243			640,339	59,640	204,204	436,135	
Education Funding	General		15,000	10	0	15,000	1,500	15,000	-	
Commissioned Artwork	General		20,000	1	0	20,000	20,000	20,000	-	
Generator - City Hall	PW		70,000	20	16	14,000	3,500	14,000	-	
Well Pump System	PW		35,000	10	8	7,000	3,500	7,000	-	
Generator - PW Ops Center	PW		35,000	20	17	5,250	1,750	5,250	-	
ADT PW Building	PW		20,000	20	20	-	1,000	-	-	
ADT CH Ped Gate	General		5,000	20	20	-	250	-	-	
Bunker System PW Yard	PW		25,000	25	22	3,000	1,000	3,000	-	
Fueling station Diesel w/card lock system	PW		35,000	20	0	35,000	1,750	35,000	-	
Fueling Station	PW		45,000	20	14	13,500	2,250	13,500	-	
Shop Equip Vehicle Lift	PW		7,500	10	5	3,750	750	3,750	-	
Toyota Fork Lift	PW	07/01/2003	30,000	15	0	30,000	2,000	30,000	-	
Tire Balancing Equipment	PW		7,500	15	13	1,000	500	1,000	-	
Other Total			1,401,243			787,839	99,390	351,704	436,135	-

CITY OF HAPPY VALLEY										
RESERVE FOR REPLACEMENT										
Description	Dept	Purchase Date	Cost to Replace	Sched Years	Years until Rep	Amount to fully fund	Annual Cost	Actual Balance	Amt to fully fund less Actual Balance	Notes
Vehicles										
General Fund										
97 Ford F-350 Truck - 3yd Dump	Public Works	02/13/2007	50,000	18					-	Sell
13 Ford F-550 Truck - 3 yd Dump	Public Works	01/24/2013	50,000	15	15	-	3,333	-	-	
07 Ford F150 4X4 Pickup	Public Works	08/30/2007	25,000	12	5	14,583	2,083	7,000	7,583	
05 Ford Ranger Super Cab 4x4	Public Works	12/28/2004	30,000	12	12	-	2,500		-	Sell
06 Ford Ranger Pickup 4x4	Public Works	01/30/2006	27,000	12	6	13,500	2,250	5,000	8,500	
07 Ford F150 4X4 Pickup	Public Works	03/05/2014	32,000	7	0	32,000	4,571	-	32,000	
06 Landscaping 16' Tandem Axle Tra	Public Works	08/09/2006	10,000	8	3	6,250	1,250	6,250	-	
03 Landscaping Trailer	Public Works		7,500	8	3	4,688	938	4,688	-	
Utility ATV	Parks		15,000	10	9	1,500	1,500	1,500	-	
mower diesel	Parks	07/01/2013	15,000	10	10	-	1,500	-	-	
mower diesel	Parks	07/01/2013	15,000	10	10	-	1,500	-	-	
Lazer 2XP mower diesel	Parks	06/30/2005	15,000	10	2	12,000	1,500	12,000	-	
Lazer 2XP mower gas	Parks	06/06/2001	15,000	10	10	-	1,500		-	sell
Lazer 2XP mower gas	Parks	08/17/1998	15,000	10	10	-	1,500		-	sell
Kawasaki; Mule	Parks	07/01/2003	12,000	10	2	9,600	1,200	9,600	-	
14 Ford Explorer	General Gov	02/06/2014	37,000	5	5	-	7,400		-	
14 Ford Escape 4X4	General Gov	02/20/2014	25,000	12	0	25,000	2,083	-	25,000	
14 Ford Escape 4X4	General Gov	02/20/2014	25,000	12	0	25,000	2,083	-	25,000	
08 Ford Escape 4X4	Com Dev	04/13/2007	25,000	12	7	10,417	2,083	5,000	5,417	
08 Ford Escape 4X4	Com Dev	06/15/2007	25,000	12	7	10,417	2,083	5,000	5,417	
08 Ford Escape 4X4	Com Dev	09/11/2007	25,000	12	7	10,417	2,083	10,000	417	
13 Ford Escape 4X4	Com Dev	01/01/2013	27,000	5	5	-	5,400		-	
04 Ford Ranger 4X4 Ext. Cab	Com Dev	06/30/2004	25,000	12	3	18,750	2,083	11,000	7,750	
05 Ford Ranger Pickup 4x4	Com Dev	08/26/2005	25,000	12	4	16,667	2,083	11,000	5,667	
06 Ford Ranger Pickup 4x4	Com Dev	03/30/2006	25,000	12	5	14,583	2,083	11,000	3,583	
06 Ford Ranger Pickup 4x4	Com Dev	05/15/2006	25,000	12	5	14,583	2,083	10,000	4,583	
07 Ford F150 4X4 Pickup	Code Enforcement	08/30/2007	27,000	10	4	16,200	2,700	14,000	2,200	
07 Ford F150 4X4 Pickup	Code Enforcement	08/30/2007	27,000	10	4	16,200	2,700	14,000	2,200	
General Fund Total			626,500			272,355	64,076	137,038	135,317	

CITY OF HAPPY VALLEY										
RESERVE FOR REPLACEMENT										
Description	Dept	Purchase Date	Cost to Replace	Sched Years	Years until Rep	Amount to fully fund	Annual Cost	Actual Balance	Amt to fully fund less Actual Balance	Notes
Vehicles										
Street Fund										Current Hours
2010 F550 3yd Dump Truck	Public Works	12/31/2009	60,000	24	21	7,500	2,500	5,000	2,500	490
1993 International Dump Truck 5yd	Public Works		80,000	24	4	66,667	3,333	7,914	58,753	7,000
2013 Dump Truck	Public Works	07/01/2013	35,000	15	15	-	2,333		-	7,000
1994 Ford C-7000 Street Sweeper	Public Works	06/17/2005	280,000	15	0	280,000	18,667	280,000	-	7,000
1995 Ford C-7000 Street Sweeper	Public Works	10/01/2012								Do not replace
2008 Street Sweeper - Challenger	Public Works	10/01/2008	280,000	15	10	93,333	18,667	-	93,333	1,800
2008 Backhoe B95	Public Works	10/23/2008	80,000	20	15	20,000	4,000	7,500	12,500	750
2003 Ford F350 Truck 2WD	Public Works	05/20/2003	40,000	12	2	33,333	3,333	7,500	25,833	14-15 replace
Pothole Repair - Unibody Patcher	Public Works	07/01/2008	30,000	17	12	8,824	1,765	2,000	6,824	2,200
Chipper Morbark Twister 12	Public Works	10/01/2008	35,000	20	15	8,750	1,750	2,000	6,750	55
Parking Lot Striper - Line Lazer 3900	Public Works	12/31/2008	6,000	7	3	3,429	857	1,000	2,429	
New Holland TC 35	Public Works	02/19/2004	16,000	20	12	6,400	800	1,000	5,400	810
1983 Ford F350 Boom Truck	Public Works	06/09/2006								Do not replace
PW Facility Upgrade	Public Works		166,667	50	5	150,000	3,333		150,000	
2013 1 Ton Pickup w/sander and plow attachments	Public Works	07/01/2012	50,000	12	12	-	4,167	-	-	
Street Fund Total			1,158,667			678,236	65,505	313,914	364,322	
Public Safety Fund										
Generator -CPC	Public Safety		25,000	15	12	5,000	1,667	-	5,000	
Jeep	Public Safety									
Jeep	Public Safety									
2006 Ford Explorer	Public Safety	08/15/2011	-	10		-	-	-	-	Sell
2014 Ford F150 4X4 Pickup	Code Enforcement	03/21/2014	28,000	10	10	-	2,800	-	-	
2011 Ford Explorer	Public Safety	07/01/2011	35,000	7	4	15,000	5,000	-	15,000	
Public Safety Fund Total			88,000			20,000	9,467	-	20,000	
All Funds Vehicle Total						970,591	139,047	450,952	519,639	

CITY OF HAPPY VALLEY							
RESERVE FOR REPLACEMENT							
		Cost to Replace	Sched Years	Years until Rep	Amount to fully fund	Annual Cost	Notes
200' & Gate	6' Wood fence-west by Parkside	8,000	5	5	-	1,600	
1	Baseball # 1 by p.w. shop	12,000	10	8	2,400	1,200	
1	Baseball # 2 - by upper parking lot	12,000	10	8	2,400	1,200	
1	Basketball court	15,000	10	4	9,000	1,500	
4	Bleachers	5,000	10	8	1,000	500	
4	Drinking Fountains concrete	3,500	10	0	3,500	350	
8	Park Bench	20,000	10	10	-	2,000	
1	Park footbridge 5'X40'	15,000	10	5	7,500	1,500	
1	Sand box	600	10	5	300	60	
6	Scout Bench	10,000	10	5	5,000	1,000	
10	Signage	1,000	10	3	700	100	
1	Swingset	6,000	15	15	-	400	
1	Teeter Totter	2,500	15	15	-	167	
1	Tennis court	25,000	10	0	25,000	2,500	
1	Baseball # 3 - lower end of park	12,000	10	8	2,400	1,200	
1	Boardwalk	150,000	15	6	90,000	10,000	
2	Observation decks	10,000	15	6	6,000	667	
5	Parking lots	400,000	20	15	100,000	20,000	
1	Soccer-lacrosse # 2middle	12,000	10	8	2,400	1,200	
1	Soccer-lacrosse #1 upper end	12,000	10	8	2,400	1,200	
1	Soccer-lacrosse #3 lower end	12,000	10	8	2,400	1,200	
8	Bar-B-Ques	4,000	8	8	-	500	
3	Horseshoe pits	3,000	10	5	1,500	300	
1	Scott creek trail Boardwalk	50,000	15	7	26,667	3,333	
1	Badmitten Court	7,500	10	10	-	750	
1	Blue heron footbridge 5'X 21'	10,000	15	10	3,333	667	
1	Covered picnic area "A"	25,000	10	8	5,000	2,500	
1	Covered picnic area"B"	25,000	10	8	5,000	2,500	
2	Dog runs #1 & #2	15,000	10	10	-	1,500	
2	Drinking Fountains dog runs	3,500	10	10	-	350	
1	Drinking Fountains Tot park	3,500	10	10	-	350	
5	Memorial Benches	12,500	10	10	-	1,250	
52	Picnic tables	26,000	10	10	-	2,600	
1	Playground equip park	60,000	15	6	36,000	4,000	
1	playground equip tot park	40,000	15	10	13,333	2,667	
1	Splash pad	200,000	10	10	-	20,000	
1	Volleyball Court	10,000	30	10	6,667	333	
1	Gazebo Rebstock	15,000	20	15	3,750	750	
1	Lower restrooms	500,000	20	15	125,000	25,000	
1	Upper restrooms	750,000	20	15	187,500	37,500	
1	Gazebo	100,000	30	25	16,667	3,333	
1	Crawl tubes	3,000		-			Do not replace
1	Lower bunker 20'X30'	600		-			Do not replace
Parks Equipment Total		2,607,200			692,817	159,727	

CITY OF HAPPY VALLEY													
RESERVE FOR REPLACEMENT													
Description		Dept	Purchase Date	Cost to Replace	Sched Years	Years until Rep	Notes						
Note: Items on this page will not be funded via a transfer to the Reserve for Replacement Fund.													
Homeland Security Equipment													
	Emergency Generators	Code Enforcement											
	Emergency Management Trailer	Code Enforcement											
	Light Bank Trailer	Code Enforcement											
	Mobile Message Boards	Code Enforcement											
Park Equipment - SDC eligible													
Replacement of park equipment to be funded by SDC amounts received by the City prior to joining the Park District													
	Boardwalk	Parks	Various	406,000	10		1						
	Sprinkler System	Parks	Various	100,000	10		0						
Park Equipment - SDC Eligible Total				506,000									

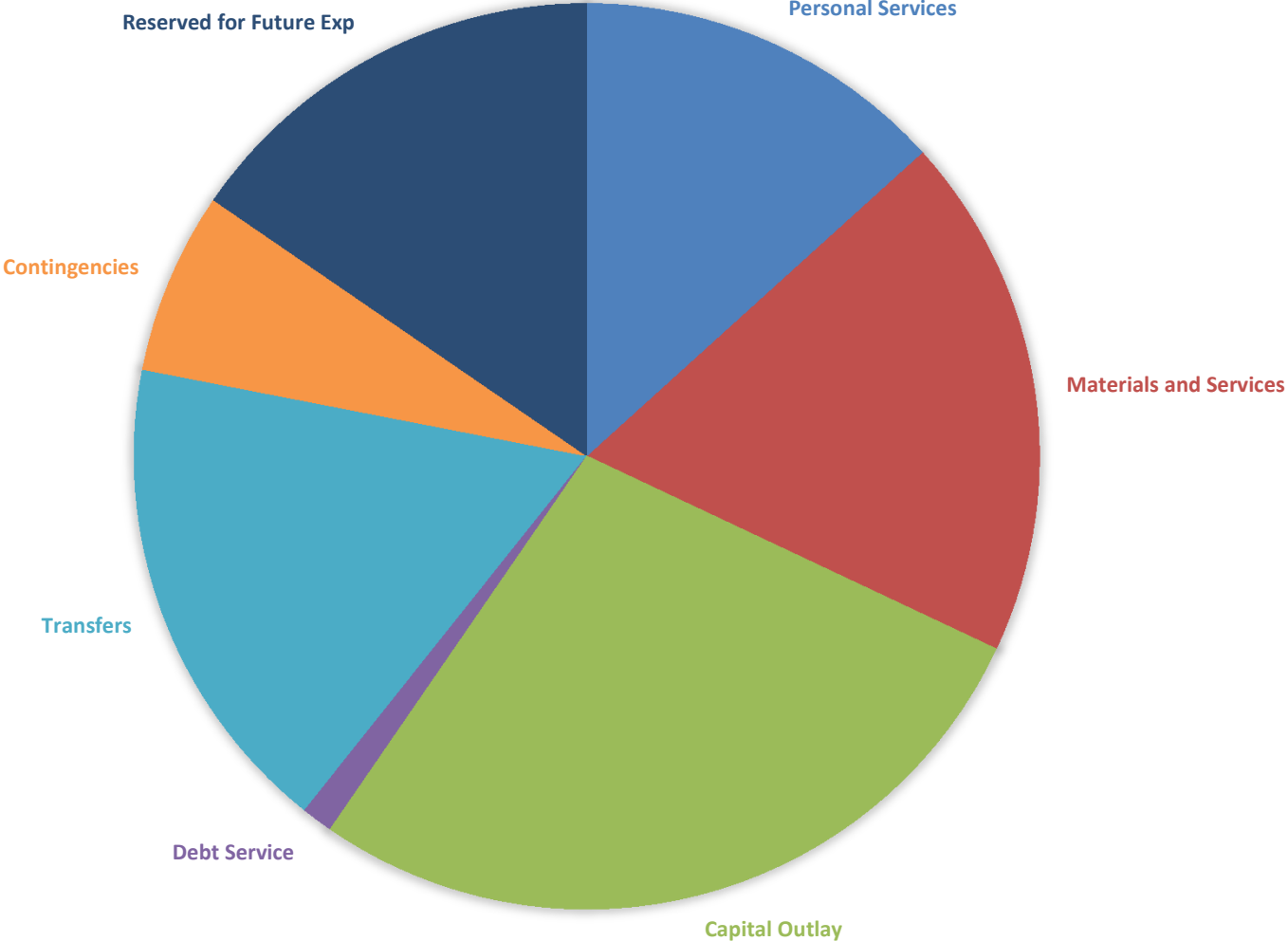


City of Happy Valley
Fiscal Year 2014 - 2015 Budget

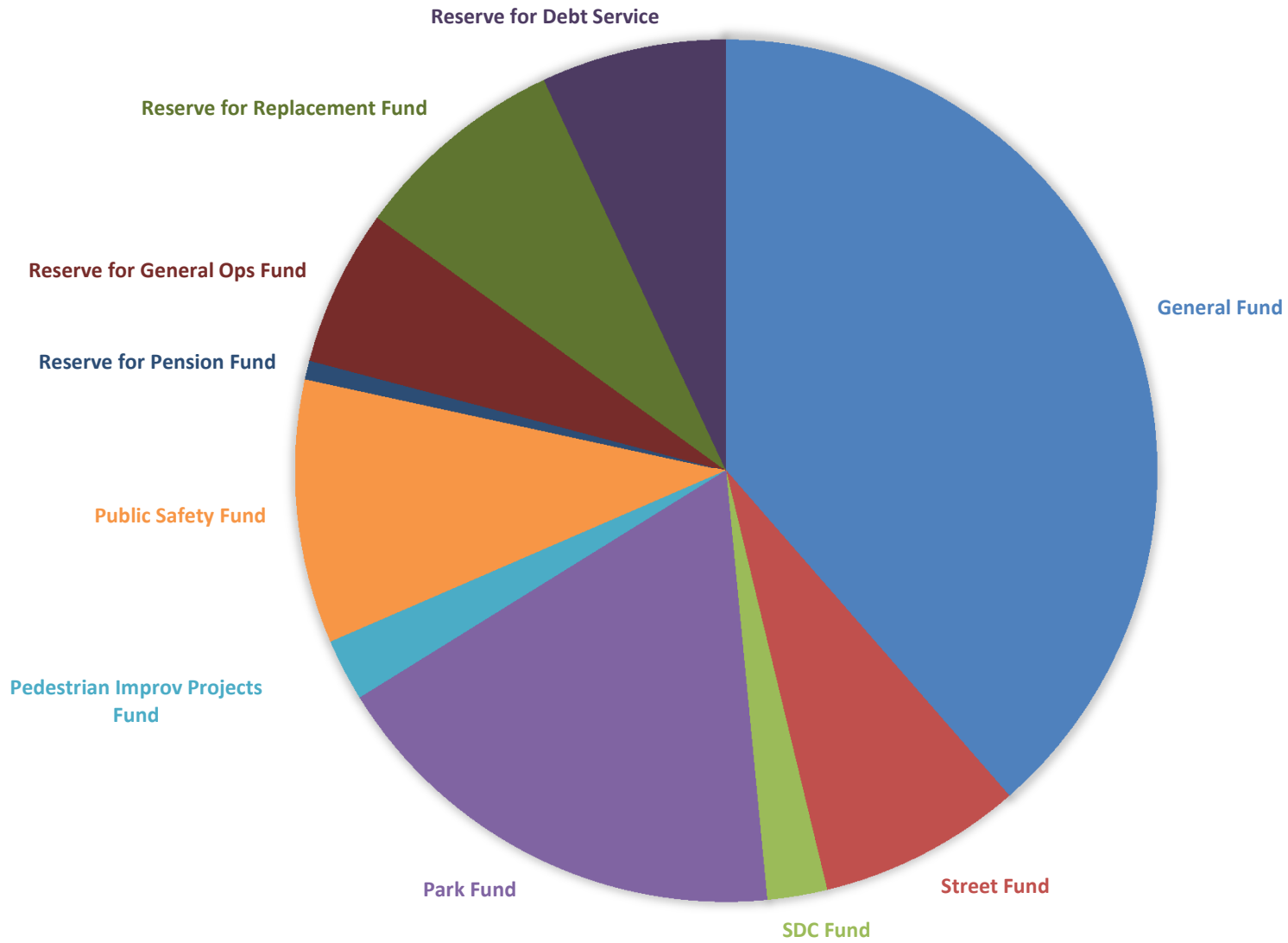
Total

***All Funds by Category
Percentage by Fund***

TOTAL EXPENDITURES BY CATEGORY 2014-15



TOTAL EXPENDITURES BY FUND 2014-15



CITY OF HAPPY VALLEY FY 2014 - 2015 BUDGET

		Adopted		Budget for Fiscal Year 2014-2015			
Preceding	Preceding	Budget					
Year 11-12	Year 12-13	2013-14		DESCRIPTION	Proposed	Approved	Adopted
				Total Budget			
7,036,575	9,123,864	7,554,210		BFB	12,397,530	12,447,530	
2,955,747	3,509,226	2,810,600		Fees, Licenses, Permits, Fines, Assessments & Other Service Charges	3,639,450	3,639,450	
1,405,529	1,660,642	1,586,300		Intergovernmental	7,784,075	7,784,075	
896,425	1,652,413	1,925,079		Interfund Transfers	6,143,938	6,143,938	
268,458	347,673	95,000		All Other Resources	273,000	273,000	
3,344,881	3,434,415	3,563,000		Property Taxes	3,806,640	3,806,640	
15,907,615	19,728,233	17,534,189		Total Resources	34,044,633	34,094,633	
2,875,972	3,200,251	4,454,860		Personnel Services	4,526,500	4,526,500	
3,083,354	3,440,097	4,481,670		Materials & Services	6,365,950	6,365,950	
551,212	1,157,272	2,732,135		Capital Outlay	9,400,047	9,450,047	
376,550	373,369	380,000		Debt Service	380,000	380,000	
884,083	2,047,539	1,925,079		Transfers	6,143,938	6,143,938	
-	-	1,749,445		Contingency	2,212,168	2,212,168	
-	1,000,000	1,811,000		Reserved for Future Expenditures	5,016,030	5,016,030	
7,771,171	11,218,528	17,534,189		Total Requirements	34,044,633	34,094,633	



City of Happy Valley
Fiscal Year 2014 - 2015 Budget

General Fund

Personnel Expenditures – Year/Department
Materials and Services Expenditures – Year/Department
Revenue
Expenditures – Department/Category

CITY OF HAPPY VALLEY FY 2014 - 2015 BUDGET

		Adopted					
Preceding	Preceding	Budget			Budget for Fiscal Year 2014-2015		
Year 11-12	Year 12-13	2013-14		DESCRIPTION	Proposed	Approved	Adopted
General Fund by Department							
Revenues							
1,140,904	1,131,299	1,152,000		Property Taxes	1,232,640	1,232,640	
336,118	359,869	321,500		State Shared Revenues	337,575	337,575	
814,837	768,953	778,300		Franchise Fees	801,650	801,650	
205,030	204,762	143,200		User Related Fees	200,000	200,000	
1,301,010	1,710,913	1,350,300		Planning, Engineering, Bldg Fees	1,879,800	1,879,800	
444,805	500,422	389,000		Municipal Court	480,000	480,000	
291,130	430,849	380,800		Intergovernmental	541,300	541,300	
207,499	264,323	62,000		Misc Rev	200,000	200,000	
337,533	951,144	406,521		Transfers In	624,038	624,038	
5,078,866	6,322,534	4,983,621		Total Revenue	6,297,003	6,297,003	
Expenditures							
941,898	858,641	1,069,100		Personnel Services	1,205,700	1,205,700	
467,663	482,711	778,200		Materials and Services	928,300	928,300	
1,409,561	1,341,352	1,847,300		Total Administration	2,134,000	2,134,000	
584,655	670,908	1,078,125		Personnel Services	961,500	961,500	
30,464	37,327	80,400		Materials and Services	86,500	86,500	
615,119	708,235	1,158,525		Total Comm Svcs/Public Safety	1,048,000	1,048,000	
795,406	1,037,781	1,472,225		Personnel Services	1,551,900	1,551,900	
90,768	108,044	179,500		Materials and Services	230,000	230,000	
886,174	1,145,825	1,651,725		Total Eco & Community Development	1,781,900	1,781,900	
128,260	184,635	235,645		Personnel Services	335,700	335,700	
41,328	78,874	79,900		Materials and Services	160,000	160,000	
169,588	263,509	315,545		Total Public Works	495,700	495,700	

CITY OF HAPPY VALLEY FY 2014 - 2015 BUDGET

			Budget for Fiscal Year 2014-2015			
Preceding	Preceding	Adopted				
Year 11-12	Year 12-13	Budget		Proposed	Approved	Adopted
		2013-14	DESCRIPTION			
102,563	116,564	154,245	Personnel Services	131,800	131,800	
106,516	118,513	149,000	Materials and Services	390,800	390,800	
209,079	235,077	303,245	Total Parks	522,600	522,600	
-	-	-	Transfers To Other Funds	1,029,900	1,029,900	
60,000	60,000	60,000	To Reserve for Pension Fund	-	-	
-	1,000,000	200,000	To Res for Gen Operations Fund	800,000	800,000	
-	171,800	495,863	To Reserve for Replacement Fund	1,550,000	1,550,000	
376,550	373,369	751,000	To Debt Service Fund	1,990,000	1,990,000	
436,550	1,605,169	1,506,863	Total Transfers	5,369,900	5,369,900	
-	-	1,200,418	Contingency	1,784,903	1,784,903	
3,726,071	5,299,167	7,983,621	Total Requirements	13,137,003	13,137,003	
1,352,795	1,023,367	(3,000,000)	Balance, (Deficit)	(6,840,000)	(6,840,000)	
2,571,532	4,924,089	3,000,000	Beginning Fund Balance	6,840,000	6,840,000	
3,924,327	5,947,456	-	Ending Fund Balance	-	-	
			Total General Fund			
5,078,866	6,322,534	4,983,621	Revenues	6,297,003	6,297,003	
2,571,532	4,924,089	3,000,000	BFB	6,840,000	6,840,000	
7,650,398	11,246,623	7,983,621	Total Resources	13,137,003	13,137,003	
2,552,782	2,868,529	4,009,340	Personnel Services	4,186,600	4,186,600	
736,739	825,469	1,267,000	Materials & Services	1,795,600	1,795,600	
436,550	1,605,169	1,506,863	Transfers	5,369,900	5,369,900	
3,924,327	5,947,456	1,200,418	Contingency	1,784,903	1,784,903	
7,650,398	11,246,623	7,983,621	Total Requirements	13,137,003	13,137,003	



City of Happy Valley
Fiscal Year 2014 - 2015 Budget

All Other Funds

Revenue
Expenditures – Category

CITY OF HAPPY VALLEY FY 2014 - 2015 BUDGET

		Adopted		Budget for Fiscal Year 2014-2015		
Preceding	Preceding	Budget				
Year 11-12	Year 12-13	2013-14	DESCRIPTION	Proposed	Approved	Adopted
Street Fund						
Revenue						
774,660	803,621	824,000	State Shared Revenues	865,200	865,200	
3,621	66,303	60,000	Intergovernmental	40,000	40,000	
12,342	1,553	2,000	Misc Revenue	2,000	2,000	
12,342	-	-	Transfer from General Fund	1,029,900	1,029,900	
802,965	871,477	886,000	Total Revenue	1,937,100	1,937,100	
Expenditures						
309,147	331,722	445,520	Personnel Services	339,900	339,900	
97,588	148,801	223,500	Materials and Services	301,300	301,300	
66,113	438,705	441,435	Capital Outlay	737,497	737,497	
72,668	88,144	100,545	Transfer to General Fund	92,503	92,503	
85,000	85,000	-	Transfer to Reserve for Replacment	100,000	100,000	
-	-	-	Reserved for Future Expenditures	1,029,900	1,029,900	
630,516	1,092,372	1,211,000	Total Requirements	2,601,100	2,601,100	
172,449	(220,895)	(325,000)	Balance, (Deficit)	(664,000)	(664,000)	
441,838	601,945	325,000	Beginning Fund Balance	664,000	664,000	
614,287	381,050	-	Ending Fund Balance	-	-	

CITY OF HAPPY VALLEY FY 2014 - 2015 BUDGET

		Adopted	Budget for Fiscal Year 2014-2015			
Preceding	Preceding	Budget				
Year 11-12	Year 12-13	2013-14	DESCRIPTION	Proposed	Approved	Adopted
Public Safety Fund						
Revenues						
2,203,977	2,303,116	2,411,000	Property Taxes	2,574,000	2,574,000	
39,789	65,623	25,000	Misc Revenue	40,000	40,000	
2,243,766	2,368,739	2,436,000	Total Revenues	2,614,000	2,614,000	
Expenditures						
14,043	-	-	Personnel Services	-	-	
2,223,449	2,367,002	2,518,697	Materials and Services	2,665,050	2,665,050	
251,235	216,398	241,581	To General Fund	231,685	231,685	
25,000	11,100	11,695	To Reserve for Replacement Fund	50,000	50,000	
-	-	549,027	Contingency	427,265	427,265	
2,513,727	2,594,500	3,321,000	Total Requirements	3,374,000	3,374,000	
(269,961)	(225,761)	(885,000)	Balance, (Deficit)	(760,000)	(760,000)	
1,411,051	1,141,090	885,000	Beginning Fund Balance	760,000	760,000	
1,141,090	915,329	-	Ending Fund Balance	-	-	

CITY OF HAPPY VALLEY FY 2014 - 2015 BUDGET

		Adopted	Budget for Fiscal Year 2014-2015			
Preceding	Preceding	Budget				
Year 11-12	Year 12-13	2013-14	DESCRIPTION	Proposed	Approved	Adopted
			Park Fund			
			Revenues			
-	-	-	Intergovernmental	6,000,000	6,000,000	
-	-	-	Misc Rev	25,000	25,000	
-	-	-	Total Resources	6,025,000	6,025,000	
			Expenditures			
-	-	-	Materials and Services	500,000	500,000	
-	-	-	Capital Outlay	5,525,000	5,525,000	
-	-	-	Total Requirements	6,025,000	6,025,000	
-	-	-	Balance, (Deficit)	-	-	
-	-	-	Beginning Fund Balance	-	-	
-	-	-	Ending Fund Balance	-	-	

CITY OF HAPPY VALLEY FY 2014 - 2015 BUDGET

		Adopted	Budget for Fiscal Year 2014-2015			
Preceding	Preceding	Budget				
Year 11-12	Year 12-13	2013-14	DESCRIPTION	Proposed	Approved	Adopted
SDC Fund						
Revenues						
82,626	214,139	41,800	System Development Fees	50,000	50,000	
5,752	9,858	4,000	Misc Rev	4,000	4,000	
88,378	223,997	45,800	Total Resources	54,000	54,000	
Expenditures						
260,251	480,638	943,800	Capital Outlay	764,400	814,400	
260,251	480,638	943,800	Total Requirements	764,400	814,400	
(171,873)	(256,641)	(898,000)	Balance, (Deficit)	(710,400)	(760,400)	
1,206,826	1,034,953	898,000	Beginning Fund Balance	710,400	760,400	
1,034,953	778,312	-	Ending Fund Balance	-	-	

CITY OF HAPPY VALLEY FY 2014 - 2015 BUDGET

		Adopted	Budget for Fiscal Year 2014-2015			
Preceding	Preceding	Budget				
Year 11-12	Year 12-13	2013-14	DESCRIPTION	Proposed	Approved	Adopted
Pedestrian Improvement Projects Fund						
Revenues						
107,439	110,037	108,000	Franchise Fees	108,000	108,000	
3,076	6,316	2,000	Misc Rev	2,000	2,000	
110,515	116,353	110,000	Total Resources	110,000	110,000	
Expenditures						
-	-	10,000	Materials and Services	10,000	10,000	
208,345	31,584	585,605	Capital Outlay	723,150	723,150	
13,630	41,728	64,395	Transfer to General Fund	59,850	59,850	
221,975	73,312	660,000	Total Requirements	793,000	793,000	
(111,460)	43,041	(550,000)	Balance, (Deficit)	(683,000)	(683,000)	
697,037	585,577	550,000	Beginning Fund Balance	683,000	683,000	
585,577	628,618	-	Ending Fund Balance	-	-	

CITY OF HAPPY VALLEY FY 2014 - 2015 BUDGET

		Adopted		Budget for Fiscal Year 2014-2015		
Preceding	Preceding	Budget				
Year 11-12	Year 12-13	2013-14	DESCRIPTION	Proposed	Approved	Adopted
			Reserve for Pension Fund			
			Revenues			
60,000	60,000	60,000	Transfer from General Fund	-	-	
60,000	60,000	60,000	Total Resources	-	-	
			Expenditures			
-	-	-	Transfer to General Fund	240,000	240,000	
-	-	240,000	Reserved for Future Expenditures	-	-	
-	-	240,000	Total Requirements	240,000	240,000	
60,000	60,000	(180,000)	Balance, (Deficit)	(240,000)	(240,000)	
60,000	120,000	180,000	Beginning Fund Balance	240,000	240,000	
120,000	180,000	-	Ending Fund Balance	-	-	

CITY OF HAPPY VALLEY FY 2014 - 2015 BUDGET

		Adopted		Budget for Fiscal Year 2014-2015		
Preceding	Preceding	Budget				
Year 11-12	Year 12-13	2013-14	DESCRIPTION	Proposed	Approved	Adopted
			Reserve for General Operations Fund			
			Revenues			
-	-	200,000	Transfer from General Fund	800,000	800,000	
-	-	200,000	Total Resources	800,000	800,000	
			Expenditures			
-	1,000,000	1,200,000	Reserved for Future Expenditures	2,000,000	2,000,000	
-	1,000,000	1,200,000	Total Requirements	2,000,000	2,000,000	
-	(1,000,000)	(1,000,000)	Balance, (Deficit)	(1,200,000)	(1,200,000)	
-	-	1,000,000	Beginning Fund Balance	1,200,000	1,200,000	
-	(1,000,000)	-	Ending Fund Balance	-	-	

CITY OF HAPPY VALLEY FY 2014 - 2015 BUDGET

		Adopted		Budget for Fiscal Year 2014-2015		
Preceding	Preceding	Budget				
Year 11-12	Year 12-13	2013-14	DESCRIPTION	Proposed	Approved	Adopted
			Reserve for Replacement Fund			
			Revenues			
-	-	-	PEG Revenue	120,000	120,000	
110,000	267,900	507,558	Transfers In	1,700,000	1,700,000	
110,000	267,900	507,558	Total Resources	1,820,000	1,820,000	
			Expenditures			
25,578	98,825	462,473	Materials and Services	1,094,000	1,094,000	
16,503	206,345	761,295	Capital Outlay	1,650,000	1,650,000	
42,081	305,170	1,223,768	Total Requirements	2,744,000	2,744,000	
67,919	(37,270)	(716,210)	Balance, (Deficit)	(924,000)	(924,000)	
648,291	716,210	716,210	Beginning Fund Balance	924,000	924,000	
716,210	678,940	-	Ending Fund Balance	-	-	

CITY OF HAPPY VALLEY FY 2014 - 2015 BUDGET

		Adopted	Budget for Fiscal Year 2014-2015			
Preceding	Preceding	Budget				
Year 11-12	Year 12-13	2013-14	DESCRIPTION	Proposed	Approved	Adopted
			Reserve for Debt Service Fund			
			Revenues			
376,550	373,369	751,000	Transfers In	1,990,000	1,990,000	
376,550	373,369	751,000	Total Resources	1,990,000	1,990,000	
			Expenditures			
190,000	195,000	210,000	Principal	215,000	215,000	
186,550	178,369	170,000	Interest	165,000	165,000	
376,550	373,369	380,000	Total Requirements	380,000	380,000	
-	-	-	Beginning Fund Balance	376,130	376,130	
-	-	371,000	Reserved for Future Expenditures	1,986,130	1,986,130	
-	-	371,000	Ending Fund Balance	-	-	