



2015 - 2016 Adopted Budget

16000 SE MISTY DRIVE,
HAPPY VALLEY, OR 97086
TELEPHONE (503) 783-3800
FAX (503) 658-5174

www.happyvalleyor.gov



City of Happy Valley Fiscal Year 2015 - 2016 Budget

TABLE OF CONTENTS

INTRODUCTORY

ORGANIZATIONAL CHART	3
BUDGET COMMITTEE	4
MISSION AND GOALS	5
BUDGET MESSAGE	6
EXECUTIVE SUMMARY	8
SALARY SUMMARY	14

FUNDS

GENERAL FUND	16
RESOURCES	18
ADMINISTRATION	23
COMMUNITY SERVICES AND PUBLIC SAFETY	28
ECONOMIC AND COMMUNITY DEVELOPMENT	33
PUBLIC WORKS	38
PARKS	42
TRANSFERS AND CONTINGENCY	46
PUBLIC SAFETY FUND	49
LIBRARY FUND	54
STREET MAINTENANCE FUND	59
SYSTEMS DEVELOPMENT FUND	64
PEDESTRIAN IMPROVEMENT PROJECTS FUND	68
RESERVE FUNDS	
GENERAL OPERATIONS	72
REPLACEMENT	76
DEBT SERVICE	80
FUNDS SHOWN FOR HISTORICAL PURPOSES	
RESERVE FOR PENSION	84
PARK FUND	86

OTHER INFORMATION

STATISTICAL SECTION	88
LEGAL REQUIREMENTS	102
ADDENDUMS	111

City of Happy Valley Organization Chart

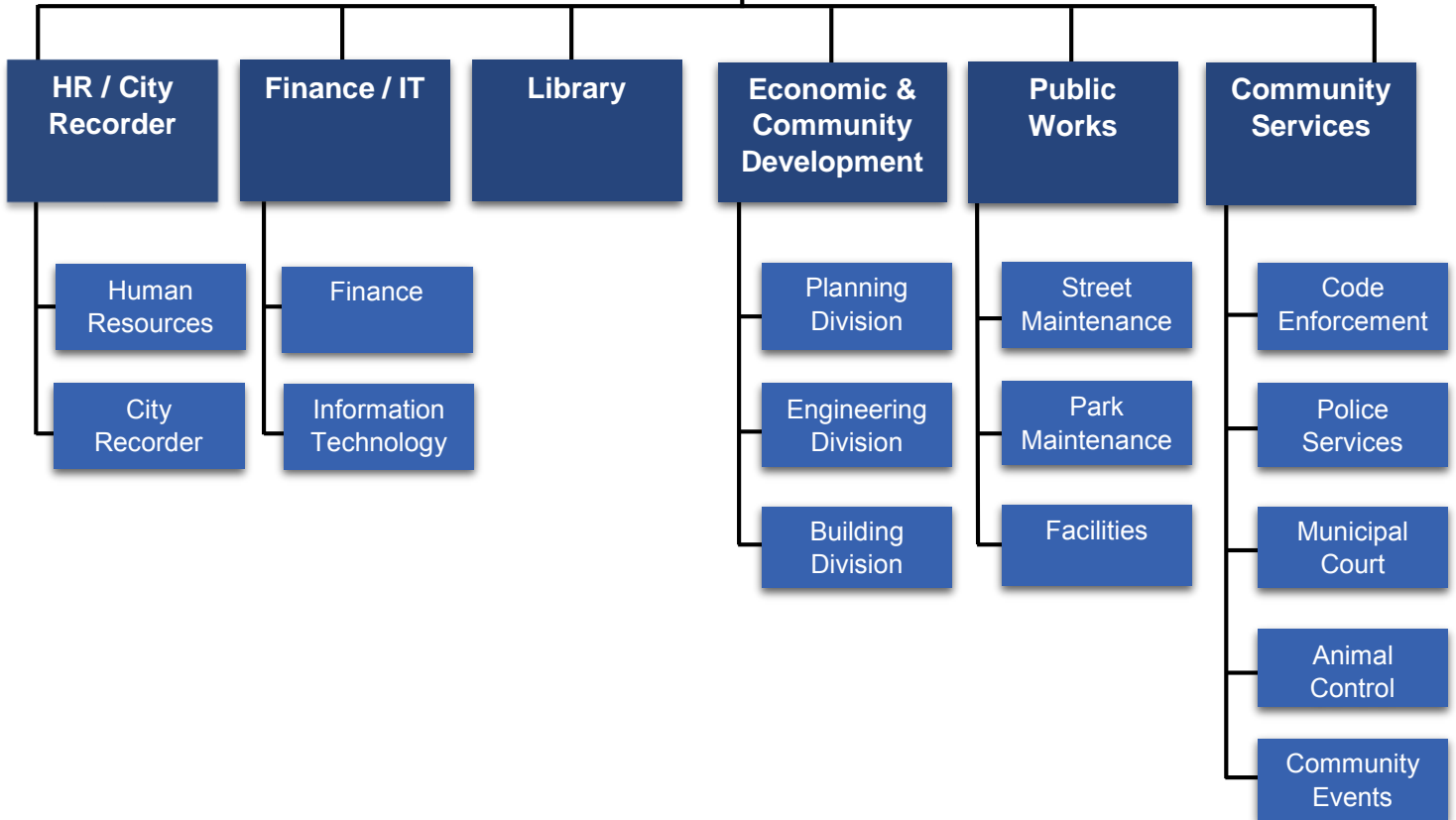
Citizens of Happy Valley



Mayor and Council

City Manager

City Attorney





City of Happy Valley Fiscal Year 2015 - 2016 Budget

Budget Committee			
Heidi Steen	Citizen Volunteer		2015-2018
Diane Morrow	Citizen Volunteer		2015-2018
Kristin Mitchell	Citizen Volunteer		2014-2017
Eric Hern	Citizen Volunteer		2014-2017
Bill Bersie	Citizen Volunteer		2014-2017
Lori DeRemer	Mayor	lorid@happyvalleyor.gov	2015-2018
Michael Morrow	Council President	michaelm@happyvalleyor.gov	2013-2016
Markley Drake	Councilor	markleyd@happyvalleyor.gov	2015-2018
Brett Sherman	Councilor	bretts@happyvalleyor.gov	2015-2018
Tom Ellis	Councilor	tome@happyvalleyor.gov	2013-2016
City Staff			
Jason Tuck	City Manager and Budget Officer	jasont@happyvalleyor.gov	
Barbara Muller	Director of Finance and IT	barbaram@happyvalleyor.gov	
Michael Walter	Economic & Community Development Director	michaelw@happyvalleyor.gov	
Marylee Walden	Director of Human Resources & City Recorder	maryleew@happyvalleyor.gov	
Chris Randall	Public Works Director	chrisr@happyvalleyor.gov	
Steve Campbell	Community Services and Public Safety Director	stevec@happyvalleyor.gov	



City of Happy Valley Fiscal Year 2015 - 2016 Budget

Mission Statement

Preserve and enhance the safety, livability, and character of our community.

Citywide goals:

- Goal 1 Managed growth and economic development*
- Goal 2 Employee development in a quality work environment*
- Goal 3 A safe, livable community with a sense of pride and strong identity*
- Goal 4 Effective relationships with local, regional and state partners*
- Goal 5 Fiscal accountability*
- Goal 6 Environmentally sensible practices*
- Goal 7 Effective and efficient services*



City of Happy Valley Fiscal Year 2015 - 2016 Budget

Budget Message

To The Budget Committee:

I am pleased to present the 2015-16 fiscal year budget. This budget includes a substantial change from the previous budget with the inclusion of the library in the operations of the City. Council made the decision and over the last year staff has worked hard to ensure the library transition will be effective with the 2015-16 fiscal year. We believe inclusion of the library aids in our mission to provide a high level of customer service to our residents.

Economic Outlook

Like much of the nation, the economy of the City has improved. We have had higher revenues and as a result our fund balances increased. Various development projects are in the works and we believe the robust activity will continue but we also remember the economy doesn't always move in the direction we think it will. In this budget we attempt to maintain a balance between spending on current needs and reserving money for the future.

The total for this budget is just over \$30 million and includes about \$28 million of resources excluding transfers between funds and just over \$18 million of expenditures excluding transfers, contingency, and reserves for future expenditures. This budget decreased 12% from last year's total budget of just over \$34 million. Although adding the Library increased the budget that increase was offset by eliminating the Park Fund and decreasing transfers.

Challenges

The City has infrastructure maintenance issues which current revenue sources are insufficient to fund and our permanent tax rate cannot subsidize long term. It is imperative we create a long term plan for funding the maintenance and eventual replacement of assets such as streets and those related to our parks and trails as well as the construction of sidewalks and pedestrian improvements.

In past budgets, we created reserve funds to accumulate money for the inevitable replacement of some, but not all assets, pay off debt, and ensure ongoing operations in an economic downturn. Setting aside money for the future is a prudent idea when it aligns with our overall long term goals. In this budget we strike an equitable balance between how much we spend on current needs and how much we set aside for future long term issues.

Staffing

This budget includes a significant increase in full time equivalent (FTE) staff due to the inclusion of library services. FTE increased 19.15 from the previous budget with 15.15 FTE for library staff and 4.0 FTE for other areas. The 4.0 FTE increase is shown in the Administration department in the General Fund because it is difficult to determine which department may require additional staff.



City of Happy Valley Fiscal Year 2015 - 2016 Budget

Goals and Initiatives

This year marks the 50th anniversary of the city and we have many celebrations planned throughout the year to promote community spirit.

This is the first year of library operations being managed by Happy Valley. We intend to use this year to fully integrate them into the City and to better understand their operating model.

The Public Safety Levy is on the May ballot for renewal of the current rate. After the increased rate did not pass in November the decision was made to go back to the voters with a levy at the \$1.38 per thousand rate. We believe with the improvement in the economy we will collect enough revenue at this rate to support our current level of service. The tax revenue shown in this budget is at the \$1.38 per thousand rate.

Annexations and development continue to grow our City and increase the number of streets which require maintenance. As is the case in most jurisdictions, we have a significant shortfall in revenues required to fund street maintenance at a level consistent with standards. We continue to evaluate alternative revenue sources that can provide adequate funding.

Basis of Budgeting

This budget includes a Library Fund due to the inclusion of library operations into the City beginning with the 2015-16 fiscal year. The Library Fund is a new fund so there is no prior year information. We also discontinue the use of the Pension Reserve Fund and the Park Fund. The Pension Reserve Fund balance was transferred back to the General Fund in the 2015 fiscal year. And although we eliminated the Park Fund we continue to review the long term strategy of the park district to determine if it coincides with the long term strategy of the City.

Fiscal Policies

The City's fiscal policies are consistent with those used during preparation of the previous budget. It is our ongoing goal to balance short term needs and long term goals by creating reserve levels adequate to continue high levels of service during times when activity has waned or funding sources become less predictable.

Conclusion

The addition of the Library, continued development activity, legislative changes, and ongoing infrastructure maintenance requirements provide for a challenging next fiscal year. We believe this budget positions us to evaluate and address those issues while also providing adequate funding for all operations.

Management ensures the success of the budget so I thank them for their input into the creation of this budget. I also want to thank our citizens for their involvement in the process as we work together to provide fiscal accountability

Respectfully submitted,

Jason Tuck,
City Manager and Budget Officer



City of Happy Valley Fiscal Year 2015 - 2016 Budget

Executive Summary

The total 2015-16 budget of \$30,800,854 decreased 10% from the previous year budget of \$34,094,633. This is a result of the addition of the Library Fund of just under \$4.8 million, elimination of the Park Fund of just over \$6 million, a General Fund decrease in transfers out compared to the previous budget, and slight increases in each of the Reserve for Replacement and Public Safety Funds.

Inter-fund transfers are much lower than in the previous budget. The current budget has just over \$2.9 million of inter-fund transfers compared to the \$6.1 million in the previous budget. This difference accounts for \$3.2 million of the decrease from the previous budget. All administrative costs are in the Administration department in the General Fund. Since these functions benefit all departments a cost allocation plan was developed to allocate administrative costs to the various departments and funds. The plan was developed by staff based on the organization as it exists in the new budget. All Transfers Out except those in the General Fund were affected by this new cost allocation plan. Transfers in and out for all funds in this budget are as follows:

	General Fund	Street Fund	Library Fund	Public Safety Fund	Pedestrian Improvement Projects	Reserve for Rplcmnt	Reserve for Debt	Total Interfund Transfers
Transfers In	822,855	-	-	-	-	1,107,000	1,000,000	2,929,855
Transfers Out	(1,350,000)	(296,278)	(976,190)	(274,035)	(33,352)	-	-	(2,929,855)
Total by Fund	(527,145)	(296,278)	(976,190)	(274,035)	(33,352)	1,107,000	1,000,000	-

The overall increase in personnel and contingency in this budget are associated with the addition of the Library. The overall decrease in Capital Outlay is associated with the elimination of the Park Fund.

The total amount designated in this budget as Reserve for Future Expenditures increased from \$5 million in the previous budget to just over \$5.6 million in this budget. This is based on our policy to set aside money when appropriate and includes fees paid in lieu of construction, amounts for mitigation of the cyclical nature of the economy, and amounts for paying off debt. The Street, Reserve for General Operations, and Reserve for Debt Service Funds have amounts reserved for future expenditures.

There are also reserve amounts set aside for the replacement of equipment and facilities. We have developed a schedule to calculate based on replacement value, life of asset, and years until replacement to justify amounts set aside in the Reserve for Replacement Fund. This schedule is reviewed and all items evaluated on an annual basis. The schedule is updated as items are replaced and any new items attained by the City are added to the schedule if they meet the criteria for addition.

Amounts available in the System Development Charges (SDC) Fund expenditures are for items related to the parks and storm drainage capital improvement plans. The amount available for parks is based on the charges collected prior to the City joining the North Clackamas Park and Recreation District. Those amounts are not replenished and so when they are fully expended the SDC Fund will only account for revenues and expenditures related to the storm drainage capital improvement plan.



City of Happy Valley Fiscal Year 2015 - 2016 Budget

The charts below show comparisons between the prior year's budget and the current year budget.

Total Budget				
Fund/Department	2014-15 Budget	2015-16 Budget	Percent Change	Reason for Change
Resources	34,094,633	30,800,854	-10%	Decreased interfund transfers, Park Fund eliminated, Library Fund added
Expenditures by Category:				
Personnel Services	4,526,500	6,594,000	46%	Wage and health benefit increases, 4 FTE increase, added Library personnel
Materials and Services	6,365,950	6,946,823	9%	Increased engineering, planning contract services due to increased development, increased public outreach for City's 50th anniversary celebration, Youth Council, HV merchandise, tourism
Capital Outlay	9,450,047	4,220,805	-55%	Park Fund eliminated
Debt Service	380,000	371,700	-2%	
Transfers	6,143,938	2,929,855	-52%	Transfers per GASB change in the previous budget, No transfer to Gen Ops Fund, transfer higher amount to Debt Service Fund to set aside to pay off debt early
Contingency	2,212,168	4,089,285	85%	Library Fund added
Reserve for Future Exp	5,016,030	5,648,386	13%	Amounts are being set aside based on Budget Reserve Policy and to pay off debt early



City of Happy Valley Fiscal Year 2015 - 2016 Budget

General Fund by Department				
<i>Department</i>	<i>2014-15 Budget</i>	<i>2015-16 Budget</i>	<i>Percent Change</i>	<i>Reason for Change</i>
Total Resources	13,187,003	10,013,955	-24.06%	Lower BFB due to transfers out in previous year
Expenditures:				
Administration				
Personnel Services	1,205,700	1,354,800	12.37%	4 FTE added due to increase in activity.
Materials and Services	928,300	880,400	-5.16%	
Community Services and Public Safety:				
Personnel Services	961,500	1,039,900	8.15%	
Materials and Services	86,500	64,500	-25.43%	Lower Public Safety Related budgeted
Economic and Community Development:				
Personnel Services	1,551,900	1,882,400	21.30%	Increased personnel due to increased development activity
Materials and Services	230,000	236,000	2.61%	
Public Works:				
Personnel Services	335,700	430,600	28.27%	Moved 1 FTE from Streets and 1 FTE from Parks to Public Works Department
Materials and Services	160,000	170,000	6.25%	
Parks:				
Personnel Services	131,800	160,100	21.47%	Increased to 2 FTE with benefits
Materials and Services	390,800	768,000	96.52%	Increase based on Park Grant applied for in current budget
Other:				
Transfers Out	5,369,900	1,350,000	-74.86%	Decreased interfund transfers due to GASB change requirements in previous year, reserve funds at policy levels
Contingency	1,834,903	1,677,255	-8.59%	



City of Happy Valley Fiscal Year 2015 - 2016 Budget

<i>Fund/Department</i>	<i>2014-15 Budget</i>	<i>2015-16 Budget</i>	<i>Percent Change</i>	<i>Reason for Change</i>
Public Safety Fund				
Resources	3,374,000	3,739,824	10.84%	
Expenditures				
Materials and Services	2,665,050	2,790,223	4.70%	
Transfers Out	281,685	274,035	-2.72%	
Contingency	427,265	675,566	58.11%	Lower beginning fund balance budgeted in previous year
Library Fund				
Resources		4,781,154		New fund - no previous numbers
Expenditures				
Personnel Services		1,475,000		New fund - no previous numbers
Materials and Services		593,500		New fund - no previous numbers
Transfers Out		976,190		New fund - no previous numbers
Contingency		1,736,464		New fund - no previous numbers
Street Maintenance Fund				
Resources	2,601,100	2,436,763	-6.32%	
Expenditures				
Personnel Services	339,900	251,200	-26.10%	Moved 2 FTE to Public Works Dept
Materials and Services	301,300	274,200	-8.99%	
Capital Outlay	737,497	585,185	-20.65%	Decrease in available funds
Transfers Out	192,503	296,278	53.91%	New cost allocation plan
Reserved - Future Expenditures	1,029,900	1,029,900	0.00%	
SDC Fund				
Resources	814,400	736,339	-9.59%	Decreasing BFB due to Parks and Trans SDC's no longer collected
<i>Expenditures:</i>				
Capital Outlay	814,400	736,339	-9.59%	Decreasing as Parks and Trans SDC's are expended on projects
Pedestrian Improvement Projects Fund				
Resources	793,000	866,633	9.29%	Increased balance due to level of projects in previous year
<i>Expenditures:</i>				
Materials and Services	10,000	10,000	0.00%	
Capital Outlay	723,150	823,281	13.85%	Increased balance due to level of projects in previous year
Transfers	59,850	33,352	-44.27%	New cost allocation plan



City of Happy Valley Fiscal Year 2015 - 2016 Budget

<i>Fund/Department</i>	<i>2014-15 Budget</i>	<i>2015-16 Budget</i>	<i>Percent Change</i>	<i>Reason for Change</i>
Reserve Funds				
Reserve for General Operations				
Resources	2,000,000	2,000,000	0.00%	Fully funded based on policy
<i>Expenditures:</i>				
Reserve for Future Exp	2,000,000	2,000,000	0.00%	Fully funded based on policy
Reserve for Replacement:				
Resources	2,744,000	3,236,000	17.93%	Increased beginning fund balance and transfers in
<i>Expenditures:</i>				
Materials and Services	1,094,000	1,160,000	6.03%	Higher appropriation to fully fund schedule and includes PEG
Capital Outlay	1,650,000	2,076,000	25.82%	Higher appropriation to fully fund schedule and includes PEG
Reserve for Debt Service				
Resources	2,366,130	2,990,186	26.37%	Increased beginning fund balance and transfers in
<i>Expenditures:</i>				
Principal	215,000	220,000	2.33%	Principal amount per schedule.
Interest	165,000	151,700	-8.06%	Interest amount per schedule.
Reserve for Future Exp	1,986,130	2,618,486	31.84%	Reserve for early payment of debt per policy
Funds Shown for Historical Purposes				
Reserve for Pension:				
Resources	240,000	0	-100.00%	Fund eliminated
<i>Expenditures:</i>				
Transfers	240,000	0	-100.00%	Fund eliminated
Park Fund				
Resources	6,025,000	0	-100.00%	Fund eliminated
<i>Expenditures:</i>				
Materials and Services	500,000	-	-100.00%	Fund eliminated
Capital Outlay	5,525,000	0	-100.00%	Fund eliminated



City of Happy Valley Fiscal Year 2015 - 2016 Budget

Summary of Net Position for the Years 2009 – 2014

The negative change in net position from 2009 through 2011 was due to the lack of development activity within the City. Expenditures increased because depreciation on all City assets continued with no offsetting addition of assets. Increased gas tax collections and development and building is responsible for the revenue uptick in 2011. The decrease in expenditures in that year is due to an increase in capital asset additions. The City accepts streets into our inventory once they are completed. In any year streets are added to the inventory, total expenditures are decreased by the amount of the added streets.

Net position increased in 2012 due to an increase in building activity coupled with a considerable amount of streets added to capital assets. These factors allowed for an increase in the Ending Net Position. Revenues continued their increase in 2013 due to the continued uptick in building and development. Expenditures increased to keep up with activity but over 60% of the expenditure increase is due to a much lower number of streets added in 2013. The Prior Period Adjustment in 2013 was due to implementation of GASB Statement No. 65 Items Previously Reported as Assets and Liabilities. Implementation of the statement changed our reporting of bond issuance costs, intergovernmental revenues, and certain construction related fees.

The economic upturn continues in 2014 with increases in property tax revenue based on higher assessed values within the City and increased development activity revenue, and a refund on a street project completed in a prior year. Expenditures increased due to personnel additions required to accommodate the increase in development activity and maintain a high level of customer service.

The following table shows the change in net position and subsequent change in Ending Net Position for each year.

	2009	2010	2011	2012	2013	2014
Revenue	6,812,676	6,472,267	6,855,253	8,008,085	8,896,753	10,567,581
Expenditures	(7,779,328)	(8,186,597)	(6,929,295)	(6,978,239)	(8,975,109)	(9,667,612)
Change in Net Position	(966,652)	(1,714,330)	(74,042)	1,029,846	(78,356)	899,969
Beginning Net Position	61,735,087	60,768,435	59,054,105	58,980,063	60,009,909	61,418,930
Prior Period Adjustment					1,487,377	
Ending Net Position	60,768,435	59,054,105	58,980,063	60,009,909	61,418,930	62,318,899



City of Happy Valley Fiscal Year 2015 - 2016 Budget

Salary Summary

- This page summarizes salary and benefits for City employees. The combining statement on the following page is used to show the cost for each department and fund. It also shows the Full Time Equivalent (FTE) budgeted for each fund, each department, and the City as a whole. When reviewing FTE remember personnel costs are not apportioned between funds. A methodology was created to determine an amount each dedicated fund would transfer to the General Fund to cover personnel costs attributable to that fund.
- 1.0 FTE equates to a 40-hour per week employee.
- Personnel costs: There is a 5.3% salary increase for current employees. This increase is composed of a 2.3% cost of living adjustment and up to a 3% merit increase. Overall FTE increased 19.15 over the previous budget. This is due to 4 new positions included in the Administration budget for increased activity and 15.15 FTE in connection with the addition of the Library to this budget.
- Benefits required by law are:
 - **FICA**
 - **Tri-Met**
 - **Workers' Compensation**
- Benefits as offered in the City's employee manual include the following:
 - **Medical and Dental Benefits:** The City offers employees medical coverage through CIS Insurance. Employees have the option to choose between Regence Blue Cross and Kaiser Permanente. The costs for these benefits have been estimated to increase 10% for this budget. Employees pay 5% of the premium costs for medical and dental benefits.
 - **Life Insurance:** The City provides a life insurance benefit for employees with a coverage amount of \$15,000.
 - **Retirement (PERS):** The PERS rate for contributions decreased based on bills passed by the State legislature. This budget includes the 2015-17 biennium rates of 14.40% for Tier1 / Tier 2 and 11.08% for OPSRP. The bills passed by the legislature in the last session were partially overturned but this change will not affect rates until July 1, 2017. We believe the City has adequate amounts set aside in the Reserve for General Operations Fund to allow for this change.
 - **Disability Insurance:** The City provides a long term disability insurance benefit for employees with coverage beginning after 90 days. The City also provides an accidental death and dismemberment (AD&D) benefit for employees with a coverage amount of \$15,000.



City of Happy Valley

Fiscal Year 2015 - 2016 Budget

FY 2014-15 Adopted Budget						FY 2015-16 Approved Budget						
Mgmt	Prof and Tech	Bldg Insp	Admin	Library	Total	Mgmt	Prof and Tech	Bldg Insp	Admin	Library	Total	
General Fund												
Administration												
342,400	-	-	428,200	5,000	775,600	Budget	367,700	-	-	498,300	-	866,000
3.00	-	-	7.00		10.00	FTE	3.00	-	-	8.00	-	11.00
Community Services and Public Safety												
100,600	265,100	-	216,900	5,000	587,600	Budget	107,200	287,000	-	245,200	-	639,400
1.00	5.00	-	4.50		10.50	FTE	1.00	5.00	-	5.00	-	11.00
Economic and Community Development												
105,000	280,400	429,700	157,800	5,000	977,900	Budget	111,800	361,500	544,000	174,900	-	1,192,200
1.00	4.00	8.00	1.50		14.50	FTE	1.00	5.00	8.00	3.00	-	17.00
Public Works												
96,800	-	-	104,600	5,000	206,400	Budget	103,100	116,300	-	49,700	-	269,100
1.00	-	-	2.00		3.00	FTE	1.00	2.00	-	1.00	-	4.00
Parks												
-	75,700	-	-	5,000	80,700	Budget	-	91,000	-	-	-	91,000
-	2.00	-	-		2.00	FTE	-	2.00	-	-	-	2.00
Street Maintenance Fund												
-	184,900	-	-	5,000	189,900	Budget	-	148,100	-	-	-	148,100
-	4.00	-	-		4.00	FTE	-	3.00	-	-	-	3.00
Library Fund												
-	-	-	-	-	-	Budget	-	-	-	-	900,000	900,000
-	-	-	-	-	-	FTE	-	-	-	-	15.15	15.15
Total												
644,800	806,100	429,700	907,500	30,000	2,818,100	Budget	689,800	1,003,900	544,000	968,100	900,000	4,105,800
6.00	15.00	8.00	15.00	-	44.00	FTE	6.00	17.00	8.00	17.00	15.15	63.15
Benefits												
					232,900						Taxes	309,500
					917,900						Insurance Benefits	919,800
					532,600						Retirement	658,900
					25,000						Post Employment Benefits	25,000
					1,708,400						Total Benefits	1,913,200
					4,526,500						Total Salaries and Benefits	6,019,000



**City of Happy Valley
Fiscal Year 2015 - 2016 Budget**

General Fund



City of Happy Valley Fiscal Year 2015 - 2016 Budget

General Fund

The General Fund accounts for all financial activities of the City except for those that by law or council decision are accounted for in other funds. The City's General Fund has five distinct departments: Administration, Community Services and Public Safety, Economic and Community Development, Public Works, and Parks.

Revenue Sources

The main sources of revenue in the General Fund are property taxes, franchise fees from utilities operating within the City, land use and construction fees, building permit fees, city's portion of various state shared revenues, municipal court fees, and intergovernmental revenue

Expenditures

The main expenditures within the five departments are personnel and materials and services. General Fund capital outlay is expended in the Reserve for Replacement Fund which receives revenue as a transfer from the General Fund.

	Budget for Fiscal Year 2015 - 2016					
	Preceding 2012-13	Preceding 2013-14	Adopted Budget 2014-15	Proposed	Approved	Adopted
Administration	1,341,352	1,504,877	2,134,000	2,335,200	2,235,200	2,235,200
Community Services and Public Safety	708,235	885,063	1,048,000	1,104,400	1,104,400	1,104,400
Economic and Community Development	1,145,825	1,455,621	1,781,900	2,118,400	2,118,400	2,118,400
Public Works	263,509	292,121	495,700	600,600	600,600	600,600
Parks	235,077	269,525	522,600	952,100	928,100	928,100
Transfers/Contingency	1,605,169	1,506,863	7,204,803	2,903,255	3,027,255	3,027,255
Total	5,299,167	5,914,070	13,187,003	10,013,955	10,013,955	10,013,955



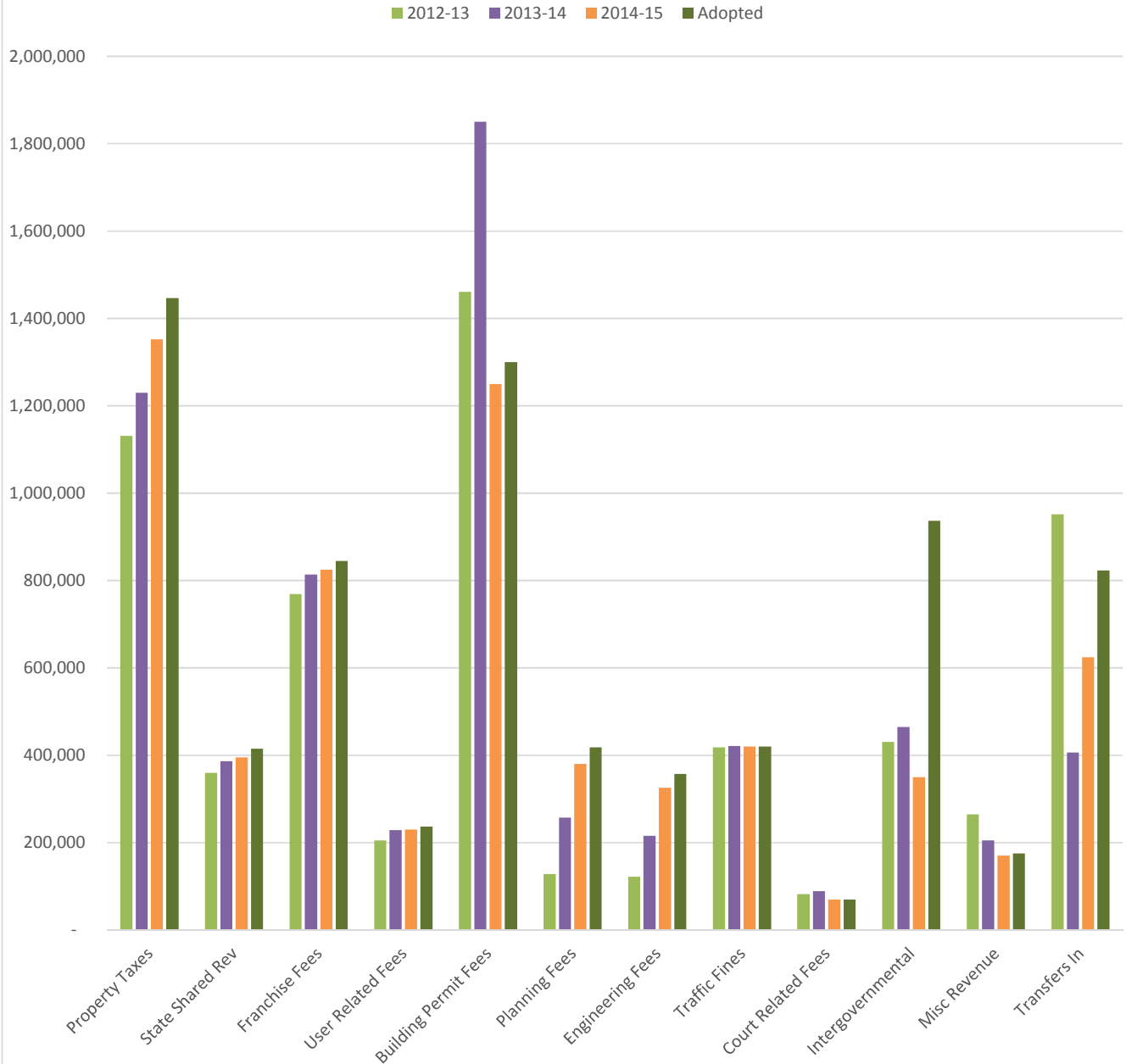
**City of Happy Valley
Fiscal Year 2015 - 2016 Budget**

**General Fund
Resources**

General Fund

Resources	Preceding		Adopted	Est 2014-15	Budget for Fiscal Year 2015-16		Adopted
	2012-13	2013-14	Budget 2014-15		Proposed	Approved	
Property Taxes	1,131,299	1,229,997	1,232,640	1,352,150	1,447,000	1,447,000	1,447,000
State Shared Rev	359,869	386,622	337,575	395,000	415,000	415,000	415,000
Franchise Fees	768,953	813,862	801,650	825,000	845,000	845,000	845,000
User Related Fees	204,762	228,569	200,000	230,000	237,000	237,000	237,000
Building Permit Fees	1,460,960	1,850,301	1,504,800	1,250,000	1,300,000	1,300,000	1,300,000
Planning Fees	128,259	257,370	175,000	380,000	418,000	418,000	418,000
Engineering Fees	121,694	215,683	200,000	325,000	357,500	357,500	357,500
Traffic Fines	418,103	420,854	400,000	420,000	420,000	420,000	420,000
Court Related Fees	82,319	88,782	80,000	70,000	70,000	70,000	70,000
Intergovernmental	430,849	464,607	541,300	350,000	936,500	936,500	936,500
Misc Revenue	264,323	205,004	200,000	170,000	175,100	175,100	175,100
Transfers In	951,144	406,521	624,038	624,038	822,855	822,855	822,855
Total Revenues	6,322,534	6,568,172	6,297,003	6,391,188	7,443,955	7,443,955	7,443,955
Beginning Fund Balance	4,924,089	5,947,458	6,890,000	6,601,559	2,570,000	2,570,000	2,570,000
Total Resources	11,246,623	12,515,630	13,187,003	12,992,747	10,013,955	10,013,955	10,013,955

General Fund Revenue





City of Happy Valley Fiscal Year 2015 - 2016 Budget

General Fund Resources

Beginning Fund Balance: Funds available but not spent during the previous fiscal year.

Property Taxes: The City's permanent tax rate is \$0.671 per thousand dollars and is levied on the assessed value of property within the City as determined under current state law. Includes taxes levied in prior years but collected in the current year.

State Shared Revenues: Includes 20% of liquor receipts distributed monthly to cities on a per capita basis with statutory authorization for distribution in ORS 471.810(a)(b) and 471.810(1)(d) and 14% of liquor revenues paid quarterly to cities based on formula outlined in the ORS 221.770. HB3601 passed in the 2013 Special Session and implemented January 1, 2014 raised the cigarette tax 13 cents. Although the tax per pack increased cities will not receive any additional proceeds. Two 2 cents of the \$1.31 per pack cigarette tax is distributed monthly to cities on a per capita basis with statutory authorization for distribution in ORS 323.445. Population estimates compiled each July by Portland State University's Center for Population Research are certified in January of the following year and thereafter govern the distributions. These funds may be used for general city operations.

Franchise Fees: Revenues related to franchise fee and privilege tax agreements with utilities operating within the City. Fees are based on revenues earned within the City limits. City ordinances require the following fees: Electric 5% (3.5% General Purpose and 1.5% Privilege Tax), Telephone 7%, Cable TV 5% (includes FIOS), and Natural Gas 5.94%.

The PGE 1.5% Privilege Tax is receipted directly in the Pedestrian Improvement Projects Fund.

User Related Fees: Includes fees paid to operate within or use services provided by the City. These include facility rental charges, cell phone tower rental fees, park reservation fees to reserve space at Happy Valley Park, bi-annual alarm permits, late payment and false alarm assessments, burn permits, registration fee for any dog 6 months or older, fees to operate a business within the City, fee for passport photos and process filing for US Customs, Metro business license program revenue.

Building Permit Fee: Residential and commercial, new and remodel inspection permits. Plan review for residential and commercial buildings including commercial buildings requiring a fire life safety plan. Permits and fees for mechanical inspection, plumbing inspection, and single lot erosion control. Other building permits not listed above such as: re-inspection, statewide Minor Label program revenue from the State of Oregon for performing plumbing and mechanical inspections, septic tank or sewer line abandonment, connection of public lateral to private homeowner sewer, residential construction sidewalk and driveway approach inspection, and certificates of occupancy.



City of Happy Valley Fiscal Year 2015 - 2016 Budget

General Fund Resources

Planning Fees: Includes all categories of development fees including fees by type of application and fees associated with a cost per lot to be developed. Fees are set to cover staff time and all related costs.

Engineering Fees: Includes fees to cover improvement plan review, overall development, erosion sediment control plan review, and periodic construction supervision of public improvements by the City to ensure compliance with National, State, Regional, and City standards.

Traffic Fines: Fines imposed in the Happy Valley Municipal Traffic Court.

Court Related Fees: Includes state and county fees associated with Traffic Court fines, municipal code violation fines, traffic safety class for persons who commit minor traffic infractions, fee to review variance applications and monitor for non-compliance issues.

Intergovernmental: Revenue from other municipalities or governmental agencies such as NCPRD for maintenance of parks, solid waste franchise fees, 5% of park SDCs, 5% of Metro Construction Excise tax, 3% of North Clackamas School District Construction Excise Tax and fees to cover administrative costs, payments from other jurisdictions for code enforcement, building inspection, street sweeping services provided, and grant revenue received from other municipalities or governmental agencies.

Misc Revenue: Includes but not limited to: unanticipated income for copy fees, refunds, donations and fund-raising to defray community events costs, interest income from cash in the Local Government Investment Pool, grant revenue received from other than governmental agencies.

Transfers In: From other funds to cover respective portion of allocated costs associated with administration.



**City of Happy Valley
Fiscal Year 2015 - 2016 Budget**

***General Fund
Administration***



City of Happy Valley Fiscal Year 2015 - 2016 Budget

General Fund Administration

Manager: Barbara Muller, CPA

Administration consists of the Office of the City Manager, Human Resources, City Recorder, Risk, Finance, and Information Technology.

City Manager

The Office of the City Manager is responsible for governmental coordination/cooperation, program evaluation/management, management of City staff, Council coordination/communication, special project management, implementation of Council goals and policies, fiscal responsibility/transparency, and franchise agreement negotiation/administration.

Staff members include the City Manager, Policy Analyst, and Executive Assistant.

Human Resources/City Recorder/Risk Management

Human Resources is responsible for ensuring comprehensive competitive benefit packages, providing strategic interaction with departments to attract, hire, and retain top candidates for each position, work collaboratively to provide the best outcomes to challenges related to employees as they occur.

The City Recorder is responsible for the maintenance of official Ordinances and Resolutions and records pertaining to the City Council, liaison with the Clackamas County Recorder's Office, as well as all archival responsibilities for City records. The City Recorder also acts as the Elections Officer, ensuring all applicable laws are adhered to during the course of all elections within the City.

Risk management includes 1) identification of risk 2) risk assessment including minimizing exposures wherever practicable 3) transfer of risk utilizing risk management and insurance strategies 4) implementation and ongoing monitoring of the risk management plan 5) review and revision as needed. Administration and evaluation of Contracts, Intergovernmental Agreements, Bonds and other forms of financial guaranty which the City regularly requires for both developments within the City, as well as for projects initiated by the City Council. Management of the City's insurance program including Property, Casualty, and Workers' Compensation.

Staff members include the City Recorder/Director of Human Resources.



City of Happy Valley Fiscal Year 2015 - 2016 Budget

General Fund Administration

Finance and Information Technology Department

Finance is responsible for management of all financial aspects in accordance with generally accepted accounting principles and Federal and State regulations, maintenance of automated systems to provide useful accurate financial information to internal and external users, creation of annual budget per local budget statutes, creation of financial statements, management of annual audit process, manage banking and investments.

Information Technology manages City servers, WAN and LAN, computer and peripheral equipment, all software programs tailored specifically to meet the varying needs of staff.

Staff members include the Finance Director, Senior Accountant, and IT Administrator.

Budget Summary:

	Preceding		Adopted	Budget For Fiscal Year 2015 - 2016		
	2012-13	2013-14	2014-15	Proposed	Approved	Adopted
Personnel Services	858,641	840,013	1,205,700	1,454,800	1,354,800	1,354,800
Material and Services	482,711	664,864	928,300	880,400	880,400	880,400
Total	1,341,352	1,504,877	2,134,000	2,335,200	2,235,200	2,235,200

General Fund

Expenditures	Preceding		Adopted	Est	Budget for Fiscal Year 2015-16		
	2012-13	2013-14	Budget 2014-15	2014-15	Proposed	Approved	Adopted
Administration							
Management	325,663	338,260	342,400	339,000	367,700	367,700	367,700
Admin/Support	240,023	198,662	428,200	229,000	493,300	493,300	493,300
Overtime	221	-	5,000	-	5,000	5,000	5,000
Post employment benefits	43,339	16,536	25,000	30,000	125,000	25,000	25,000
Taxes	42,782	42,588	64,300	44,000	74,500	74,500	74,500
Insurance Benefits	108,852	143,316	193,600	157,000	210,700	210,700	210,700
Retirement Plan	97,761	100,651	147,200	120,000	178,600	178,600	178,600
Total Personnel Services	858,641	840,013	1,205,700	919,000	1,454,800	1,354,800	1,354,800
Office Supplies	20,793	38,394	33,000	49,000	52,400	52,400	52,400
Professional Development	63,262	89,410	96,800	125,000	130,000	130,000	130,000
Utilities	79,408	78,051	80,000	80,000	96,000	96,000	96,000
Public Accountability	16,844	31,468	36,000	30,000	33,000	33,000	33,000
Repairs & Maintenance	29,448	39,426	42,000	42,000	45,000	45,000	45,000
Facility & Office Service Contracts	59,621	103,960	110,000	110,000	115,000	115,000	115,000
Public Outreach	58,571	119,119	150,000	125,000	150,000	150,000	150,000
General Operating	69,272	93,105	128,500	100,000	107,000	107,000	107,000
Legal	39,257	66,173	102,000	67,000	102,000	102,000	102,000
Contract Services	46,235	5,758	150,000	8,100	50,000	50,000	50,000
Total Materials and Services	482,711	664,864	928,300	736,100	880,400	880,400	880,400
Total Administration	1,341,352	1,504,877	2,134,000	1,655,100	2,335,200	2,235,200	2,235,200



City of Happy Valley Fiscal Year 2015 - 2016 Budget

General Fund Expenditures, Administration

Personnel:

Salaries: City Manager, Director of Finance and IT, Director of Human Resources/City Recorder, Executive Assistant, Senior Accountant, IT Administrator, Policy Analyst, Executive Assistant

Benefits: Unemployment claims, retirement incentives, employer portion of FICA and Tri-met taxes, medical and dental benefits (employees pay 5% of premium costs), life, disability, and workers' compensation insurance, payments to PERS system for both the employer percentage and 6% employee portion.

Materials and Services:

Office Supplies: General office supplies, postage, computer and technology items less than \$5,000.

Professional Development: Training, travel, and meals related to City business, annual membership and professional organization dues, certifications, subscriptions, and books for staff budgeted under Administration and City Council. Also includes employee recognition and appreciation programs.

Utilities: All utilities include gas, electricity, trash, recycling, phone services, water, storm, and sewer for all City facilities excluding the Library and the Community Policing Center.

Public Accountability: Legal notices, website hosting of Municipal Code, financial audit.

Public Outreach: Monthly newsletter costs (portion allocated to the Public Safety Fund). Costs associated with the City's annexation program. Brochures and information regarding permit and inspection procedures. Merchandise for sale with the City logo.

Repairs and Maintenance: Repairs, improvements, maintenance, recycling costs, and cleaning supplies for the City Hall building and systems.

Facility and Office Service Contracts: Annual maintenance and service contracts related to the City's facilities and operations. This includes the accounting system, internet services, website, document management, network, computer software, facility access and security, elevator, HVAC, and janitorial services maintenance agreements.

General Operating: Property, General Liability and Automobile insurance pooled through the League of Oregon Cities, banking fees, payroll service, other miscellaneous fees, expenses for City sponsored events with other civic entities, costs associated with recruiting and hiring.

Legal: Legal expenses pertaining to all General Fund departments.

Contract Services: Services required beyond the scope of staff and items requested by Council.



**City of Happy Valley
Fiscal Year 2015 - 2016 Budget**

General Fund

***Community Services/Public Safety
Department***



City of Happy Valley Fiscal Year 2015 - 2016 Budget

General Fund Community Services and Public Safety

Manager: Steve Campbell

Community Services and Public Safety consists of Police, Emergency Management, Code Enforcement, Animal Control, Municipal Court/Juvenile Diversion and Public Information & Services.

Police/Emergency Management

Police/Emergency Services works in coordination with the Clackamas County Sheriff's Office and Clackamas Fire District #1 for public safety and emergency services, oversees the police contract including; police staffing, mission/goals and general police services. Maintain safety through prevention of events that could endanger the safety of the public, maintain crime prevention programs, coordinate public forums (Traffic & Public Safety Committee) for citizens to address safety concerns, develop Emergency Operations Plan, Hazard Mitigation Plan and Continuity of Operations Plan, serve as Emergency Manager, serve as Incident Commander when Emergency Operations Center enacted.

Staff members include the Community Services and Public Safety Director and an Administrative Assistant.

Contract includes, a part-time Police Chief, Sergeants (2), traffic enforcement officer (1), detective (1), patrol officers (6) and non-sworn community services officer (1).

Code Enforcement & Animal Control

Municipal code enforcement, and animal control enforcement occurs through its code officers and volunteers with prompt, professional response to complaints and strives to increase code compliance through pro-active enforcement and effective communication and mediation with citizens, businesses, builders/developers and neighbors. Officers and volunteers utilize the code compliance function as early detection mechanism for other problem situations that may be present in the neighborhood. Oversees the crime prevention program and crime watch volunteers to patrol parks, schools and open spaces. Reconnect lost or found animals with their owners through licensing records and chip ID recognition. Investigates animal neglect and abuse complaints. Educate owners about animal laws regarding the benefits of a properly licensed pets.

Staff members include the Code Enforcement Supervisor, Code Enforcement Officers (2) and volunteers (2 to 6).

Municipal Court / Juvenile Diversion

Administers judicial resolution of minor traffic and parking violations, minors in possession of alcohol and tobacco and City ordinance infractions. Court staff oversees the administrative duties of enrollment, instruction and compliance monitoring of its traffic safety and fireworks diversion classes to those who qualify for this educational component of the court process. Court staff resolve specified offenses through compliance, diversion, or non-contested payment. Juvenile Diversion grants low level youth offenders the opportunity to perform community service.

Staff members include Court Clerks (2) Juvenile Diversion Contractor (1).



City of Happy Valley Fiscal Year 2015 - 2016 Budget

Public Information & Services

Serve as the bridge between our city government, local media, citizens and the business community. Serve as the Public Information Office, manage the newsletter, press releases, community radio station, city website, and City social media. Serve as liaison to the Happy Valley Business Alliance. Oversee Happy Valley Youth Council program, tourism program, passport services program, park and sports field reservations, residential tree permits, business licenses, special event permits, filming permits, alarm permits, burn permits and animal licensing. Organize community events such as the 4th of July Family Festival, National Night Out, Summer Concerts, Safety Fair, Harvest Fest, Tree Lighting, and Dumpster Day. Provide assistance for major, profit and non-profit events, HOA liaison to share knowledge regarding city ordinances and other neighborhood issues. Coordinates school activities involving the city government, manages the city's volunteer program including blood drives and community service projects. Manages the solid waste franchise, city store and marketing. Staff members include Administrative Assistants (2) Program Coordinators (2) Communications Specialist (1).

Budget Summary:

	Preceding		Adopted	Budget For Fiscal Year 2015 - 2016		
	2012-13	2013-14	2014-15	Proposed	Approved	Adopted
Personnel Services	670,908	837,958	961,500	1,039,900	1,039,900	1,039,900
Material and Services	37,327	47,105	86,500	64,500	64,500	64,500
Total	708,235	885,063	1,048,000	1,104,400	1,104,400	1,104,400

General Fund

Expenditures	Preceding		Adopted	Est	Budget for Fiscal Year 2015-16		
	2012-13	2013-14	Budget 2014-15	2014-15	Proposed	Approved	Adopted
Community Services and Public Safety							
Management	91,525	101,354	100,600	99,000	107,200	107,200	107,200
Community Services Officers	139,119	160,640	165,300	129,500	175,800	175,800	175,800
Court Staff	88,159	97,137	99,800	99,800	106,200	106,200	106,200
Admin/Support	98,837	190,236	216,900	200,000	245,200	245,200	245,200
Overtime	4,452	-	5,000	-	5,000	5,000	5,000
Taxes	33,147	44,393	48,600	44,000	58,200	58,200	58,200
Insurance Benefits	138,889	142,094	214,000	150,000	210,700	210,700	210,700
Retirement Plan	76,780	102,104	111,300	93,500	131,600	131,600	131,600
Total Personnel Services	670,908	837,958	961,500	815,800	1,039,900	1,039,900	1,039,900
Dept Supplies	-	3,876	5,000	5,000	5,500	5,500	5,500
Professional Development	8,528	12,463	21,000	18,500	20,000	20,000	20,000
Public Safety Related	28,215	25,801	55,000	31,000	34,000	34,000	34,000
Contract Services	584	4,965	5,500	-	5,000	5,000	5,000
Total Materials and Services	37,327	47,105	86,500	54,500	64,500	64,500	64,500
Total Community Services and Public Safety	708,235	885,063	1,048,000	870,300	1,104,400	1,104,400	1,104,400



City of Happy Valley Fiscal Year 2015 - 2016 Budget

General Fund Expenditures, Community Services and Public Safety

Personnel:

Salaries: Director of Community Services and Public Safety, Code Enforcement Supervisor, Code Enforcement Officer Code (2), Court Clerks (2), Administrative Assistant (2), Program Coordinator (2), Communications Specialist (1).

Benefits: Items paid from these line items include: Unemployment claims as the City is self-insured for unemployment, any retirement incentives offered, FICA and Tri-met taxes paid by the City, medical and dental benefits paid for employees (employees pay 5% of the premium costs), life, disability, and workers' compensation insurance, payments into the PERS system for both the employer percentage and the 6% pick up employee portion.

Materials and Services:

CSPS Supplies: Supplies other than Office Supplies needed for the various functions included in this department as well as equipment below the capital item threshold. Includes but not limited to items to provide photo passport and process filing for US Customs and supplies needed in case of emergencies as stipulated in grant agreements.

Professional Development: Training, travel, and meals related to City business, annual membership dues to professional organization, certifications, subscriptions, and books for staff. Training in code enforcement, emergency services, animal control, and any of the various services provided by the department.

Public Safety Related: Lodging costs associated with non-licensed animals found in the City per requirement the City shelter animals in custody. Judge for Municipal Court sessions, translation services including signing to aid communication between defendants and court staff, student books and materials for Driver Safety Classes, and City's portion of costs for administering juvenile diversion program.

Contract Services: Contract services for nuisance abatement. The City contracts services to remove nuisances on private property if court ordered abatement fails.



**City of Happy Valley
Fiscal Year 2015 - 2016 Budget**

General Fund

***Economic and Community Development
Department***



City of Happy Valley Fiscal Year 2015 - 2016 Budget

General Fund Economic and Community Development

Manager: Michael D. Walter, AICP

The Economic and Community Development Department consists of three divisions, the Planning & Economic Development Division; the Engineering Division; and, the Building Division. Each has specific responsibilities, though many are inter-departmental responsibilities in relation to development reviews.

Planning and Economic Development Division

Guide residential, institutional, commercial and industrial growth to facilitate improvement of quality of life of our residents. Provide information and assistance to developers and the general public about development requirements, the planning process, and Planning Commission and City Council procedures. Optimize land development, confirm compliance with adopted land use regulations and policies, and ensure development projects enhance the functional and visual characteristics of the community. Provide technical review of preliminary and final subdivision plats, design review, transportation planning, environmental planning, landscape plan review, annexations, development agreements, and long range planning.

Coordinate planning and economic development efforts with other city departments and local, regional, and state planning agencies and organizations. Review, research, and update our Comprehensive Plan and Land Development Code to be certain it meets the goals prescribed by regional and state planning agencies as well as City Council, Planning Commission, and Design Review Board.

Promote the development and expansion of commercial, industrial and health care sector businesses. Promote the annexation of properties in order to provide future economic development opportunities and residential growth.

Staff members include the Economic and Community Development Director, Senior Planner (2), Planning Assistant.

Engineering Division

Oversee construction and improvement of city facilities and infrastructure, provide public works related inspections, review plans, monitor construction activities, and submit grant applications. Provide strategic planning related to new development, transportation improvements, utilities, city-supported public works programs and capital improvement projects in conjunction with other city departments.

Provide city residents a high level of customer service relative to street construction, improvements, maintenance and repairs, and public rights-of-way. Coordinate surface water issues with Water Environment Services (WES) of Clackamas County. Coordinate with the Traffic and Public Safety Committee, City Traffic Engineer, Code Enforcement, and Public Works Director regarding the installation and maintenance of signage and traffic control devices within public rights-of-way. Coordinate with Public Works on street cleaning including; sweeping, debris pick-up and hazardous spill removal coordination, and MS4 reporting. Review construction plans for compliance with national, regional and city standards and oversee construction and improvement projects relative to new development and growth within the city.



City of Happy Valley Fiscal Year 2015 - 2016 Budget

General Fund Economic and Community Development

Oversee capital, upgrade, and public improvement projects within the public rights-of-way, utilizing System Development Charges for capital projects. Update Street Inventory Pavement Management Program and conduct feasibility studies regarding street pre-design. Work with the other departments relative to new site development, city code compliance, and final plat review to assure compliance with conditions of approval. Maintain and updates as necessary the City's Construction Design Standards.

Staff members include the Engineering Manager and Civil Engineer.

Building Division

Provide code administration, inspection, plan review and permit services integral to the safe and effective construction of structures in the City. Services provided to architects, engineers, contractors, and members of the public who need code interpretation of various specialty codes. Maintain updated copies of Oregon's construction codes and rules for use within the jurisdiction. Ensure organizations are operating in compliance with appropriate laws, individuals are properly licensed, and products meet legal specifications.

Permit and inspection services provided for structural, mechanical, electrical, and plumbing permits. Issue permits to administer and enforce the state's building codes including plan review for construction. Recognize and meet the work plan and program standards mandated through the Tri-County Service Board (State of Oregon Building Codes Division Northwest Regional Office).

Issue timely building permits for construction projects following submission of complete permit applications and plans. Accomplish all requested building inspections within 24 hours of date of request. Respond to public concerns within 48 hours from date received. Provide inspection services and plan review to the City of Milwaukie and City of Oregon City per existing Intergovernmental Agreements. Allow for, facilitate, and encourage alternate methods of construction and or materials. Provide code resources for architects, engineers, building contractors and homeowners. Uniformly administer and enforce the state building codes, city ordinances and policies that set standards for construction.

Staff members include the Building Official, Asst. Building Official/Structural Engineer, Chief Plumbing Inspector, Plans Examiner, Building Inspectors (3), and Permit Technicians (3).

Budget Summary:

	Preceding		Adopted	Budget For Fiscal Year 2015 - 2016		
	2012-13	2013-14	Budget 2014-15	Proposed	Approved	Adopted
Personnel Services	1,037,781	1,326,466	1,551,900	1,882,400	1,882,400	1,882,400
Material and Services	108,044	129,155	230,000	236,000	236,000	236,000
Total	1,145,825	1,455,621	1,781,900	2,118,400	2,118,400	2,118,400

General Fund

Expenditures	Preceding		Adopted	Est	Budget for Fiscal Year 2015-16		
	2012-13	2013-14	Budget 2014-15	2014-15	Proposed	Approved	Adopted
Economic & Community Development							
Management	94,694	105,763	105,000	103,500	111,800	111,800	111,800
Planning	50,669	102,956	124,100	123,000	134,200	134,200	134,200
Engineering	130,534	148,017	156,300	151,000	227,300	227,300	227,300
Building Inspect/ Plan Exam	330,471	421,439	429,700	480,000	539,000	539,000	539,000
Admin/Support	102,794	115,318	157,800	135,000	174,900	174,900	174,900
Overtime	20	-	5,000	-	5,000	5,000	5,000
Taxes	56,641	72,393	81,200	79,000	118,300	118,300	118,300
Insurance Benefits	146,804	215,693	307,000	300,000	325,600	325,600	325,600
Retirement Plan	125,154	144,887	185,800	160,000	246,300	246,300	246,300
Total Personnel Services	1,037,781	1,326,466	1,551,900	1,531,500	1,882,400	1,882,400	1,882,400
Dept Supplies	-	2,457	5,000	8,000	9,000	9,000	9,000
Professional Development	12,700	17,046	30,000	25,000	27,000	27,000	27,000
Contract Services	95,344	109,652	195,000	198,000	200,000	200,000	200,000
Total Materials and Services	108,044	129,155	230,000	231,000	236,000	236,000	236,000
Total Economic & Community Development	1,145,825	1,455,621	1,781,900	1,762,500	2,118,400	2,118,400	2,118,400



City of Happy Valley Fiscal Year 2015 - 2016 Budget

GENERAL FUND Expenditures, Economic and Community Development

Personnel:

Salaries: Director of Economic and Community Development, Planners (2), Planning Assistant, Engineers (2), Building Official, Asst Building Official/Structural Engineer, Chief Plumbing Inspector, Plans Examiner, Building Inspectors (3), Permit Technicians (3)

Benefits: Items paid from these line items include: Unemployment claims as the City is self-insured for unemployment, any retirement incentives offered, FICA and Tri-met taxes paid by the City, medical and dental benefits paid for employees (employees pay 5% of the premium costs), life, disability, and workers' compensation insurance, payments into the PERS system for both the employer percentage and the 6% pick up employee portion.

Materials and Services:

ECD Supplies: Supplies other than Office Supplies needed for the various functions included in this department as well as equipment below the capital item threshold.

Professional Development: Training, travel, and meals related to City business, annual membership dues, professional organization dues, certifications, subscriptions, professional and code books. Annual membership dues paid to local and national planning, engineering and building associations, Regional Partners dues, and Oregon Economic Development Association dues

Contract Services: Contract for review of City transportation issues and reviewing development applications. Consulting professional engineer responsible for evaluating traffic safety and control issues throughout the City, provide assistance with construction plans, plat review, and project close out if needed, may include professional staff for erosion control permitting and inspections, as well as assistance with the green streets design standards. Code revision and project work related to growth and future expansion most of which is proposed to be funded by grants. Costs associated with development of required legal descriptions for annexations. Fees paid to METRO for annexation. Costs associated with special projects, over-load current planning review, municipal code updates, and economic development plan assistance.



**City of Happy Valley
Fiscal Year 2015 - 2016 Budget**

General Fund

Public Works Department



City of Happy Valley Fiscal Year 2015 - 2016 Budget

General Fund Public Works

Manager: Chris Randall

Public Works

Oversee operations related to the maintenance of City facilities and infrastructure, manage and maintain quality public roads, parks, trails, storm drains, open spaces, and other infrastructure for the residents of the City. Provide quality community services for the health and safety of residents and the environment. Provide high level of customer service related to street construction, implementation, maintenance and repair, public rights-of-way maintenance and repair, coordination of surface water issues with Water Environment Services, installation and maintenance of signage within public rights-of-way, street sweeping, debris pickup-up, and hazardous spill removal coordination. Coordinate work efforts of volunteers and community work force, work with committees to address existing and anticipated concerns and goals of the community. Promote recycling and sustainability practices through building maintenance. Work with the other departments to maintain a Safety Committee, coordinate issues related to public rights-of-ways, event staffing, warning sign installation and maintenance, surface water issues, feasibility studies, forecasting, and master planning projects.

Staff members include the Public Works Director, Utility Worker II – WES Street Sweeping, Heavy Equipment Mechanic, and Administrative Assistant.

Budget Summary:

	Preceding		Adopted	Budget For Fiscal Year 2015 - 2016		
	2012-13	2013-14	Budget 2014-15	Proposed	Approved	Adopted
Personnel Services	184,635	201,720	335,700	430,600	430,600	430,600
Material and Services	78,874	90,401	160,000	170,000	170,000	170,000
Total	263,509	292,121	495,700	600,600	600,600	600,600

General Fund

Expenditures	Preceding		Adopted	Est	Budget for Fiscal Year 2015-16		
	2012-13	2013-14	Budget 2014-15	2014-15	Proposed	Approved	Adopted
Public Works							
Management	87,807	93,879	96,800	94,000	103,100	103,100	103,100
Staff	31,737	35,888	104,600	100,000	161,000	161,000	161,000
Overtime	-	-	5,000	-	5,000	5,000	5,000
Taxes	8,473	10,271	16,900	12,000	30,000	30,000	30,000
Insurance Benefits	32,720	35,746	73,900	50,000	76,700	76,700	76,700
Retirement Plan	23,898	25,936	38,500	27,500	54,800	54,800	54,800
Total Personnel Services	184,635	201,720	335,700	283,500	430,600	430,600	430,600
Dept Supplies	13,633	13,226	14,000	13,000	14,000	14,000	14,000
Professional Development	3,750	4,677	5,000	5,000	6,000	6,000	6,000
Vehicle Operation & Main.	24,600	35,624	31,000	35,000	38,000	38,000	38,000
Repairs & Maintenance	36,891	36,874	40,000	37,000	42,000	42,000	42,000
Contract Services	-	-	70,000	50,000	70,000	70,000	70,000
Total Materials and Services	78,874	90,401	160,000	140,000	170,000	170,000	170,000
Total Public Works	263,509	292,121	495,700	423,500	600,600	600,600	600,600



City of Happy Valley Fiscal Year 2015 - 2016 Budget

General Fund Expenditures, Public Works

Personnel:

Salaries: Public Works Director, Utility Worker II - WES Street Sweeping Contract, Heavy Equipment Mechanic, Administrative Assistant

Benefits: Items paid from these line items include: Unemployment claims as the City is self-insured for unemployment, any retirement incentives offered, FICA and Tri-met taxes paid by the City, medical and dental benefits paid for employees (employees pay 5% of the premium costs), life, disability, and workers' compensation insurance, payments into the PERS system for both the employer percentage and the 6% pick up employee portion.

Materials and Services:

Public Works Supplies: Supplies and materials for repairs and continued operation of Public Works facilities. Safety equipment worn by Public works staff for protection from injury such as hardhats, boots, gloves and safety goggles.

Professional Development: Training, travel, and meals related to City business, annual membership dues, professional organization dues, certifications, subscriptions, professional and code books. Training classes and certifications on subjects such as insecticide/herbicide use, road maintenance, safety, construction, first aid and flagman training. Staff membership in Public Works/Environmental associations, such as the American Public Works Association (APWA), Association of Clean Water Agencies (ACWA), Regional Erosion Prevention Awards program, and Pacific Northwest Clean Water Association (PNCWA).

Vehicle Operation & Maintenance: Operation, repair, and maintenance of all General Fund vehicles.

Repairs and Maintenance: Maintenance and repairs of non-vehicular equipment such as upkeep of trees, shrubs, and landscape in the public rights of way to maintain our Tree City USA status. Equipment rented during special projects. Repairs, improvements, maintenance, recycling costs, and cleaning supplies for all City buildings and systems excluding the Library and the Community Policing Center.

Contract Services: Public Works feasibility study and project engineering.



**City of Happy Valley
Fiscal Year 2015 - 2016 Budget**

General Fund

Parks Department



City of Happy Valley Fiscal Year 2015 - 2016 Budget

General Fund Parks

Manager: Chris Randall

Parks

The City annexed into the North Clackamas Parks and Recreation District (NCPRD) as of July 1, 2007 as a result of a voter election. Per the Intergovernmental Agreement (IGA) with NCPRD the City Parks Department provides continued maintenance of the following: Happy Valley City Park, Mt. Scott Creek Trail, Rebstock Park, Happy Valley Wetland Park, Happy Valley Nature Park, City owned open spaces, and City owned trails. The Parks Department also provides operations and maintenance of the splash pad, restrooms, playground structures and wooden walking paths. The IGA with NCPRD expired September 2012. The City Council and NCPRD agreed to two, one year extensions of the IGA which moves the expiration date to September 2014. Negotiations are currently underway between the City and NCPRD.

Ensure a clean, safe environment, including friendly park personnel on a daily basis. Provide a high level of customer service regarding the picnic areas, sport fields, splash pad, boardwalk, park equipment, and playgrounds. Work with volunteers who may provide improvements to parks and the trail systems. Conduct documented park inspections once a month, provide staff support for City sponsored and endorsed park activities, maintain trail systems, and assist with construction of new trails and trail connections using City and volunteer labor. Maintain irrigation system to provide healthy turf and conserve water, semiannually top dress and fertilize all sports fields for optimum use throughout the year. Assist in the planning and construction of new park facilities, promote recycling and sustainability practices, and meet quarterly with the Parks Advisory Committee to discuss capital projects.

Staff members include a Utility Worker II and a Utility Worker I.

Budget Summary:

	Budget For Fiscal Year 2015 - 2016					
	Preceding		Adopted	Proposed	Approved	Adopted
	2012-13	2013-14	Budget 2014-15			
Personnel Services	116,564	135,800	131,800	160,100	160,100	160,100
Material and Services	118,513	133,725	390,800	792,100	768,000	768,000
Total	235,077	269,525	522,600	952,200	928,100	928,100

General Fund

Expenditures	Preceding		Adopted	Est	Budget for Fiscal Year 2015-16		
	2012-13	2013-14	Budget 2014-15	2014-15	Proposed	Approved	Adopted
Parks							
Parks Staff	92,332	95,960	75,700	84,000	86,000	86,000	86,000
Overtime	768	-	5,000	-	5,000	5,000	5,000
Taxes	6,455	7,911	6,400	7,000	12,700	12,700	12,700
Insurance Benefits	3,303	19,297	30,200	25,000	38,500	38,500	38,500
Retirement Plan	13,706	12,632	14,500	13,500	17,900	17,900	17,900
Total Personnel Services	116,564	135,800	131,800	129,500	160,100	160,100	160,100
Park Supplies	13,245	16,041	24,000	15,500	17,000	17,000	17,000
Professional Development	175	1,783	3,500	15,000	12,000	12,000	12,000
Utilities	16,861	22,567	30,000	22,000	24,000	24,000	24,000
Vehicle Operation & Maint.	24,840	25,672	29,000	27,000	29,000	29,000	29,000
Repairs & Maintenance	48,575	47,810	55,000	58,000	60,000	60,000	60,000
General Operating	14,817	19,852	18,000	22,000	24,000	-	-
Park and Rec Grant	-	-	161,300	-	576,000	576,000	576,000
Contract Services	-	-	70,000	50,000	50,000	50,000	50,000
Total Materials and Services	118,513	133,725	390,800	209,500	792,000	768,000	768,000
Total Parks	235,077	269,525	522,600	339,000	952,100	928,100	928,100



City of Happy Valley Fiscal Year 2015 - 2016 Budget

General Fund Expenditures, Parks

Personnel:

Salaries: Maintenance Worker I, Parks Seasonal Workers

Benefits: Items paid from these line items include: Unemployment claims as the City is self-insured for unemployment, any retirement incentives offered, FICA and Tri-met taxes paid by the City, medical and dental benefits paid for employees (employees pay 5% of the premium costs), life, disability, and workers' compensation insurance, payments into the PERS system for both the employer percentage and the 6% pick up employee portion.

Materials and Services:

Park Supplies: Supplies used for City parks, open spaces, and trail systems to maintain safe and user-friendly environment. Safety equipment such as hardhats, safety goggles, gloves and boots.

Professional Development: Training, travel, and meals related to City business, annual membership dues, professional organization dues, certifications, subscriptions, professional and code books. Training classes and certifications on subjects such as insecticide/herbicide use, safety, first aid, splash pad and general equipment operation. Staff membership in Oregon Recreation and Parks Association, trade journal subscriptions, and dues associated with professional memberships.

Utilities: All utilities including gas, electricity, trash, recycling, phone services, water, storm, sewer including portable toilets, and operation of all facilities within the park.

Vehicle Operation & Maintenance: Fuel, supplies, servicing, parts, and maintenance of Park vehicles and equipment. Equipment included are items such as the small utility vehicle, backhoe, trucks, tractor, and mowers.

Repairs and Maintenance: Expenses related to cleanup and repair of picnic areas, routine maintenance of restroom facilities, invasive plant control, repair due to vandalism, sports field maintenance, repair and maintenance of Splash Pad and equipment rental for special projects.

General Operating: No longer used due to new cost allocation model.

Park and Rec Grant: Expenditures related to grant received from Oregon Parks and Recreation Department.

Contract Services: Project engineering for park system projects.



**City of Happy Valley
Fiscal Year 2015 - 2016 Budget**

General Fund

Transfers

Contingency

Total Requirements

General Fund

Expenditures	Preceding		Adopted	Est	Budget for Fiscal Year 2015-16		
	2012-13	2013-14	Budget 2014-15	2014-15	Proposed	Approved	Adopted
Transfers							
To Street Fund	-	-	1,029,900	1,029,900	-	-	-
To Reserve for Pension Fund	60,000	60,000	-	-	-	-	-
To Reserve for Gen Op Fund	1,000,000	200,000	800,000	800,000	-	-	-
To Reserve for Replacement Fund	171,800	495,863	1,550,000	1,550,000	250,000	350,000	350,000
To Debt Service Fund	373,369	751,000	1,990,000	1,990,000	1,000,000	1,000,000	1,000,000
Total Transfers	1,605,169	1,506,863	5,369,900	5,369,900	1,250,000	1,350,000	1,350,000
Contingency	-	-	1,834,903	2,572,447	1,653,255	1,677,255	1,677,255
General Fund Department Totals							
Administration	1,341,352	1,504,877	2,134,000	1,655,100	2,335,200	2,235,200	2,235,200
Community Services / Public Safety	708,235	885,063	1,048,000	870,300	1,104,400	1,104,400	1,104,400
Economic & Community Development	1,145,825	1,455,621	1,781,900	1,762,500	2,118,400	2,118,400	2,118,400
Public Works	263,509	292,121	495,700	423,500	600,600	600,600	600,600
Parks	235,077	269,525	522,600	339,000	952,100	928,100	928,100
Transfers & Contingency	1,605,169	1,506,863	7,204,803	7,942,347	2,903,255	3,027,255	3,027,255
Total General Fund Requirements	5,299,167	5,914,070	13,187,003	12,992,747	10,013,955	10,013,955	10,013,955
Ending Fund Balance	5,947,456	6,601,560	-	-	-	-	-
Ending Fund Balance/Contingency Percentage	140%	125%	0%	27%	18%	18%	18%
Annual operating surplus/(deficit)	1,023,367	654,102	(6,890,000)	(6,601,559)	(2,570,000)	(2,570,000)	(2,570,000)



City of Happy Valley Fiscal Year 2015 - 2016 Budget

General Fund Transfers, Contingency

Manager: Barbara Muller, CPA

Transfers:

To Street Fund: Transfer of Fee in Lieu of Construction balance to be accounted for in the Street Fund until time of construction.

To Reserve for Pension Fund: Shown for historical purposes. Pension Fund eliminated and fund balance transferred to the General Fund in the 2014-15 budget.

To Reserve for General Operations Fund: Reserve to mitigate effect of cyclical nature of development and building revenues.

To Reserve for Replacement Fund: Reserve for the purchase of items per the replacement schedules.

To Reserve for Debt Service Fund: Transfer to pay principal and interest on outstanding bond issuance.

Other:

Contingency: An amount set aside to meet unforeseen circumstances. Contingency funds may only be transferred to Personnel Services, Materials and Services, and Transfers by resolutions approved by City Council. This budget has 18% in Contingency for the General Fund.

General Fund Department Totals:

Department Totals: Gives a summary total for each department as well as the total for Transfers & Contingency in the General Fund.



**City of Happy Valley
Fiscal Year 2015 - 2016 Budget**

Public Safety Fund



City of Happy Valley Fiscal Year 2015 - 2016 Budget

Public Safety Fund

Manager: Steve Campbell

Provide public safety services to citizens at the level promised when the Local Option Levy was passed by the voters of the City. Account for tax dollars collected for contract law enforcement services which includes around the clock services by sworn and non-sworn officers dedicated to the City, two full time sergeants act as a field supervisor, a dedicated traffic officer, dedicated detective, Happy Valley identification on police cars, as well as local control, supervision and administration of the services provided. Services are provided through an intergovernmental agreement with the Clackamas County Sheriff Office

Revenue

Local Option Levy property tax collections, amount from contract reconciliation with Clackamas County Sheriff Office, and interest allocated based on fund balance.

Expenditures

Public safety related services, contracted police services, equipment, training, facilities costs, and transfer to cover costs of administration.

Budget Summary:

	Preceding		Adopted	Budget For Fiscal Year 2015 - 2016		
	2012-13	2013-14	2014-15	Proposed	Approved	Adopted
Material and Services	2,367,002	2,479,857	2,665,050	2,790,223	2,790,223	2,790,223
Transfers	227,498	253,276	281,685	274,035	274,035	274,035
Contingency	-	-	427,265	675,566	675,566	675,566
Total	2,594,500	2,733,133	3,374,000	3,739,824	3,739,824	3,739,824

Public Safety Fund

Resources	Preceding		Adopted	Est	Budget for Fiscal Year 2015-16		
	2012-13	2013-14	Budget 2014-15	2014-15	Proposed	Approved	Adopted
Beginning Fund Balance	1,141,090	856,608	760,000	775,000	768,664	768,664	768,664
Property Taxes	2,303,116	2,502,947	2,574,000	2,731,320	2,931,160	2,931,160	2,931,160
Misc Revenue	65,623	148,972	40,000	40,000	40,000	40,000	40,000
Total Resources	3,509,829	3,508,527	3,374,000	3,546,320	3,739,824	3,739,824	3,739,824
Expenditures							
Dept Supplies	5,608	22,904	7,000	7,000	8,000	8,000	8,000
Professional Development	4,439	8,894	10,000	9,500	12,000	12,000	12,000
Utilities	14,989	15,597	16,000	16,000	17,000	17,000	17,000
Vehicle Operation & Maint.	1,451	11,558	4,000	12,200	5,000	5,000	5,000
Repairs & Maintenance	28,062	18,095	21,000	19,000	21,000	21,000	21,000
Public Outreach	15,003	15,115	25,000	15,500	20,000	20,000	20,000
Legal	1,600	-	5,000	2,000	-	-	-
Contract Services	20,984	15,037	30,000	15,800	25,000	25,000	25,000
Police IGA	2,274,866	2,372,657	2,547,050	2,398,971	2,682,223	2,682,223	2,682,223
Total Materials and Services	2,367,002	2,479,857	2,665,050	2,495,971	2,790,223	2,790,223	2,790,223
To General Fund	216,398	241,581	231,685	231,685	262,035	262,035	262,035
To Reserve for Replacement	11,100	11,695	50,000	50,000	12,000	12,000	12,000
Total Transfers	227,498	253,276	281,685	281,685	274,035	274,035	274,035
Contingency	-	-	427,265	768,664	675,566	675,566	675,566
Total Requirements	2,594,500	2,733,133	3,374,000	3,546,320	3,739,824	3,739,824	3,739,824
Ending Fund Balance	915,329	775,394	-	-	-	-	-



City of Happy Valley Fiscal Year 2015 - 2016 Budget

Public Safety Fund

Resources

Beginning Fund Balance: Funds available but not spent during the previous fiscal year.

Property Taxes: The voters passed a local option tax levy allowing the City to levy \$1.38 per thousand of assessed valuation for a period of four years to fund full time police protection within the City limits. Includes taxes levied in prior years but collected in the current year.

Misc Revenue: Includes but not limited to: unanticipated income, interest income from cash invested in the Local Government Investment Pool and other investments and the result of the reconciliation process between the City and Clackamas County regarding the actual services provided compared to the services outlined in the contract. The reconciliation process happens annually in September.

Expenditures

Materials and Services:

PS Supplies: Office supplies needed for the various functions included in this department as well as non-capital type equipment.

Professional Development: Training, travel, and meals related to City business, annual membership dues to professional organization, certifications, subscriptions, and books for staff. Training in code enforcement, emergency services, animal control, and any of the various public safety services provided by the department.

Utilities: Costs for utilities at facility provided for Sheriff Personnel.

Vehicle Operation & Maintenance: Costs related to vehicle operation and maintenance of vehicles used for public safety.

Repairs & Maintenance: Costs associated with the upkeep of the facility used by Sheriff Personnel. Costs for unexpected and unanticipated events which are beyond the scope of the current contract.

Public Outreach: Costs for Community Services officers, uniforms badges, nametags, and other required clothing and portion of newsletter.

Legal: Costs associated with municipal court prosecutor and any other legal costs.

Contract Services: Costs for contract services providing public safety in the City not covered in the inter-governmental agreement (IGA) with Clackamas County. Maintenance costs for e-ticketing software.

Police Contract - IGA: Contract with Clackamas County Sheriff for full time police protection.



City of Happy Valley Fiscal Year 2015 - 2016 Budget

Public Safety Fund

Expenditures

Transfers:

To General Fund: Amount calculated with cost allocation plan to cover administrative overhead costs.

To Reserve for Replacement Fund: Transfer to accumulate funds for purchases per the Reserve for Replacement list.

Other:

Contingency: Amount set aside to meet unforeseen circumstances. Contingency funds may only be transferred to Materials and Services, and Transfers by resolutions approved by City Council. This budget has 24% in Contingency for the Public Safety Fund.



**City of Happy Valley
Fiscal Year 2015 - 2016 Budget**

Library Fund



City of Happy Valley Fiscal Year 2015 - 2016 Budget

Library Fund

Manager: Doris Grolbert

The Library Fund provides and promotes informational, educational, cultural and recreational materials, resources and programs to enhance the economic, social and cultural vitality of the community. The Library is responsive to the needs of the community with welcoming environments, a broad range of relevant programs and materials in a variety of formats and highly qualified, customer-focused employees.

Revenue

The primary revenue for Library operations is from the distribution of Library District funds. The Library District distributes funds to each Library City according to a set formula outlined in the intergovernmental agreement and includes an assessed value and unincorporated population served calculation. In addition, the Library receives revenue from a Ready to Read grant from the State of Oregon and collection of fines, lost books, and copier fees.

Expenditures

The Library maintains a seven day a week operation in a 18,300 sq. ft. building. The fund provides for the purchase and processing of books, DVDs, audio books, compact discs, magazines, ebooks, and other electronic resources. Internet stations, public access computers and WiFi access equipment and software are provided for public use. Staff provide adult and children's programming, reference and circulations services, cataloging of materials, and management of the Library Fund.

Budget Summary:

	Preceding		Adopted	Budget For Fiscal Year 2015 - 2016		
	2012-13	2013-14	2014-15	Proposed	Approved	Adopted
Personnel Services	-	-	-	1,475,000	1,475,000	1,475,000
Material and Services	-	-	-	593,500	593,500	593,500
Transfers	-	-	-	976,190	976,190	976,190
Contingency	-	-	-	1,736,464	1,736,464	1,736,464
Total	-	-	-	4,781,154	4,781,154	4,781,154

Library Fund

Resources	Preceding		Adopted	Est	Budget for Fiscal Year 2015-16		
	2012-13	2013-14	Budget 2014-15		2014-15	Proposed	Approved
Beginning Fund Balance				2,031,330	2,416,676	2,416,676	2,416,676
User Related Fees				44,502	47,500	47,500	47,500
Misc Revenue				9,550	11,500	11,500	11,500
District Revenue				2,196,513	2,305,478	2,305,478	2,305,478
Total Resources	-	-	-	4,281,895	4,781,154	4,781,154	4,781,154
Expenditures							
Full time				638,971	650,000	650,000	650,000
Limited Status and Part Time				164,950	250,000	250,000	250,000
Taxes				79,363	97,750	97,750	97,750
Insurance				228,752	281,750	281,750	281,750
Retirement Plan				158,726	195,500	195,500	195,500
Total Personnel Services	-	-	-	1,270,762	1,475,000	1,475,000	1,475,000
Office Supplies				28,150	30,000	30,000	30,000
Library Exp - State Aid				7,000	8,500	8,500	8,500
Professional Development				5,000	10,000	10,000	10,000
Utilities				19,964	50,000	50,000	50,000
Repairs & Maintenance				66,400	75,000	75,000	75,000
Facility and Office Contracts					60,000	60,000	60,000
Book purchases				260,000	250,000	250,000	250,000
General Operating				207,943	110,000	110,000	110,000
Total Materials and Services	-	-	-	594,457	593,500	593,500	593,500
To General Fund				-	331,190	331,190	331,190
To Reserve for Replacement Fund				-	645,000	645,000	645,000
Total Transfers	-	-	-	-	976,190	976,190	976,190
Contingency	-	-	-	2,416,676	1,736,464	1,736,464	1,736,464
Total Requirements	-	-	-	4,281,895	4,781,154	4,781,154	4,781,154
Ending Fund Balance	-	-	-	-	-	-	-



City of Happy Valley Fiscal Year 2015 - 2016 Budget

Library Fund

Resources

Beginning Fund Balance: Funds available but not spent during the previous fiscal year.

User Related Fees: Library receives overdue fines, payments for lost material, and public copy/printer revenue.

District Revenue: Each year the District will receive the amount collected for the year plus delinquent taxes recovered from the previous year. The District will distribute funds when received using the formula. The Formula has two components:

City Assessed Value Component: The annual distribution to a Library City for properties within its boundaries shall equal the assessed value of such Library City's properties, as established annually by the Clackamas County Assessor, divided by the total assessed value of all properties in the District. This determines the Assessed Value Percentage Rate for each Library City. Each Library City will receive funds equal to the Assessed Value fund amount multiplied by its individual Assessed Value Percentage Rate.

Unincorporated Population Served Component: After calculation of each Library City's Assessed Value fund amount, the District shall calculate the remaining funds to be distributed (the "Remainder Amount") and distribute those funds based on the Unincorporated Population Served Percentage Rate based on their Service Population Area.

Misc Revenue: Donations, interest income from cash invested in the Local Government Investment Pool and other investments, Ready to Read grant from the State of Oregon to provide funds for Summer Reading and reading readiness programs.

Expenditures

Personnel:

Salaries: Library Director, Library Supervisor, Librarians, Administrative Assistant, Library Assistants, Library Aides.

Benefits: Items paid from these line items include: Unemployment claims as the City is self-insured for unemployment, any retirement incentives offered, FICA and Tri-met taxes paid by the City, medical and dental benefits paid for employees (employees pay 5% of the premium costs), life, disability, and workers' compensation insurance, payments into the PERS system for both the employer percentage and the 6% pick up employee portion.



City of Happy Valley Fiscal Year 2015 - 2016 Budget

Library Fund Expenditures (continued)

Materials and Services:

Office Supplies: General office supplies, postage costs, and computer and technology items not part of a system and under the capitalization threshold.

Library Exp - State Aid: Ready to Read Grant expenditures

Professional Development: Training, travel, and meals related to City business, annual membership and professional organization dues, certifications, subscriptions, and books for Library staff.

Utilities: Gas, electricity, trash, recycling, phone services, water, storm, and sewer for the Library.

Book Purchases: Books, music CDs, audio books, DVDs and Blu-Ray discs, kits, e-books, periodicals, databases and electronic resources for the public's use.

Repairs and Maintenance: Repairs, improvements, maintenance, recycling costs, and cleaning supplies for the Library building and systems.

Facility and Office Service Contracts: Annual maintenance and service contracts related to the Library's facilities and operations. This includes the internet services, access and security, elevator, HVAC, janitorial services, network and computer software and maintenance agreements.

General Operating: Property and General Liability insurance costs, legal fees, book processing supplies, RFID tags for tagging materials in preparation for upgrading our check-out hardware and software to make it more user friendly.

Transfers:

To General Fund: Transfer to cover overhead costs determined by cost allocation model.

To Reserve for Replacement Fund: Reserve for the purchase of items per the replacement schedules.

Other:

Contingency: An amount set aside to meet unforeseen circumstances. Contingency funds may only be transferred to Personnel Services, Materials and Services, and Transfers by resolutions approved by City Council. This budget has 84% in Contingency for the Library Fund.



**City of Happy Valley
Fiscal Year 2015 - 2016 Budget**

Street Maintenance Fund



City of Happy Valley Fiscal Year 2015 - 2016 Budget

Street Maintenance Fund

Manager: Chris Randall

The Street Maintenance Fund provides maintenance, and preservation of all paved roads and streets within the City. Provide high level of customer service related to street construction, public rights-of-way maintenance and repair, coordination of surface water issues with Water Environment Services, installation and maintenance of signage within public rights-of-way, street sweeping, debris pickup-up, and hazardous spill removal coordination. Maintenance activities include but are not limited to pothole patching, street reconstruction, overlays, seal coating, crack sealing, street sweeping, sign replacement, fog and centerline striping, median maintenance, debris pickup and removal, and hazardous spill cleanup. Promote and pursue the use of the Pedestrian Master Plan. Update street standard construction details to address changing needs. Promote recycling and sustainability practices. Work with Engineering Department related to inspections, public rights-of-ways, street design, maintenance, and preservation, and reconstruction. Maintenance activities are coordinated with other agencies such as Clackamas County Water Environment Services (WES) and Department of Transportation and Development, and Oregon Department of Transportation.

Revenue

City's share of State Highway Trust Fund from a per-gallon tax and state vehicle registration fees, intergovernmental revenue based on agreements with neighboring jurisdictions for street sweeping and public works projects, and interest earned on the level of fund balance.

Expenditures

Reconstruction, overlays, slurry seals, and crack seals, installation and maintenance of traffic signage and striping, street sweeping, debris pickup, hazardous spill removal coordination, inclement weather services including: snow removal and sanding icy roads, maintenance and improvements to meet the street maintenance index. Staff training and continued education related to street maintenance practices.

Budget Summary:

	2012-13	2013-14	Adopted	Budget for Fiscal Year 2015 - 2016		
			Budget	Proposed	Approved	Adopted
Personnel Services	331,722	280,497	339,900	251,200	251,200	251,200
Material and Services	148,801	188,272	301,300	297,200	274,200	274,200
Capital Outlay	438,705	129,516	737,497	562,185	585,185	585,185
Transfers	173,144	100,545	192,503	296,278	296,278	296,278
Total	1,092,372	698,830	1,571,200	1,406,863	1,406,863	1,406,863
Reserve for Future Expenditures			1,029,900	1,029,900	1,029,900	1,029,900

Street Fund

Resources	Preceding		Adopted	Est	Budget for Fiscal Year 2015-16		
	2012-13	2013-14	2014-15		Proposed	Approved	Adopted
State Shared Revenues	803,621	875,089	865,200	880,000	900,000	900,000	900,000
Intergovernmental Revenue	66,303	48,196	40,000	40,000	40,000	40,000	40,000
Misc Revenue	1,553	2,420	2,000	2,000	2,000	2,000	2,000
Transfer from General Fund	-	-	1,029,900	1,029,900	-	-	-
Total Revenues	871,477	925,705	1,937,100	1,951,900	942,000	942,000	942,000
Beginning Fund Balance	601,945	381,049	664,000	607,924	1,494,763	1,494,763	1,494,763
Total Resources	1,473,422	1,306,754	2,601,100	2,559,824	2,436,763	2,436,763	2,436,763
Expenditures							
Public Works	211,339	175,476	189,900	179,966	148,100	148,100	148,100
Taxes	13,811	14,324	15,500	14,237	15,800	15,800	15,800
Insurance Benefits	74,478	64,081	99,200	42,998	57,600	57,600	57,600
Retirement Plan	32,094	26,616	35,300	27,907	29,700	29,700	29,700
Total Personnel Services	331,722	280,497	339,900	265,108	251,200	251,200	251,200
Supplies	6,872	2,039	8,000	7,700	8,000	8,000	8,000
Professional Development	1,096	4,482	5,300	6,000	6,200	6,200	6,200
Utilities	6,623	7,112	11,000	9,600	10,000	10,000	10,000
Vehicle Operation & Maint.	30,312	49,764	40,000	22,650	25,000	25,000	25,000
Repairs and Maintenance	86,973	98,905	110,000	177,000	180,000	180,000	180,000
General Operating	15,236	19,915	17,000	22,500	23,000	-	-
Contract Services	1,689	6,055	110,000	45,000	45,000	45,000	45,000
Total Materials and Services	148,801	188,272	301,300	290,450	297,200	274,200	274,200
Street Reconstruction	438,705	129,516	737,497	317,000	562,185	585,185	585,185
Total Capital Outlay	438,705	129,516	737,497	317,000	562,185	585,185	585,185
To General Fund	88,144	100,545	92,503	92,503	196,278	196,278	196,278
To Reserve for Replacement Fund	85,000	-	100,000	100,000	100,000	100,000	100,000
Total Transfers	173,144	100,545	192,503	192,503	296,278	296,278	296,278
Total Requirements	1,092,372	698,830	1,571,200	1,065,061	1,406,863	1,406,863	1,406,863
Reserved for Future Expenditures	-	-	1,029,900	1,029,900	1,029,900	1,029,900	1,029,900
Ending Fund Balance	381,050	607,924	1,029,900	1,494,763	-	-	-



City of Happy Valley Fiscal Year 2015 - 2016 Budget

Street Maintenance Fund

Resources

Beginning Fund Balance: Funds available but not spent during the previous fiscal year.

State Shared Revenue: The City's share of the apportionment of Highway Fund revenue (includes Motor Vehicle Fuel Tax Fees, Motor Carrier Fees, DMV Registration Fees, and Road Use Assessment Fees). These funds are distributed under ORS 366.524 and 366.800.

Intergovernmental Revenue: Revenue from other municipalities or governmental agencies. Payment for street sweeping services and public works projects provided to other jurisdictions,

Misc, Admin, Donations: Includes but not limited to: unanticipated income and interest income from cash is invested in the Local Government Investment Pool and in other investments.

Expenditures

Personnel:

Public Works: Utility Worker II, Utility Worker I (2)

Benefits: Items paid from these line items include: Unemployment claims as the City is self-insured for unemployment, any retirement incentives offered, FICA and Tri-met taxes paid by the City, medical and dental benefits paid for employees (employees pay 5% of the premium costs), life, disability, and workers' compensation insurance, payments into the PERS system for both the employer percentage and the 6% pick up employee portion.

Materials and Services:

Supplies: Safety equipment worn by Public works staff to protect them from possible injury. Examples: Hardhats, safety goggles, gloves and boots.

Professional Development: Training, travel, and meals related to City business, annual membership dues, professional organization dues, certifications, subscriptions, professional and code books. Cost of travel, meals and lodging while attending training and meetings. Costs for the attendance of street construction/inspection and/or maintenance seminars and training materials. Memberships associated with street repair and maintenance and subscriptions to trade journals.

Utilities: Share of cost of utilities for Public Works Shop. Equipment to control vehicle speeds and routes, i.e., lights, speed humps, barricades, and school zone indicators. Also includes Street Lighting District expense.

Vehicle Operation & Maintenance: Cost share for operation of vehicles including; tractor, backhoe, street sweeper, large and mid-size dump trucks and attachments for work on public streets.



City of Happy Valley Fiscal Year 2015 - 2016 Budget

Street Maintenance Fund

Expenditures (continued)

Materials and Services: (continued)

Repairs and Maintenance: Maintenance and repairs of non-vehicular equipment. Upkeep of trees, shrubs, and landscape in the public rights of way in order to maintain our Tree City USA status. Street name, warning, notification signage, and striping located within the public rights of way. Street sweeping recycling and disposal. Continued equipment repairs and improvements associated with the Public Works Operations Facility. Materials for minor or emergency street repairs such as crushed rock, cold patch, and sealers. Costs due to severe or inclement weather where snow or ice create driving hazards. Cost of debris removal caused by severe wind or rain events. Expenditures related to any emergency events that cause damage to publicly owned infrastructure. Additional equipment rental during special projects or emergency situations.

General Operating: No longer used due to new cost allocation model.

Contract Services: Cost of using outside organizations or companies for the routine maintenance of streets, such as crack sealing, tree maintenance, and street sweeping. Utilization of traffic and civil engineering consulting services as required for street improvements projects.

Capital Outlay:

Street Reconstruction (Pavement Management Rehabilitation and Preventative Maintenance): Roadway improvements including roadbeds, overlays, sealcoats and other related improvements to assure the preservation of the roadway system and prevent deterioration to a worse condition category. Additional costs are associated with the replacement of streets and roads that have suffered deteriorations rates of 80% or more. All maintenance is based on the Pavement Quality Index.

Potential projects for the current year include:

Ridgecrest Road

Spring Mountain Road

King Road and 129th intersection

Transfers Out:

To General Fund: Amount calculated with cost allocation plan to cover administrative overhead costs.

To Reserve for Replacement Fund: Transfer to accumulate funds for purchases per the Reserve for Replacement list.



**City of Happy Valley
Fiscal Year 2015 - 2016 Budget**

System Development Charges Fund



City of Happy Valley Fiscal Year 2015 - 2016 Budget

System Development Charges Fund

Managers: Michael D. Walter, AICP / Chris Randall

ORS 223.297 to 223.314 provides a uniform framework for the imposition of systems development charges (SDC) by governmental units and established that these charges may only be used for capital improvements. ORS223.307 sets authorized expenditure of system development charges. Stating improvement fees may be spent only on capacity increasing capital improvements, including expenditures relating to repayment of debt for such improvement. An increase in system capacity may be established if improvement increases level of performance or service provided by existing facilities or provides new facilities. ORS 223.311 requires systems development charges be deposited into accounts designated for such monies and an annual accounting of these funds is to be made.

Revenue

Storm Drainage SDCs, interest, miscellaneous revenue.

Expenditures

Storm Drainage SDCs

Used to complete Capital Storm Drain Projects as identified in the City's Storm Drain Master Plan. Projects are planned within the City's major drainage ways and focused on watershed protection/enhancement activities.

Park SDCs

June 2006 the City annexed into the North Clackamas Parks and Recreation District (NCPRD). Park SDCs collected after July 1, 2006 are transferred to NCPRD. The City retained Park SDC funds collected prior to July 1, 2006. Those funds are used on a prioritized list of capital projects approved by City Council on May 4, 2010.

Budget Summary:

	Preceding		Adopted	Budget for Fiscal Year 2015-16		
	2012-13	2013-14	Budget 2014-15	Proposed	Approved	Adopted
Capital Outlay	480,638	235,951	764,400	736,339	736,339	736,339
Total	480,638	235,951	764,400	736,339	736,339	736,339

System Development Charges Fund

Resources	Preceding		Adopted	Est	Budget for Fiscal Year 2015-16		
	2012-13	2013-14	Budget 2014-15	2014-15	Proposed	Approved	Adopted
Beginning Fund Balance	1,034,953	778,312	710,400	693,579	670,539	670,539	670,539
Misc Revenue	9,858	58,024	4,000	4,000	4,000	4,000	4,000
System Development Fees:							
SDC - Parks	-	-	-	-	-	-	-
SDC - Storm Drainage	214,139	93,194	50,000	56,160	61,800	61,800	61,800
Total Resources	1,258,950	929,530	764,400	753,739	736,339	736,339	736,339
Expenditures							
SDC Projects - Transportation	72,888	75,518	-	-	-	-	-
SDC Projects - Storm Drainage	146,494	99,158	640,000	20,000	675,139	675,139	675,139
SDC Projects - Parks	261,256	61,275	124,400	63,200	61,200	61,200	61,200
Total Capital Outlay	480,638	235,951	764,400	83,200	736,339	736,339	736,339
Total Requirements	480,638	235,951	764,400	83,200	736,339	736,339	736,339
Ending Fund Balance	778,312	693,579	-	670,539	-	-	-



City of Happy Valley Fiscal Year 2015 - 2016 Budget

System Development Charges Fund

Resources

Beginning Fund Balance: Funds available but not spent during the previous fiscal year.

Misc Revenue: Interest earned on cash invested in the Local Government Investment Pool and other investments.

System Development Fees (SDC)

SDC – Storm Drainage: System development charges collected on building permits or on subdivisions to fund the City's capital improvement plan for storm drainage.

Expenditures

Capital Outlay:

Planned projects for Storm Drainage

Typical projects include the removal of existing roadside drainage ways with the installation of underground drainage systems including inlets and manhole structures.

- Storm Drain Master Plan update
- Storm Drain system construction in undeveloped storm drain system areas
- Partnerships with outside agencies associated with capital storm drain projects within Clackamas County Service District #1

Planned projects for Parks

Projects will be in Happy Valley Park

- Boardwalk restoration
- Capital projects as prioritized by the Parks Advisory Committee and City Council



**City of Happy Valley
Fiscal Year 2015 - 2016 Budget**

Pedestrian Improvement Projects Fund



City of Happy Valley Fiscal Year 2015 - 2016 Budget

Pedestrian Improvement Projects Fund

Managers: Michael D. Walter, AICP / Chris Randall

Purpose of this fund is to account for pedestrian pathways and other improvements based on the City's adopted Pedestrian Master Plan. High priority projects constructed as funds become available. Smaller projects to connect existing pedestrian networks approved by Council annually.

Revenue

Collections from other entities, transfers from the General Fund, and beginning in 2004-05 includes the 1.5% privilege tax collected by Portland General Electric reserved for construction of pedestrian pathways.

Expenditures

Project engineering and costs for construction of planned pedestrian projects. Amounts used for matching when grants are awarded to the City.

Budget Summary:

	Preceding		Adopted	Budget For Fiscal Year 2015 - 2016		
	2012-13	2013-14	Budget 2014-15	Proposed	Approved	Adopted
Material and Services	-	-	10,000	10,000	10,000	10,000
Capital Outlay	31,584	55,895	723,150	796,633	796,633	796,633
Transfers	41,728	64,395	59,850	60,000	60,000	60,000
Total	73,312	120,290	793,000	866,633	866,633	866,633

Pedestrian Improvement Projects Fund

Resources	Preceding		Adopted	Est	Budget for Fiscal Year 2015-16		
	2012-13	2013-14	Budget 2014-15		2014-15	Proposed	Approved
Beginning Fund Balance	585,577	628,618	683,000	684,633	751,633	751,633	751,633
Misc Revenue	6,316	63,029	2,000	2,000	2,000	2,000	2,000
Privilege Tax	110,037	113,276	108,000	110,000	113,000	113,000	113,000
Total Resources	701,930	804,923	793,000	796,633	866,633	866,633	866,633
Expenditures							
Contract Engineering	-	-	10,000	-	10,000	10,000	10,000
Total Materials and Services	-	-	10,000	-	10,000	10,000	10,000
Pedestrian Pathways	31,584	55,895	687,755	45,000	823,281	823,281	823,281
Grant Match	-	-	35,395	-	-	-	-
Total Capital Outlay	31,584	55,895	723,150	45,000	823,281	823,281	823,281
To General Fund	41,728	64,395	59,850	59,850	33,352	33,352	33,352
Transfers	41,728	64,395	59,850	59,850	33,352	33,352	33,352
Total Requirements	73,312	120,290	793,000	104,850	866,633	866,633	866,633
Ending Fund Balance	628,618	684,633	-	691,783	-	-	-



City of Happy Valley Fiscal Year 2015 - 2016 Budget

Pedestrian Improvement Projects Fund

Resources

Beginning Fund Balance: Funds available but not spent during the previous fiscal year.

Misc Revenue: Interest earned on cash invested in the Local Government Investment Pool and other investments.

Privilege Tax: 1.5% Privilege Tax collected for the construction of pedestrian rights of way.

Expenditures

Materials and Services:

Contract Engineering: Transportation engineering and planning.

Capital Outlay:

Pedestrian Pathways: Construction of pedestrian pathways. The Traffic and Public Safety Committee reviews and prioritizes a list of projects up to \$50,000 per budget cycle to the Public Works Director and City Manager for consideration.

2015-16 - 152nd and Misty project

Grant Match: Matching funds paid to comply with grant award. Included are the 122nd/129th RFFA grant design engineering phase.

Transfers:

To General Fund: Amount calculated with cost allocation plan to cover administrative overhead costs.



**City of Happy Valley
Fiscal Year 2015 - 2016 Budget**

Reserve for General Operations Fund



City of Happy Valley Fiscal Year 2015 - 2016 Budget

Reserve for General Operations Fund

Manager: Barbara Muller, CPA

This reserve fund will hold amounts to be accumulated and expended to offset the cyclical nature of general operation resources. The most recent economic downturn highlighted the cyclical nature of revenues in the General Fund and the impact that has on the ability to ensure service delivery in the event of an economic downturn. The amount to be accumulated in this fund along with the conditions for expenditures are set forth in Policy 13-04 - Budget Reserves & Contingency.

Revenue

Transfer from the General Fund for future general operations expenditures.

Expenditures

Will be used to offset the effects of the cyclical nature of revenue generation in the General Fund in future years.

The fund will be reviewed to determine whether it will be continued or abolished each year. When it is determined it is no longer necessary to maintain this reserve fund any unexpended balance in the fund will be transferred to another fund. Any unexpended balance is not required to be held for subsequent expenditure for the purposes for which this fund was established.

Budget Summary:

	Preceding		Adopted	Budget For Fiscal Year 2015 - 2016		
	2012-13	2013-14	Budget 2014-15	Proposed	Approved	Adopted
Reserve for Future Expenditures	1,000,000	1,200,000	2,000,000	2,000,000	2,000,000	2,000,000
Total	1,000,000	1,200,000	2,000,000	2,000,000	2,000,000	2,000,000

Reserve for General Operations Fund

Resources	Preceding		Adopted	Est	Budget for Fiscal Year 2015-16		
	2012-13	2013-14	Budget 2014-15	2014-15	Proposed	Approved	Adopted
Beginning Fund Balance	-	1,000,000	1,200,000	1,200,000	2,000,000	2,000,000	2,000,000
Transfer from General Fund	1,000,000	200,000	800,000	800,000	-	-	-
Total Resources	1,000,000	1,200,000	2,000,000	2,000,000	2,000,000	2,000,000	2,000,000
Expenditures							
Reserved for Future Expenditures	1,000,000	1,200,000	2,000,000	2,000,000	2,000,000	2,000,000	2,000,000
Total Reserved for Future Expenditures	1,000,000	1,200,000	2,000,000	2,000,000	2,000,000	2,000,000	2,000,000



City of Happy Valley Fiscal Year 2015 - 2016 Budget

Reserve for General Operations Fund

Resources

Transfer from General Fund: Transfer from the General Fund.

Expenditures

Other:

Reserved for Future Expenditures: Amount set aside to meet unforeseen circumstances. Will be appropriated based on policy thresholds.



**City of Happy Valley
Fiscal Year 2015 - 2016 Budget**

Reserve for Replacement Fund



City of Happy Valley Fiscal Year 2015 - 2016 Budget

Reserve for Replacement Fund

Manager: Barbara Muller, CPA

Created to provide a long term approach to funding the purchase and replacement of equipment and major facility maintenance expenditures. A schedule was established to calculate the amount required annually based on the expected useful life of equipment and facilities. The schedule is reviewed and updated annually based on an assessment of the condition of items along with any additions or deletions of equipment or facilities.

The fund will be reviewed to determine whether it will be continued or abolished each year. When it is determined it is no longer necessary to maintain this reserve fund any unexpended balance in the fund will be transferred to another fund. Any unexpended balance is not required to be held for subsequent expenditure for the purposes for which this fund was established.

Revenue

Transfers from the General Fund, Street Maintenance Fund, and Public Safety Fund.

Expenditures

Repair and replacement of Items listed on the replacement schedules. The schedules are reviewed periodically throughout the year and annually for the budget process. The assumptions used to create the schedules are reviewed for validity and changed if required.

Budget Summary:

	Preceding		Adopted	Budget For Fiscal Year 2015 - 2016		
	2012-13	2013-14	Budget 2014-15	Proposed	Approved	Adopted
Material and Services	98,825	131,191	1,094,000	1,315,000	1,160,000	1,160,000
Capital Outlay	206,345	233,422	1,650,000	1,821,000	2,076,000	2,076,000
Total	305,170	364,613	2,744,000	3,136,000	3,236,000	3,236,000

Reserve for Replacement Fund

Resources	Preceding		Adopted	Est	Budget for Fiscal Year 2015-16		
	2012-13	2013-14	Budget 2014-15	2014-15	Proposed	Approved	Adopted
Beginning Fund Balance	716,210	678,940	924,000	954,623	1,990,000	1,990,000	1,990,000
PEG revenue		132,738	120,000	130,000	139,000	139,000	139,000
Transfers In	267,900	507,558	1,700,000	1,700,000	1,007,000	1,107,000	1,107,000
Total Resources	984,110	1,319,236	2,744,000	2,784,623	3,136,000	3,236,000	3,236,000
Expenditures							
Equipment - under \$5,000	70,717	77,650	129,000	35,000	600,000	525,000	525,000
Repairs and Maintenance	26,778	53,541	950,000	50,000	700,000	620,000	620,000
Education Benefits	1,330	-	15,000	1,000	15,000	15,000	15,000
Total Materials and Services	98,825	131,191	1,094,000	86,000	1,315,000	1,160,000	1,160,000
Vehicles	91,884	175,641	320,000	350,000	700,000	650,000	650,000
Equipment - over \$5,000	114,461	57,781	900,000	200,000	796,000	700,000	700,000
Park Improvements		-	400,000	150,000	275,000	676,000	676,000
Facility Improvements		-	30,000	-	50,000	50,000	50,000
Total Capital Outlay	206,345	233,422	1,650,000	700,000	1,821,000	2,076,000	2,076,000
Total Requirements	305,170	364,613	2,744,000	786,000	3,136,000	3,236,000	3,236,000
Ending Fund Balance	678,940	954,623	-	1,998,623	-	-	-



City of Happy Valley Fiscal Year 2015 - 2016 Budget

Reserve for Replacement Fund

Resources

Beginning Fund Balance: Funds available but not spent during the previous year.

Transfers In: Amounts from the General Fund, Street Maintenance Fund, and Public Safety Funds per replacement schedules.

Expenditures

Materials and Services:

Equipment – under \$5,000: Equipment to be replaced in the current budget year per replacement schedules.

Repairs and Maintenance: Repairs and maintenance items estimated to need funding in the current budget year.

Education Benefits: Benefits provided to staff for education.

Capital Outlay:

Vehicles: Vehicles scheduled to be replaced in the current budget per replacement schedules.

Equipment – over \$5,000: Equipment scheduled to be replaced in the current budget per replacement schedules.

Facility Improvements: Facility improvements scheduled for the current budget year per replacement schedules.



**City of Happy Valley
Fiscal Year 2015 - 2016 Budget**

Reserve for Debt Service Fund



City of Happy Valley Fiscal Year 2015 - 2016 Budget

Reserve for Debt Service Fund

Manager: Barbara Muller, CPA

Created to pay debt payments for City of Happy Valley, Oregon Full Faith and Credit Obligations Series 2007 issued August 15, 2007. The fund will be reviewed to determine whether it will be continued or eliminated each year. When it is determined it is no longer necessary to maintain this reserve fund any unexpended balance in the fund will be transferred to another fund. Any unexpended balance is not required to be held for subsequent expenditure for the purposes for which this fund was established.

Revenue

Transfer from the General Fund.

Expenditures

Principal and interest payments for City of Happy Valley, Oregon full Faith and Credit Obligations Series 2007 issued August 15, 2007. Amount in Reserved for Future Expenditures will pay off bonds on or after January 2017 when they are able to be called or be used for future debt payments.

Budget Summary:

	Preceding		Adopted	Budget For Fiscal Year 2015 - 2016		
	2012-13	2013-14	Budget 2014-15	Proposed	Approved	Adopted
Debt Service	373,369	374,869	380,000	371,700	371,700	371,700
Total Expenditures	373,369	374,869	380,000	371,700	371,700	371,700
Reserve for Future Expenditures	-	376,131	1,986,130	2,618,486	2,618,486	2,618,486
Total	373,369	751,000	2,366,130	2,990,186	2,990,186	2,990,186

Reserve for Debt Service Fund

Resources	Preceding		Adopted	Est	Budget for Fiscal Year 2015-16		Adopted
	2012-13	2013-14	Budget 2014-15	2014-15	Proposed	Approved	
Beginning Fund Balance		-	376,130	376,130	1,990,186	1,990,186	1,990,186
Transfer from General Fund	373,369	751,000	1,990,000	1,990,000	1,000,000	1,000,000	1,000,000
Total Resources	373,369	751,000	2,366,130	2,366,130	2,990,186	2,990,186	2,990,186
Expenditures							
Principal Payment	195,000	205,000	215,000	215,000	220,000	220,000	220,000
Interest Payment	178,369	169,869	165,000	160,944	151,700	151,700	151,700
Total Debt Service	373,369	374,869	380,000	375,944	371,700	371,700	371,700
Total Requirements	373,369	374,869	380,000	375,944	371,700	371,700	371,700
Reserve for Future Expenditures	-	376,131	1,986,130	1,990,186	2,618,486	2,618,486	2,618,486



City of Happy Valley Fiscal Year 2015 - 2016 Budget

Reserve for Debt Service Fund

Resources

Transfer from General Fund: General Fund amount for Debt Service principal and interest payment.

Expenditures

Debt Service:

Principal Payment: Principal payment due on repayment of debt per schedule.

Interest Payment: Interest payment due on repayment of debt per schedule.

Other:

Reserved for Future Expenditures: Amount set aside to meet unforeseen circumstances. Will be appropriated based on policy thresholds.



**City of Happy Valley
Fiscal Year 2015 - 2016 Budget**

Reserve for Pension Fund



City of Happy Valley Fiscal Year 2015 - 2016 Budget

Reserve for Pension Fund

Manager: Barbara Muller, CPA

Originally this reserve fund was created to set aside funds to offset the volatility of the Public Employees Retirement System (PERS) employer rates charged to the City.

It was decided during the 2014-15 budget process that PERS rate volatility is part of the Reserve for General Operations Fund purpose so this fund was eliminated.

The balance was transferred to the General Fund and then transferred to the Reserve for General Operations Fund in FY2015.

Budget Summary:

	Preceding		Adopted	Budget For Fiscal Year 2015 - 2016		
	2012-13	2013-14	Budget 2014-15	Proposed	Approved	Adopted
Transfers	-	-	240,000	-	-	-
Total	-	-	240,000	-	-	-
Reserved for Future Expenditures	120,000	180,000	-	-	-	-

Resources

Beginning Fund Balance: Funds available but not spent during the previous fiscal year.

Transfer from General Fund: Transfer from the General Fund.

Expenditures

TRANSFERS:

To General Fund: Transfer balance back to fund of origin.

OTHER:

Reserved for Future Expenditures: Amount set aside to meet unforeseen circumstances.



**City of Happy Valley
Fiscal Year 2015 - 2016 Budget**

Park Fund



City of Happy Valley Fiscal Year 2015 - 2016 Budget

Park Fund

Manager: Chris Randall

It was determined this fund is not needed in the 2015-16 budget.

The purpose of the Park Fund is to account for capital improvements, system development charges (SDC) methodology, capital improvement plan (CIP) creation, and master planning of the park system for the City.

Intergovernmental revenue is due to the City from North Clackamas Parks and Recreation District based on negotiations.

Miscellaneous revenue is interest earned on the level of fund balance.

Expenditures are directly related to creation of the master plan, SDC methodology, and park improvements approved as part of the CIP.

Budget Summary:

	Preceding		Adopted	Budget For Fiscal Year 2015 - 2016		
	2012-13	2013-14	Budget 2014-15	Proposed	Approved	Adopted
Material and Services			500,000	-	-	-
Capital Outlay			5,525,000	-	-	-
Total			6,025,000	-	-	-

Resources

Beginning Fund Balance: Funds available but not spent during the previous fiscal year.

Intergovernmental Revenue: Revenue from other municipalities or governmental agencies.

Misc Revenue: Includes but not limited to: unanticipated income and interest income from cash is invested in the Local Government Investment Pool and in other investments.

Expenditures

Materials and Services:

Contract Services: Consulting services for master planning process, creation of SDC methodology, Capital Improvement Plan

Capital Outlay:

Park Projects: Construction of projects on the approved Capital Improvement Plan



**City of Happy Valley
Fiscal Year 2015 - 2016 Budget**

Statistical Section

STATISTICAL SECTION

This part of the budget presents detailed information as a context for understanding what the information in the budget statements say about the City's overall financial health.

Contents	Page
Financial Trends	90-92
<i>These schedules contain trend information to help the reader understand how the government's financial performance and well-being have changed over time.</i>	
Revenue Capacity	93-99
<i>These schedules contain information to help the reader assess the government's most significant local revenue source, the property tax.</i>	
Debt Capacity	100
<i>This schedule presents information to help the reader assess the affordability of the government's current level of outstanding debt and the government's ability to issue additional debt in the future.</i>	
Operating Information	101
<i>This schedule contains servicedata to help the reader understand how the information in the government's financial report relates to the services the government provides and the activities it performs.</i>	



City of Happy Valley
Fiscal Year 2015- 2016 Budget

CHANGES IN NET POSITION
Last Ten Fiscal Years
(accrual basis of accounting)

	Fiscal Year									
	2005	2006	2007	2008	2009	2010	2011	2012	2013	2014
Expenses										
Governmental Activities:										
General government	\$130,869	\$1,523,824	\$1,936,126	\$4,909,642	\$6,429,265	\$6,813,644	\$5,845,840	\$5,288,728	\$7,446,207	\$8,447,692
Building*	860,846	1,164,901	920,768	797,763	707,295	459,832	449,108	354,939	-	-
Parks	32,388	20,723	48,768	2,054,712	126,200	97,482	104,307	228,276	255,454	281,561
Storm Drainage	-	-	-	24,302	58,962	1,900	22,219	233,290	146,494	99,158
Streets	161,525	171,315	182,429	4,366	252,246	614,011	315,636	688,684	950,813	671,559
Interest of long term debt	-	-	-	181,666	205,360	199,728	192,185	184,322	176,141	167,642
Total Expenses	\$1,185,628	\$2,880,763	\$3,088,091	\$7,972,451	\$7,779,328	\$8,186,597	\$6,929,295	\$6,978,239	\$8,975,109	\$9,667,612
Program Revenues										
Governmental Activities:										
Charges for services										
General government	\$1,375,356	\$2,183,616	\$1,808,138	\$1,324,799	\$1,314,049	\$1,080,402	\$1,090,411	\$1,179,696	\$2,684,628	\$3,498,523
Building*	1,416,876	2,004,082	1,142,954	840,582	516,393	359,716	419,030	1,086,750	N1	N1
Parks	1,032,679	1,944,209	30,913	22,651	71,006	36,668	16,063	28,499	-	-
Storm Drainage	78,302	133,837	63,295	44,250	67,766	32,052	29,579	82,626	214,139	93,194
Streets	-	-	-	75,686	88,763	100,250	99,992	107,439	110,037	113,276
Operating grants and contributions	14,500	-	-	-	-	-	-	-	-	-
Total Program Revenues	3,917,713	6,265,744	3,045,300	2,307,968	2,057,977	1,609,088	1,655,075	2,485,010	3,008,804	3,704,993
Net (Expense)/Revenue										
Governmental Activities	\$2,732,085	\$3,384,981	(\$42,791)	(\$5,664,483)	(\$5,721,351)	(\$6,577,509)	(\$5,274,220)	(\$4,493,229)	(\$5,966,305)	(\$5,962,619)
General Revenues										
Governmental Activities:										
Property Taxes	\$1,399,978	\$1,723,220	\$2,197,477	\$2,633,223	\$3,014,825	\$3,189,193	\$3,270,206	\$3,378,350	\$3,437,933	\$3,724,620
Other Taxes	312,783	367,268	389,193	428,381	422,485	475,910	602,531	774,660	803,621	875,088
Intergovernmental-unrestricted	233,821	311,452	498,671	559,998	567,585	542,842	587,554	653,180	790,718	851,229
Other Revenue	315,464	748,364	1,048,247	1,036,599	749,804	655,234	739,887	716,885	855,677	1,411,651
Gain (loss) on sale of capital assets	-	-	-	531,948	-	-	-	-	-	-
Total general revenues, transfers, and special item	\$2,262,046	\$3,150,304	\$4,133,588	\$5,190,149	\$4,754,699	\$4,863,179	\$5,200,178	\$5,523,075	\$5,887,949	\$6,862,588
Change in Net Position	\$4,994,131	\$6,535,285	\$4,090,797	(\$474,334)	(\$966,652)	(\$1,714,330)	(\$74,042)	\$1,029,846	(\$78,356)	\$899,969

*Note - In 2013, the Building Department was rolled into General Government



City of Happy Valley
Fiscal Year 2015- 2016 Budget

FUND BALANCES OF GOVERNMENTAL FUNDS
Last Ten Fiscal Years
(modified accrual basis of accounting)

	Fiscal Year									
	2005	2006	2007	2008	2009	2010	2011	2012	2013	2014
General Fund										
Nonspendable	\$0	\$0	\$0	\$0	\$0	\$0	\$0	\$0	\$22,744	\$20,963
Restricted	-	-	-	-	-	-	-	604,874	501,707	574,984
	-	-	-	-	-	-	-	-	2,645,793	3,413,463
Committed										
Assigned	-	-	-	-	-	-	497,608	537,122	-	-
	2,576,799	2,312,092	1,379,393	815,253	786,385	1,708,335	1,966,658	3,319,453	4,307,735	5,048,990
Unassigned										
Total general fund	\$2,576,799	\$2,312,092	\$1,379,393	\$815,253	\$786,385	\$1,708,335	\$2,464,266	\$4,461,449	\$7,477,979	\$9,058,400
All other governmental funds										
Restricted	\$0	\$0	\$0	\$0	\$0	\$0	\$4,361,626	\$3,363,565	\$2,644,587	\$2,761,530
Committed	-	-	-	-	-	-	-	836,210	328,419	313,914
Assigned	-	-	-	-	-	-	210,683	-	-	-
Unassigned	5,321,430	8,242,769	10,416,995	10,749,472	6,401,003	5,033,388	-	-	-	-
Total all other governmental funds	\$5,321,430	\$8,242,769	\$10,416,995	\$10,749,472	\$6,401,003	\$5,033,388	\$4,572,309	\$4,199,775	\$2,973,006	\$3,075,444

Source: Annual financial statements of the City of Happy Valley



City of Happy Valley
Fiscal Year 2015- 2016 Budget

CHANGES IN FUND BALANCES OF GOVERNMENTAL FUNDS
Last Ten Fiscal Years
(modified accrual basis of accounting)

	Fiscal Year									
	2005	2006	2007	2008	2009	2010	2011	2012	2013	2014
REVENUES										
Property taxes	\$ 1,394,371	\$ 1,716,791	\$ 2,176,495	\$ 2,595,325	\$ 2,961,417	\$ 3,173,950	\$ 3,279,877	\$ 3,344,880	\$ 3,434,415	\$ 3,732,944
Gas Tax	312,783	367,268	389,193	428,381	422,485	475,910	602,531	774,660	803,621	875,088
Licenses and permits	2,822,078	4,207,578	2,965,117	2,263,718	1,934,931	1,560,507	1,625,496	2,402,384	2,794,665	3,611,799
System Development Charges	1,095,635	2,058,166	80,183	44,250	123,046	48,581	29,579	82,626	214,139	93,194
Intergovernmental	233,821	311,452	498,671	559,998	567,585	542,842	587,554	653,180	790,718	851,229
Other Revenue	315,464	748,364	1,048,247	1,036,599	749,804	655,234	739,887	716,885	855,677	1,035,281
Total Revenues	6,174,152	9,409,619	7,157,906	6,928,271	6,759,268	6,457,024	6,864,924	7,974,615	8,893,235	10,199,535
EXPENDITURES										
Current:										
Personal Services	1,523,830	2,084,880	2,361,712	2,573,378	2,824,943	2,952,546	2,900,904	2,875,971	3,200,252	3,622,454
Materials & Services	1,617,701	1,886,269	2,012,428	2,202,367	3,134,640	3,184,748	2,973,049	3,083,355	3,445,210	3,864,569
Debt Service:										
Principal	-	-	-	-	90,000	175,000	180,000	190,000	195,000	205,000
Interest and fiscal charges	-	-	-	183,894	207,588	201,956	194,413	186,550	178,369	169,869
Capital Outlay	955,100	2,781,838	1,542,239	10,130,390	4,879,434	386,439	321,706	551,212	1,152,157	654,784
Total Expenditures	4,096,631	6,752,987	5,916,379	15,090,029	11,136,605	6,900,689	6,570,072	6,887,088	8,170,988	8,516,676
Excess (Deficiency) of Revenues										
over Expenditures	2,077,521	2,656,632	1,241,527	(8,161,758)	(4,377,337)	(443,665)	294,852	1,087,527	722,247	1,682,859
OTHER FINANCING SOURCES (USES)										
Transfers in	1,214,541	4,268,503	4,388,198	1,796,143	1,142,440	2,061,390	342,900	884,083	2,652,413	1,925,079
Transfers out	(1,214,541) (1)	(4,268,503)	(4,388,198)	(1,796,143)	(1,142,440)	(2,061,390)	(342,900)	(884,083)	(2,652,413)	(1,925,079)
Bond Proceeds	-	-	-	5,044,546	-	-	-	-	-	-
Proceeds from Land Sale	-	-	-	2,885,549	-	-	-	-	-	-
Total Other Financing Sources (Uses)	-	-	-	7,930,095	-	-	-	-	-	-
Net change in fund balances	\$ 2,077,521	\$ 2,656,632	\$ 1,241,527	\$ (231,663)	\$ (4,377,337)	\$ (443,665)	\$ 294,852	\$ 1,087,527	\$ 722,247	\$ 1,682,859
Debt service as a percentage										
of noncapital expenditures	0.00%	0.00%	0.00%	3.71%	4.76%	5.79%	5.99%	5.94%	5.32%	4.77%

Source: Annual financial statements of the City of Happy Valley

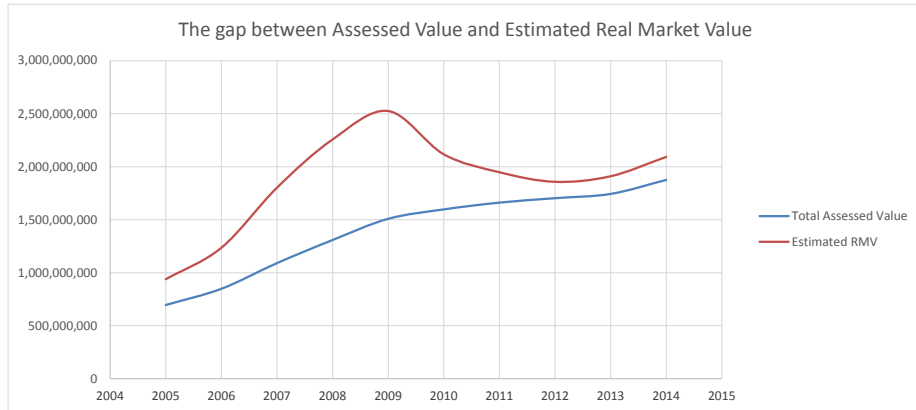


City of Happy Valley
Fiscal Year 2015- 2016 Budget

ASSESSED VALUE AND ESTIMATED VALUE OF TAXABLE PROPERTY
Last Ten Fiscal Years

Fiscal Year Ended June 30	Assessed Value					Total assessed value	Total direct tax rate	RMV	Assessed value as percentage of RMV
	Real property	Personal property	Manuf'd structure	Public utility	Estimated real market value (RMV)				
2005	\$ 676,633,373	\$ 3,939,159	\$ 918,943	\$ 13,661,413	\$ 695,152,888	\$ 2.05	\$ 938,703,822	74.05	
2006	828,827,404	4,387,149	1,102,142	14,052,959	848,369,654	2.05	1,235,549,836	68.66	
2007	1,067,150,898	5,132,513	1,089,594	17,162,800	1,090,535,805	2.05	1,802,196,431	60.51	
2008	1,279,795,614	5,357,440	1,092,109	22,157,590	1,308,402,753	2.05	2,257,260,873	58.00	
2009	1,473,382,597	9,569,639	1,150,881	24,327,080	1,508,430,197	2.05	2,525,081,387	59.70	
2010	1,548,398,234	8,249,070	1,072,634	39,468,140	1,597,188,078	2.05	2,116,716,946	75.46	
2011	1,610,806,718	8,698,169	1,046,052	40,575,700	1,661,126,639	2.05	1,947,677,381	85.30	
2012	1,651,831,555	7,806,424	1,052,525	42,239,100	1,702,929,604	2.05	1,857,342,675	91.70	
2013	1,694,660,433	6,990,997	1,174,223	40,380,600	1,743,206,253	2.05	1,909,870,958	91.30	
2014	1,825,265,969	7,350,321	1,181,489	41,387,160	1,875,184,939	2.05	2,092,293,811	89.60	

Source: Clackamas County Assessor's Office
 Note: Property is generally assessed as of July 1st of each fiscal year



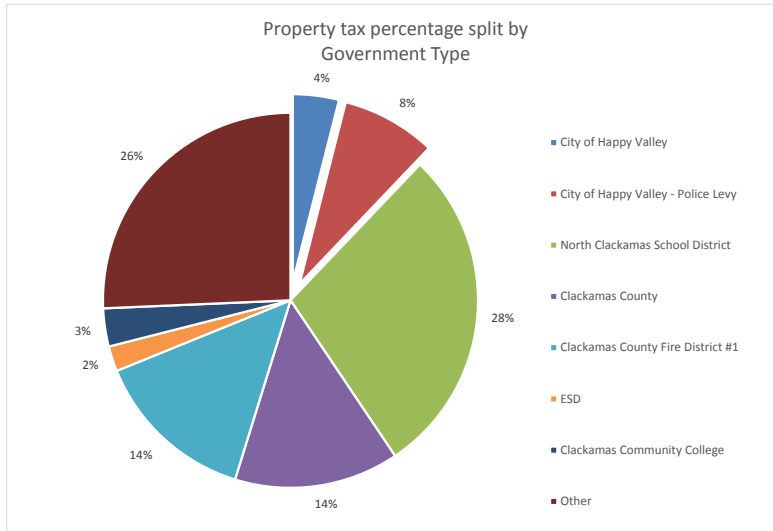


**City of Happy Valley
Fiscal Year 2015- 2016 Budget**

**PROPERTY TAX RATES
DIRECT AND OVERLAPPING GOVERNMENTS
Last Ten Fiscal Years**

Fiscal Year	City direct rates			Overlapping Rates							Total Direct and Overlapping
	General Operating	Police Levy	Total Direct Rate	School District	Clackamas County	Clackamas County Fire Dist #1	Education Service District	Clackamas Community College	Other		
2005	\$ 0.671	\$ 1.38	\$ 2.05	\$ 4.46	\$ 2.40	\$ 2.21	\$ 0.3591	\$ 0.5408	\$ 2.9117	\$ 14.95	
2006	0.671	1.38	2.05	4.47	2.40	2.24	0.3590	0.5411	2.8831	14.95	
2007	0.671	1.38	2.05	4.64	2.40	2.31	0.3624	0.5481	2.9576	15.27	
2008	0.671	1.38	2.05	4.62	2.40	2.30	0.3620	0.5476	4.2262	16.52	
2009	0.671	1.38	2.05	4.60	2.40	2.31	0.3611	0.5463	4.1153	16.39	
2010	0.671	1.38	2.05	4.57	2.40	2.30	0.3620	0.5450	4.7103	16.94	
2011	0.671	1.38	2.05	4.57	2.40	2.30	0.3619	0.5449	4.7269	16.95	
2012	0.671	1.38	2.05	4.59	2.40	2.30	0.3624	0.5459	5.1649	17.42	
2013	0.671	1.38	2.05	4.58	2.40	2.30	0.3623	0.5455	4.7792	17.02	
2014	0.671	1.38	2.05	4.82	2.40	2.38	0.3676	0.5560	4.3478	16.93	

Source: Clackamas County Assessor's Office





**City of Happy Valley
Fiscal Year 2015- 2016 Budget**

Total Assessed Value 2,037,879,748
Average Education 5.73

Average Gen Gov 8.49
Average Taxes 16.39

Summary of Tax Rates by Tax Code

Tax Code	012-149	012-158	012-188	012-194	012-195	012-196
Assessed Valuation	\$ 1,735,350,779	\$ 143,518,375	\$ 46,479,288	\$ 50,714,601	\$ 5,656,930	\$ 8,862,349
M-50 Consolidated Tax Rate	16.6483	16.6483	16.6483	16.6483	16.6483	16.6483
Clackamas Community College	0.5557	0.5557	0.5557	0.5557	0.5557	0.5557
ESD Clackamas	0.3675	0.3675	0.3675	0.3675	0.3675	0.3675
N Clackamas SD #12	4.8123	4.8123	4.8123	4.8123	4.8123	4.8123
Total Education	5.7355	5.7355	5.7355	5.7355	5.7355	5.7355
City of Happy Valley Permanent Rate	0.6710	0.6710	0.6710	0.6710	0.6710	0.6710
City of Happy Valley Public Safety	1.3800	1.3800	1.3800	1.3800	1.3800	1.3800
Clackamas County	2.4037	2.4037	2.4037	2.4037	2.4037	2.4037
County Extension & 4H	0.0499	0.0499	0.0499	0.0499	0.0499	0.0499
County Library	0.3961	0.3961	0.3961	0.3961	0.3961	0.3961
County Public Safety Loc Opt 2006	0.2480	0.2480	0.2480	0.2480	0.2480	0.2480
County Soil Cons	0.0499	0.0499	0.0499	0.0499	0.0499	0.0499
FD #1	2.3816	2.3816	2.3816	2.3816	2.3816	2.3816
N Clackamas Parks	0.5319	0.5319	0.5319	0.5319	0.5319	0.5319
Port of Portland	0.0699	0.0699	0.0699	0.0699	0.0699	0.0699
Service District 2 Metro	0.0962	0.0962	0.0962	0.0962	0.0962	0.0962
Service District 2 Metro Loc Opt 2013	0.0960	0.0960	0.0960	0.0960	0.0960	0.0960
Urban Renewal	0.0998	0.0998	0.0998	0.0998	0.0998	0.0998
Vector Control	0.0065	0.0065	0.0065	0.0065	0.0065	0.0065
Vector Control LOC OPT 2005	0.0250	0.0250	0.0250	0.0250	0.0250	0.0250
Total General Government	8.5055	8.5055	8.5055	8.5055	8.5055	8.5055
Community College Bond CCC	0.1491	0.1491	0.1491	0.1491	0.1491	0.1491
FD #1 Bond	0.0558	0.0558	0.0558	0.0558	0.0558	0.0558
N Clackamas SD #12 Bond	0.6993	0.6993	0.6993	0.6993	0.6993	0.6993
N Clackamas SD #12 Bond 2006	1.2376	1.2376	1.2376	1.2376	1.2376	1.2376
Service #2 Metro Bond	0.0882	0.0882	0.0882	0.0882	0.0882	0.0882
Service #2 Metro Bond 2006	0.1773	0.1773	0.1773	0.1773	0.1773	0.1773
Tri Met Bond	-	-	-	-	-	-
Mt. Scott Water Bond	-	-	-	-	-	-
Total Excluded From Limitations	2.4073	2.4073	2.4073	2.4073	2.4073	2.4073
Total Rate	16.6483	16.6483	16.6483	16.6483	16.6483	16.6483



**City of Happy Valley
Fiscal Year 2015- 2016 Budget**

Total Assessed Value 2,037,879,748
Average Education 5.73

Average Gen Gov 8.49
Average Taxes 16.39

Summary of Tax Rates by Tax Code

Tax Code	012-235	012-236	012-237	012-243	012-250	012-255
Assessed Valuation	\$ 16,935,857	\$ 739,049	\$ 1,461,133	\$ 6,661,417	\$ 842,635	\$ 2,094
M-50 Consolidated Tax Rate	16.6483	16.6483	16.6483	16.6483	16.6483	16.6483
Clackamas Community College	0.5557	0.5557	0.5557	0.5557	0.5557	0.5557
Mt. Hood Community College	0.3675	0.3675	0.3675	0.3675	0.3675	0.3675
ESD Clackamas	4.8123	4.8123	4.8123	4.8123	4.8123	4.8123
N Clackamas SD #12	-	-	-	-	-	-
ESD Multnomah Co	-	-	-	-	-	-
Centennial SD #302	-	-	-	-	-	-
Total Education	5.7355	5.7355	5.7355	5.7355	5.7355	5.7355
City of Happy Valley Permanent Rate	0.6710	0.6710	0.6710	0.6710	0.6710	0.6710
City of Happy Valley Public Safety	1.3800	1.3800	1.3800	1.3800	1.3800	1.3800
Clackamas County	2.4037	2.4037	2.4037	2.4037	2.4037	2.4037
County Extension & 4H	0.0499	0.0499	0.0499	0.0499	0.0499	0.0499
County Library	0.3961	0.3961	0.3961	0.3961	0.3961	0.3961
County Public Safety Loc Opt 2006	0.2480	0.2480	0.2480	0.2480	0.2480	0.2480
County Soil Cons	0.0499	0.0499	0.0499	0.0499	0.0499	0.0499
FD #1	2.3816	2.3816	2.3816	2.3816	2.3816	2.3816
N Clackamas Parks	0.5319	0.5319	0.5319	0.5319	0.5319	0.5319
Port of Portland	0.0699	0.0699	0.0699	0.0699	0.0699	0.0699
Service District 2 Metro	0.0962	0.0962	0.0962	0.0962	0.0962	0.0962
Service District 2 Metro Loc Opt 2013	0.0960	0.0960	0.0960	0.0960	0.0960	0.0960
Urban Renewal	0.0998	0.0998	0.0998	0.0998	0.0998	0.0998
Vector Control	0.0065	0.0065	0.0065	0.0065	0.0065	0.0065
Vector Control LOC OPT 2005	0.0250	0.0250	0.0250	0.0250	0.0250	0.0250
Total General Government	8.5055	8.5055	8.5055	8.5055	8.5055	8.5055
Community College Bond CCC	0.1491	0.1491	0.1491	0.1491	0.1491	0.1491
FD #1 Bond	0.0558	0.0558	0.0558	0.0558	0.0558	0.0558
N Clackamas SD #12 Bond	0.6993	0.6993	0.6993	0.6993	0.6993	0.6993
N Clackamas SD #12 Bond 2006	1.2376	1.2376	1.2376	1.2376	1.2376	1.2376
Centennial SD #302 Bond	-	-	-	-	-	-
Service #2 Metro Bond	0.0882	0.0882	0.0882	0.0882	0.0882	0.0882
Service #2 Metro Bond 2006	0.1773	0.1773	0.1773	0.1773	0.1773	0.1773
Tri Met Bond	-	-	-	-	-	-
Total Excluded From Limitations	2.4073	2.4073	2.4073	2.4073	2.4073	2.4073
Total Rate	16.6483	16.6483	16.6483	16.6483	16.6483	16.6483

Source: Clackamas County, Oregon Department of Assessment and Taxation, Assessment & Tax Roll Summaries



**City of Happy Valley
Fiscal Year 2015- 2016 Budget**

Total Assessed Value 2,037,879,748
Average Education 5.73

Average Gen Gov 8.49
Average Taxes 16.39

Summary of Tax Rates by Tax Code

Tax Code	302-015	302-016	302-020	302-021		
Assessed Valuation	\$ 2,724,592	\$ -	\$ 2,793,485	\$ 15,137,164		
M-50 Consolidated Tax Rate	15.6184	15.6184	15.6184	15.6184		
Clackamas Community College	-	-	-	-		
Mt. Hood Community College	0.4917	0.4917	0.4917	0.4917		
ESD Clackamas	-	-	-	-		
ESD Multnomah Co	0.4576	0.4576	0.4576	0.4576		
Centennial SD #302	4.7448	4.7448	4.7448	4.7448		
Total Education	5.6941	5.6941	5.6941	5.6941	-	-
City of Happy Valley Permanent Rate	0.6710	0.6710	0.6710	0.6710		
City of Happy Valley Public Safety	1.3800	1.3800	1.3800	1.3800		
Clackamas County	2.4037	2.4037	2.4037	2.4037		
County Extension & 4H	0.0499	0.0499	0.0499	0.0499		
County Library	0.3961	0.3961	0.3961	0.3961		
County Public Safety Loc Opt 2006	0.2480	0.2480	0.2480	0.2480		
County Soil Cons	0.0499	0.0499	0.0499	0.0499		
FD #1	2.3816	2.3816	2.3816	2.3816		
N Clackamas Parks	0.5319	0.5319	0.5319	0.5319		
Port of Portland	0.0699	0.0699	0.0699	0.0699		
Service District 2 Metro - Zoo	0.0962	0.0962	0.0962	0.0962		
Urban Renewal County SP	0.0960	0.0960	0.0960	0.0960		
Urban Renewal	0.0293	0.0293	0.0293	0.0293		
Vector Control	0.0065	0.0065	0.0065	0.0065		
Vector Control LOC OPT 2005	0.0250	0.0250	0.0250	0.0250		
Total General Government	8.4350	8.4350	8.4350	8.4350	-	-
Community College Bond CCC	-	-	-	-		
FD #1 Bond	0.0558	0.0558	0.0558	0.0558		
N Clackamas SD #12 Bond	-	-	-	-		
N Clackamas SD #12 Bond 2006	-	-	-	-		
Centennial SD #302 Bond	1.1680	1.1680	1.1680	1.1680		
Service #2 Metro Bond	0.0882	0.0882	0.0882	0.0882		
Service #2 Metro Bond 2006	0.1773	0.1773	0.1773	0.1773		
Tri Met Bond	-	-	-	-		
Total Excluded From Limitations	1.4893	1.4893	1.4893	1.4893	-	-
Total Rate	15.6184	15.6184	15.6184	15.6184	-	-

Source: Clackamas County, Oregon Department of Assessment and Taxation, Assessment & Tax Roll Summaries



**City of Happy Valley
Fiscal Year 2015- 2016 Budget**

**PRINCIPAL PROPERTY TAXPAYERS
Current Year and Nine Years Ago**

Rank	Taxpayer	2013-14			2004-05		
		Taxable Assessed Valuation	Rank	Percentage of Total Assessed Valuation	Taxable Assessed Valuation	Rank	Percentage of Total Assessed Valuation
1	Sunrise Terrace Apartments LLC	\$25,464,576	1	1.36%			
2	ROIC Oregon LLC	24,349,237	2	1.30%			
3	TADC LLC	20,590,644	3	1.10%			
4	DR Horton Inc- Portland	13,146,359	4	0.70%			
5	Comcast Corporation	12,397,300	5	0.66%	1,860,097	9	0.27%
6	Portland General Electric Co	12,167,000	6	0.65%	4,032,000	3	0.58%
7	TRC MM LLC	7,852,559	7	0.42%	5,640,583	1	0.81%
8	Northwest Natural Gas Co	7,629,000	8	0.41%	4,262,900	2	0.61%
9	Sabal Financial Group LP	7,327,098	9	0.39%			
10	Providence Health & Services- OR	4,983,608	10	0.27%			
	NNP-Taralon LLC				3,474,612	4	0.50%
	Sprint Nextel Group				2,546,700	5	0.37%
	Geo LLC				2,522,696	6	0.36%
	TPOR-A LLC				2,168,766	7	0.31%
	JT Smith Companies				1,953,961	8	0.28%
	Austria Camilo Trustee				1,500,761	10	0.22%
		<u>\$ 135,907,381</u>		<u>7.25%</u>	<u>\$ 29,963,076</u>		<u>4.31%</u>

Source: Clackamas County Assessor's Office



**City of Happy Valley
Fiscal Year 2015- 2016 Budget**

**PROPERTY TAX LEVIES AND COLLECTIONS
Last Ten Fiscal Years**

Fiscal Year Ended June 30	Total Tax Levy for Fiscal Year	Collected within the Fiscal Year of the Levy		Collections in Subsequent Years	Total Collections to Date	
		Amount Collected	Percentage of Levy		Amount Collected	Percentage of Levy
2005	\$1,443,486	\$1,365,186	94.58%	\$27,857	\$ 1,393,043	96.51%
2006	1,770,442	1,682,647	95.04%	33,802	1,716,449	96.95%
2007	2,253,189	2,134,326	94.72%	40,005	2,174,331	96.50%
2008	2,699,731	2,538,635	94.03%	54,227	2,592,862	96.04%
2009	3,092,721	2,880,037	93.12%	74,628	2,954,665	95.54%
2010	3,271,293	3,064,203	93.67%	108,798	3,173,001	97.00%
2011	3,379,779	3,163,897	93.61%	115,825	3,279,722	97.04%
2012	3,456,635	3,248,651	93.98%	97,334	3,345,985	96.80%
2013	3,532,604	3,331,232	94.30%	102,808	3,434,040	97.21%
2014	3,819,691	3,621,704	94.82%	108,282	3,729,986	97.65%

Source: Annual financial statements of the City of Happy Valley



**City of Happy Valley
Fiscal Year 2015- 2016 Budget**

**RATIOS OF GENERAL BONDED DEBT OUTSTANDING
Last Ten Fiscal Years**

Fiscal Year Ended June 30	General Obligation Bonds (2)	Less: Amounts Available in Debt Service Fund (3)	Total	Percentage of Estimated Real Market Value of Property (1)	Per Capita
2005	\$0	\$0	\$0	0.00%	\$0
2006	0	0	0	0.00%	0
2007	0	0	0	0.00%	0
2008	5,042,318	0	5,042,318	0.22%	440
2009	4,950,090	0	4,950,090	0.20%	432
2010	4,772,862	0	4,772,862	0.23%	339
2011	4,590,634	0	4,590,634	0.24%	320
2012	4,398,406	0	4,398,406	0.24%	294
2013	4,201,178	0	4,201,178	0.22%	270
2014	3,993,951	376,131	3,617,820	0.17%	220

- (1) See the Schedule of Assessed Value and the estimated Real Market Value for property value data.
- (2) Presented net of original issuance discounts and premiums
- (3) This is the amount available to make debt service principal payments

Source: Annual financial statements of the City of Happy Valley



**City of Happy Valley
Fiscal Year 2015- 2016 Budget**

FULL-TIME EQUIVALENT BY FUNCTION

Last Ten Fiscal Years

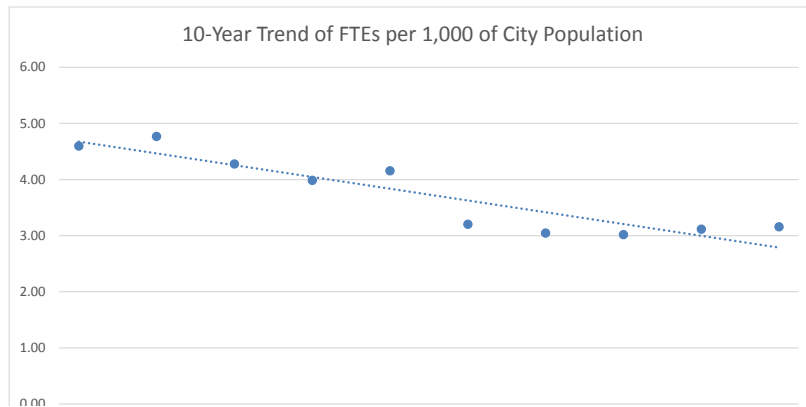
Function	Full-time Equivalent Employees as of June 30									
	2005	2006	2007	2008	2009	2010	2011	2012	2013	2014
Administration	9	6.5	5.5	5.5	7	6	9	7.5	6	7
Community Services and Public Safety	3	5	6.5	8	8.5	9	8.5	10	10.5	10.5
Economic and Community Development	10	19	18	16	12	10	8	8.5	11.5	14
Public Works / Parks / Streets	5	7	7	7	9	9	7	8	9	9
Public Safety - Police Officers*	6.4	6.4	7.4	9.15	11.15	11.15	11.15	11.15	11.5	11.5
Total FTE's	33.4	43.9	44.4	45.65	47.65	45.15	43.65	45.15	48.5	52

City Population	7,264	9,210	10,380	11,455	11,465	14,100	14,337	14,965	15,575	16,480
-----------------	-------	-------	--------	--------	--------	--------	--------	--------	--------	--------

FTE's per 1,000 of population	4.60	4.77	4.28	3.99	4.16	3.20	3.04	3.02	3.11	3.16
-------------------------------	------	------	------	------	------	------	------	------	------	------

* Police Officers are contracted with Clackamas County Sheriff and are not employees of the City of Happy Valley

Sources: Various city departments





**City of Happy Valley
Fiscal Year 2015 - 2016 Budget**

Legal Requirements



City of Happy Valley Fiscal Year 2015 – 2016 Budget Calendar

January - April, 2015	<ul style="list-style-type: none"> • Prepare Proposed Budget
April 22, 2015	<ul style="list-style-type: none"> • Publish Notice of Budget Committee Meeting (5 to 30 days before the meeting)
May 5 - 11, 2015	<ul style="list-style-type: none"> • Publish Notice of Budget Committee Meeting on City website (5 to 30 days before the meeting)
May 11, 2015	<ul style="list-style-type: none"> • Budget Committee Meeting
June 3, 2015	<ul style="list-style-type: none"> • Publish 'Notice of Budget Hearing' (5 to 30 days before the meeting)
June 16, 2015	<ul style="list-style-type: none"> • Hold the Budget Hearing <ul style="list-style-type: none"> ○ Enact Resolutions to: ○ Adopt Budget ○ Make Appropriations ○ Impose Taxes ○ Certify municipal services ○ City election to receive State Revenues
July 7, 2015	<ul style="list-style-type: none"> • Submit Tax Certification Documents to the Assessor by July 15, 2015 • Turn in Official Budget to County Clerk for Permanent Record by September 30, 2015

FORM LB-1

NOTICE OF BUDGET HEARING

A public meeting of the City of Happy Valley will be held on June 16, 2015 at 7pm at City Hall, 16000 SE Misty Drive , Happy Valley, Oregon. The purpose of this meeting is to discuss the budget for the fiscal year beginning July 1, 2015 as approved by the City of Happy Valley Budget Committee. A summary of the budget is presented below. A copy of the budget may be inspected or obtained at City Hall, 16000 SE Misty Drive, Happy Valley, Oregon, between the hours of 8:30a.m. and 4:30p.m. This budget is for an annual budget period and is prepared on a basis of accounting that is the same as the preceding year.

Contact: Barbara Muller, Director of Finance and IT Telephone: 503-783-3800 Email: barbaram@happyvalleyor.gov

FINANCIAL SUMMARY - RESOURCES			
TOTAL OF ALL FUNDS	Actual Amount 2013-14	Adopted Budget This Year 2014-15	Approved Budget Next Year 2015-16
Beginning Fund Balance/Net Working Capital	10,450,985	12,447,530	14,652,461
Fees, Licenses, Permits, Fines, Assessments & Other Service Charges	3,704,993	3,639,450	4,008,800
Federal, State and all Other Grants, Gifts, Allocations and Donations	1,726,317	7,784,075	4,596,978
Revenue from Bonds and Other Debt	0	0	0
Interfund Transfers / Internal Service Reimbursements	1,925,079	6,143,938	2,929,855
All Other Resources Except Current Year Property Taxes	1,035,281	273,000	234,600
Current Year Property Taxes Estimated to be Received	3,732,944	3,806,640	4,378,160
Total Resources	22,575,599	34,094,633	30,800,854

FINANCIAL SUMMARY - REQUIREMENTS BY OBJECT CLASSIFICATION			
Personnel Services	3,622,454	4,526,500	6,594,000
Materials and Services	3,864,569	6,365,950	6,946,823
Capital Outlay	654,784	9,450,047	4,220,805
Debt Service	374,869	380,000	371,700
Interfund Transfers	1,925,079	6,143,938	2,929,855
Contingencies	0	2,212,168	4,089,285
Special Payments	0	0	0
Unappropriated Ending Balance and Reserved for Future Expenditure	12,133,844	5,016,030	5,648,386
Total Requirements	22,575,599	34,094,633	30,800,854

FINANCIAL SUMMARY - REQUIREMENTS AND FULL-TIME EQUIVALENT EMPLOYEES (FTE) BY ORGANIZATIONAL UNIT OR PROGRAM *			
Name of Organizational Unit or Program FTE for that unit or program			
General Administration	1,504,877	2,134,000	2,235,200
FTE	7.00	10.00	11.00
Community Services/Public Safety	4,393,589	4,422,000	4,844,224
FTE	11.00	10.50	11.00
Economic & Community Development	3,190,074	3,389,300	3,721,372
FTE	15.00	14.50	17.00
Public Works	292,121	495,700	600,600
FTE	3.00	3.00	4.00
Parks	269,525	6,547,600	928,100
FTE	2.00	2.00	2.00
Streets	1,306,754	2,601,100	2,436,763
FTE	4.00	4.00	3.00
Library	0	0	4,781,154
FTE	0.00	0.00	15.15
Not Allocated to Organizational Unit or Program	11,618,659	14,504,933	11,253,441
FTE	0.00	0.00	0.00
Total Requirements	22,575,599	34,094,633	30,800,854
Total FTE	42.00	44.00	63.15

STATEMENT OF CHANGES IN ACTIVITIES and SOURCES OF FINANCING *

This budget includes a substantial change from the previous budget with the inclusion of the library in the operations of the City. The decision was made to transition library services from the County to the City effective July 1, 2015. We believe inclusion of the library aids in our mission to provide a high level of customer service to our residents. We continue to experience robust activity so this budget adds staff positions and increases our reserve funds to maintain a balance between spending on current needs and reserving money for the future. There is an increase of 19.15 FTE from the prior year budget. This is the result of adding 15.15 FTE for the inclusion of Library Services and 4 new full time positions for other areas. These new positions will accommodate the increase in activity and operations. A Library Fund was added to account for the revenues and expenditures associated with operation of the library. Transfers to the Debt Service Fund continue at a rate consistent with the goal to pay off debt in 2017. Transfers to the Reserve for Replacement Fund continue at a rate high enough to fund the replacement of assets per the schedule which is reviewed and updated annually. The Pension Reserve Fund was eliminated with the previous budget and is shown for historical purposes only. The Park Fund was also eliminated and is shown for historical purposes only.

PROPERTY TAX LEVIES			
	Rate or Amount Imposed 2013-14	Rate or Amount Imposed This Year 2014-15	Rate or Amount Approved Next Year 2015-16
Permanent Rate Levy (rate limit _____ per \$1,000)	0.671	0.671	0.671
Local Option Levy	1.380	1.380	1.380
Levy For General Obligation Bonds	0	0	0

STATEMENT OF INDEBTEDNESS		
LONG TERM DEBT	Estimated Debt Outstanding on July 1.	Estimated Debt Authorized, But Not Incurred on July 1
General Obligation Bonds	\$0	\$0
Other Bonds	\$3,750,000	\$0
Other Borrowings	\$0	\$0
Total	\$3,750,000	\$0

* If more space is needed to complete any section of this form, insert lines (rows) on this sheet. You may delete blank lines.

**CITY OF HAPPY VALLEY
RESOLUTION NO. 15-13**

**RESOLUTION ADOPTING THE BUDGET FOR FISCAL YEAR 2015-2016,
APPROPRIATING FUNDS,
IMPOSING AND CATEGORIZING THE TAXES**

ADOPTING THE BUDGET

BE IT RESOLVED the CITY OF HAPPY VALLEY hereby adopts the budget for fiscal year 2015-2016 now on file at City Hall in the sum of \$30,800,854.*

MAKING APPROPRIATIONS

BE IT RESOLVED the amounts for the fiscal year beginning July 1, 2015, and for the purposes shown below are hereby appropriated as follows:

GENERAL FUND

Personal Services	4,867,800
Materials & Services	2,118,900
Transfers	1,350,000
Contingency	1,677,255
<hr/>	
FUND TOTAL	10,013,955

STREET FUND

Personal Services	251,200
Materials & Services	274,200
Capital Outlay	585,185
Transfers	296,278
<hr/>	
FUND TOTAL	1,406,863

PUBLIC SAFETY FUND

Materials & Services	2,790,223
Transfers	274,035
Contingency	675,566
<hr/>	
FUND TOTAL	3,739,824

**CITY OF HAPPY VALLEY
RESOLUTION NO. 15-13**

MAKING APPROPRIATIONS, CONTINUED:

LIBRARY FUND

Personal Services	1,475,000
Materials & Services	593,500
Transfers	976,190
Contingency	1,736,464
FUND TOTAL	4,781,154

SYSTEM DEVELOPMENT CHARGES FUND

Capital Outlay	736,339
FUND TOTAL	736,339

PEDESTRIAN IMPROVEMENT PROJECTS FUND

Materials & Services	10,000
Capital Outlay	823,281
Transfers	33,352
FUND TOTAL	866,633

RESERVE FOR REPLACEMENT FUND

Materials & Services	1,160,000
Capital Outlay	2,076,000
FUND TOTAL	3,236,000

RESERVE FOR DEBT SERVICE FUND

Debt Service	371,700
FUND TOTAL	371,700

TOTAL APPROPRIATIONS ALL FUNDS 25,152,468 *

* Note the total appropriation amount is not equal to the amount of the total adopted budget. This is due to a total of \$5,648,386 categorized as Reserved for Future Expenditures in three of the funds. Reserved for Future Expenditures are not appropriated which accounts for the difference between total appropriations and total budget.

**CITY OF HAPPY VALLEY
RESOLUTION NO. 15-13**

IMPOSING AND CATEGORIZING TAXES

NOW THEREFORE, BE IT RESOLVED that the City Council of the City of Happy Valley hereby imposes the taxes provided for in the adopted budget at the rate of \$0.6710 per \$1,000 of the assessed value for operations and at the rate of \$1.3800 per \$1,000 of the assessed value for operations for the five year local option levy; and that these taxes are hereby imposed and categorized for tax year 2015-2016 upon the assessed value of all taxable property within the City


	<i>Subject to the General Government Limitation</i>	<i>Excluded from the Limitation</i>
GENERAL FUND	\$0.6710/\$1000	\$-0-
PUBLIC SAFETY FUND	\$1.3800/\$1000	\$-0-

BE IT RESOLVED that this resolution is and shall be effective immediately from and after its adoption by the Council.


PASSED by the City Council this 16th day of June 2015.

APPROVED by the Mayor this 16th day of June 2015.

ATTEST:



Marylee Walden, City Recorder



Lori DeRemer, Mayor



6605 SE Lake Road, Portland, OR 97222
 PO Box 22109, Portland, OR 97269-2109
 Phone: 503-684-0360 Fax: 503-620-3433
 E-mail: legals@commnewspapers.com

AFFIDAVIT OF PUBLICATION

State of Oregon, County of Clackamas, SS I, Charlotte Allsop, being the first duly sworn, depose and say that I am Accounting Manager of *Clackamas Review/Oregon City News*, a newspaper of general circulation, published at Clackamas/Oregon City, in the aforesaid county and state, as defined by ORS 193.010 and 193.020, that

**City of Happy Valley
 Notice of Budget Committee Meeting
 CLK13316**

a copy of which is hereto annexed, was published in the entire issue of said newspaper for

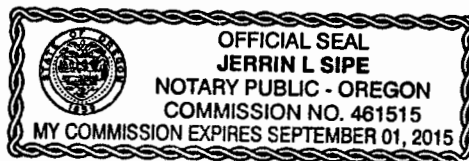
1
 week in the following issue:
April 22, 2015

Charlotte Allsop
 Charlotte Allsop (Accounting Manager)

Subscribed and sworn to before me this April 22, 2015.

Jerrin L Sipe
 NOTARY PUBLIC FOR OREGON
 My commission expires *Sept 1, 2015*

Acct #50603
 Attn: Barbara Muller
 City of Happy Valley
 16000 SE Misty Drive
 Happy Valley, OR 97086-6299



Size: 2 x 1.75"
 Amount Due: \$41.47*
 *Please remit to address above.

NOTICE OF BUDGET COMMITTEE MEETING

A public meeting of the Budget Committee of the City of Happy Valley, Clackamas County, State of Oregon, to discuss the budget for fiscal year July 1, 2015 to June 30, 2016 will be held at City Hall, 16000 SE Misty Drive, Happy Valley, OR 97086. The meeting will take place on **May 11, 2015 at 6:00 PM**. The purpose of the meeting is to receive the budget message and to receive comment from the public on the budget. A copy of the budget document may be inspected or obtained on or after May 5, 2015 at City Hall, 16000 SE Misty Drive, Happy Valley during normal business hours. This notice and the proposed budget for fiscal year 2015-16 will be posted on the city website: www.happyvalleyor.gov. This is a public meeting where deliberation of the Budget Committee will take place. Any person may appear at the meeting and discuss the proposed programs with the Budget Committee.
 Publish 04/22/2015. CLK13316



6605 SE Lake Road, Portland, OR 97222
 PO Box 22109, Portland, OR 97269-2109
 Phone: 503-684-0360 Fax: 503-620-3433
 E-mail: legals@commnewspapers.com

AFFIDAVIT OF PUBLICATION

State of Oregon, County of Clackamas, SS I, Charlotte Allsop, being the first duly sworn, depose and say that I am Accounting Manager of *Clackamas Review/Oregon City News*, a newspaper of general circulation, published at Clackamas/Oregon City, in the aforesaid county and state, as defined by ORS 193.010 and 193.020, that

**City of Happy Valley
 Notice of Budget Hearing
 CLK13365**

a copy of which is hereto annexed, was published in the entire issues of said newspapers for

1
 week in the following issue:
June 10, 2015

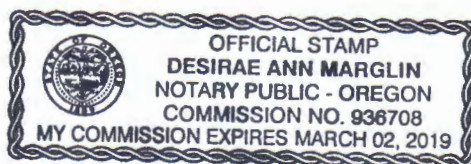
Charlotte Allsop

Charlotte Allsop (Accounting Manager)

Subscribed and sworn to before me this
 June 10, 2015.

Desirae A Marglin
 NOTARY PUBLIC FOR OREGON
 My commission expires *March 02, 2019*

Acct #50603
 Attn: Barbara Muller
 City of Happy Valley
 16000 SE Misty Drive
 Happy Valley, OR 97086-6299



Size: 3 x 7.25"
 Amount Due: \$257.73*

*Please remit to address above.

FORM LB-1

NOTICE OF BUDGET HEARING

A public meeting of the City of Happy Valley will be held on June 16, 2015 at 7pm at City Hall, 16000 SE Misty Drive, Happy Valley, Oregon. The purpose is to discuss the budget for the fiscal year beginning July 1, 2015 as approved by the City of Happy Valley Budget Committee. A summary of the budget A copy of the budget may be inspected or obtained at City Hall, 16000 SE Misty Drive, Happy Valley, Oregon, between the hours of 8:30a.m. and 4:30p. is for an annual budget period and is prepared on a basis of accounting that is the same as the preceding year.

Contact: Barbara Muller, Director of Finance and IT Telephone: 503-783-3800 Email: barberam@happyvalley.org

FINANCIAL SUMMARY - RESOURCES		
TOTAL OF ALL FUNDS	Actual Amount 2013-14	Adopted Budget This Year 2014-15
Beginning Fund Balance/Net Working Capital	10,450,985	12,447,530
Fees, Licenses, Permits, Fines, Assessments & Other Service Charges	3,704,993	3,639,450
Federal, State and all Other Grants, Gifts, Allocations and Donations	1,726,317	7,784,075
Revenue from Bonds and Other Debt	0	0
Interfund Transfers / Internal Service Reimbursements	1,925,079	6,143,938
All Other Resources Except Current Year Property Taxes	1,035,281	273,000
Current Year Property Taxes Estimated to be Received	3,732,944	3,806,840
Total Resources	22,575,599	34,094,633

FINANCIAL SUMMARY - REQUIREMENTS BY OBJECT CLASSIFICATION		
Personnel Services	3,622,454	4,526,586
Materials and Services	3,864,569	6,365,950
Capital Outlay	654,784	9,450,047
Debt Service	374,869	380,000
Interfund Transfers	1,925,079	6,143,938
Contingencies	0	2,212,168
Special Payments	0	0
Unappropriated Ending Balance and Reserved for Future Expenditure	12,133,844	5,016,030
Total Requirements	22,575,599	34,094,633

FINANCIAL SUMMARY - REQUIREMENTS AND FULL-TIME EQUIVALENT EMPLOYEES (FTE) BY ORGANIZATIONAL UNIT		
Name of Organizational Unit or Program FTE for that unit or program		
General Administration	1,504,877	2,134,000
FTE	7.00	10.00
Community Services/Public Safety	4,393,588	4,422,000
FTE	11.00	10.50
Economic & Community Development	3,190,074	3,389,300
FTE	15.00	14.50
Public Works	292,121	495,700
FTE	3.00	3.00
Parks	269,525	6,547,600
FTE	2.00	2.00
Streets	1,306,754	2,601,100
FTE	4.00	4.00
Library	0	0
FTE	0.00	0.00
Not Allocated to Organizational Unit or Program	11,618,659	14,504,933
FTE	0.00	0.00
Total Requirements	22,575,599	34,094,633
Total FTE	42.00	44.00

STATEMENT OF CHANGES IN ACTIVITIES and SOURCES OF FINANCING *

This budget includes a substantial change from the previous budget with the inclusion of the library in the operations of the City. The decision to include library services from the County to the City effective July 1, 2015. We believe inclusion of the library aids in our mission to provide a high level of service to our residents. We continue to experience robust activity so this budget adds staff positions and increases our reserve funds to maintain a level of activity on current needs and reserving money for the future. There is an increase of 19.15 FTE from the prior year budget. This is the result of the inclusion of Library Services and 4 new full time positions for other areas. These new positions will accommodate the increase in activity as a result of the inclusion of Library Services and 4 new full time positions for other areas. Transfers to the Debt Service Fund were added to account for the revenues and expenditures associated with operation of the library. Transfers to the Debt Service Fund consistent with the goal to pay off debt in 2017. Transfers to the Reserve for Replacement Fund continue at a rate high enough to fund the schedule which is reviewed and updated annually. The Pension Reserve Fund was eliminated with the previous budget and is shown for historical purposes only. The Park Fund was also eliminated and is shown for historical purposes only.

PROPERTY TAX RATES

Notice of Property Tax and Certification of Intent to Impose a Tax, Fee, Assessment or Charge on Property

To assessor of Clackamas County

FORM LB-50 2015-2016

Be sure to read instructions in the Notice of Property Tax Levy Forms and Instruction booklet

Check here if this is an amended form.

The City of Happy Valley has the responsibility and authority to place the following property tax, fee, charge or assessment

on the tax roll of Clackamas County. The property tax, fee, charge or assessment is categorized as stated by this form.

16000 SE Misty Drive Happy Valley OR 97086 7/9/15
Mailing Address of District City State ZIP code Date

Barbara Muller Director of Finance and IT 503-783-3827 barbaram@happyvalleyor.gov
Contact Person Title Daytime Telephone Contact Person E-Mail

CERTIFICATION - You **must** check one box if your district is subject to Local Budget Law.

- The tax rate or levy amounts certified in Part I are within the tax rate or levy amounts approved by the budget committee.
- The tax rate or levy amounts certified in Part I were changed by the governing body and republished as required in ORS 294.456.

PART I: TAXES TO BE IMPOSED

		Subject to General Government Limits		
		Rate -or- Dollar Amount		
1.	Rate per \$1,000 or Total dollar amount levied (within permanent rate limit)	1	0.671	Excluded from Measure 5 Limits Dollar Amount of Bond Levy
2.	Local option operating tax	2	1.38	
3.	Local option capital project tax	3		
4.	City of Portland Levy for pension and disability obligations	4		
5a.	Levy for bonded indebtedness from bonds approved by voters prior to October 6, 2001	5a.		
5b.	Levy for bonded indebtedness from bonds approved by voters on or after October 6, 2001	5b.		
5c.	Total levy for bonded indebtedness not subject to Measure 5 or Measure 50 (total of 5a + 5b)	5c.	0	

PART II: RATE LIMIT CERTIFICATION

6.	Permanent rate limit in dollars and cents per \$1,000	6	0.671
7.	Election date when your new district received voter approval for your permanent rate limit	7	
8.	Estimated permanent rate limit for newly merged/consolidated district	8	

PART III: SCHEDULE OF LOCAL OPTION TAXES - Enter all local option taxes on this schedule. If there are more than two taxes, attach a sheet showing the information for each.

Purpose (operating, capital project, or mixed)	Date voters approved local option ballot measure	First tax year levied	Final tax year to be levied	Tax amount -or- rate authorized per year by voters
Operating	5/19/2015	2015	2020	1.380

Part IV. SPECIAL ASSESSMENTS, FEES AND CHARGES

Description	Subject to General Government Limitation	Excluded from Measure 5 Limitation
1		
2		

If fees, charges, or assessments will be imposed on specific property within your district, you must attach a complete listing of properties, by assessor's account number, to which fees, charges, or assessments will be imposed. Show the fees, charges, or assessments uniformly imposed on the properties. If these amounts are not uniform, show the amount imposed on each property.

The authority for putting these assessments on the roll is ORS _____ (Must be completed if you have an entry in Part IV)



**City of Happy Valley
Fiscal Year 2015 - 2016 Budget**

Addendums

	FTE	Admin	CSPS	Eco Dev	PW	Parks	Streets	Library	Total
City Manager	1.00	1.00	-	-	-	-	-	-	1.00
Executive Assistant	1.00	1.00	-	-	-	-	-	-	1.00
Finance/IT Director	1.00	1.00	-	-	-	-	-	-	1.00
Senior Accountant	1.00	1.00	-	-	-	-	-	-	1.00
City Recorder/HR Director	1.00	1.00	-	-	-	-	-	-	1.00
IT Administrator	1.00	1.00	-	-	-	-	-	-	1.00
Proj Admin	1.00	1.00	-	-	-	-	-	-	1.00
Finance clerk	1.00	1.00	-	-	-	-	-	-	1.00
HR staff	1.00	1.00	-	-	-	-	-	-	1.00
Proj Admin	1.00	1.00	-	-	-	-	-	-	1.00
Proj Admin	1.00	1.00	-	-	-	-	-	-	1.00
Building Insp	1.00	-	-	1.00	-	-	-	-	1.00
Comm. Dev Director	1.00	-	-	1.00	-	-	-	-	1.00
Planner	1.00	-	-	1.00	-	-	-	-	1.00
Planner	1.00	-	-	1.00	-	-	-	-	1.00
Admin Asst II	1.00	-	-	1.00	-	-	-	-	1.00
Permit Tech	1.00	-	-	1.00	-	-	-	-	1.00
Engineer	1.00	-	-	1.00	-	-	-	-	1.00
Engineer	1.00	-	-	1.00	-	-	-	-	1.00
Eng Tech	1.00	-	-	1.00	-	-	-	-	1.00
Structural Eng	1.00	-	-	1.00	-	-	-	-	1.00
Permit Tech	1.00	-	-	1.00	-	-	-	-	1.00
Permit Tech	1.00	-	-	1.00	-	-	-	-	1.00
Building Official	1.00	-	-	1.00	-	-	-	-	1.00
Building Inspector	1.00	-	-	1.00	-	-	-	-	1.00
Building Insp/Plans Examiner	1.00	-	-	1.00	-	-	-	-	1.00
Plumbing/Bldg Insp	1.00	-	-	1.00	-	-	-	-	1.00
Building Insp	1.00	-	-	1.00	-	-	-	-	1.00
Public Works Director	1.00	-	-	-	1.00	-	-	-	1.00
Utility Worker II	1.00	-	-	-	-	1.00	-	-	1.00
Heavy Equip Mechanic	1.00	-	-	-	1.00	-	-	-	1.00
Utility Worker I	1.00	-	-	-	-	-	1.00	1.00	2.00
Utility Worker II	1.00	-	-	-	-	-	1.00	1.00	2.00
Utility Worker I	1.00	-	-	-	-	-	1.00	1.00	2.00
Admin Asst	1.00	-	-	-	1.00	-	-	-	1.00
Utility Workier II - WES Contract	1.00	-	-	-	1.00	-	-	-	1.00
Utility Worker I	1.00	-	-	-	-	1.00	-	-	1.00
Comm Svcs/Pub Safety Director	1.00	-	1.00	-	-	-	-	-	1.00
Admin Asst II	1.00	-	1.00	-	-	-	-	-	1.00
Admin Asst I	1.00	-	1.00	-	-	-	-	-	1.00
Comm Svcs Officer	1.00	-	1.00	-	-	-	-	-	1.00
Comm Svcs Officer	1.00	-	1.00	-	-	-	-	-	1.00
Comm Svcs Officer	1.00	-	1.00	-	-	-	-	-	1.00
Crime Prevention Specialist	1.00	-	1.00	-	-	-	-	-	1.00
Comm Involvement Specialist	1.00	-	1.00	-	-	-	-	-	1.00
Admin Asst II	1.00	-	1.00	-	-	-	-	-	1.00
Court Clerk	1.00	-	1.00	-	-	-	-	-	1.00
Court Clerk	1.00	-	1.00	-	-	-	-	-	1.00
Library Staff	15.15	-	-	-	-	-	-	15.15	15.15
49	63.15	11.00	11.00	17.00	4.00	2.00	3.00	18.15	66.15
Management		3.00	1.00	1.00	1.00	-	-	-	6.00
Planning		-	-	2.00	-	-	-	-	2.00
Eng		-	-	3.00	-	-	-	-	3.00
Public Works		-	-	-	2.00	2.00	3.00	3.00	10.00
Bldg Inspect/Plans Exam		-	-	6.00	-	-	-	-	6.00
Permit Staff		-	-	2.00	-	-	-	-	2.00
Court Staff		-	2.00	-	-	-	-	-	2.00
Library Staff		-	-	-	-	-	-	15.15	15.15
Code Enforcement		-	3.00	-	-	-	-	-	3.00
Administrative		8.00	5.00	3.00	1.00	-	-	-	17.00
		11.00	11.00	17.00	4.00	2.00	3.00	18.15	66.15

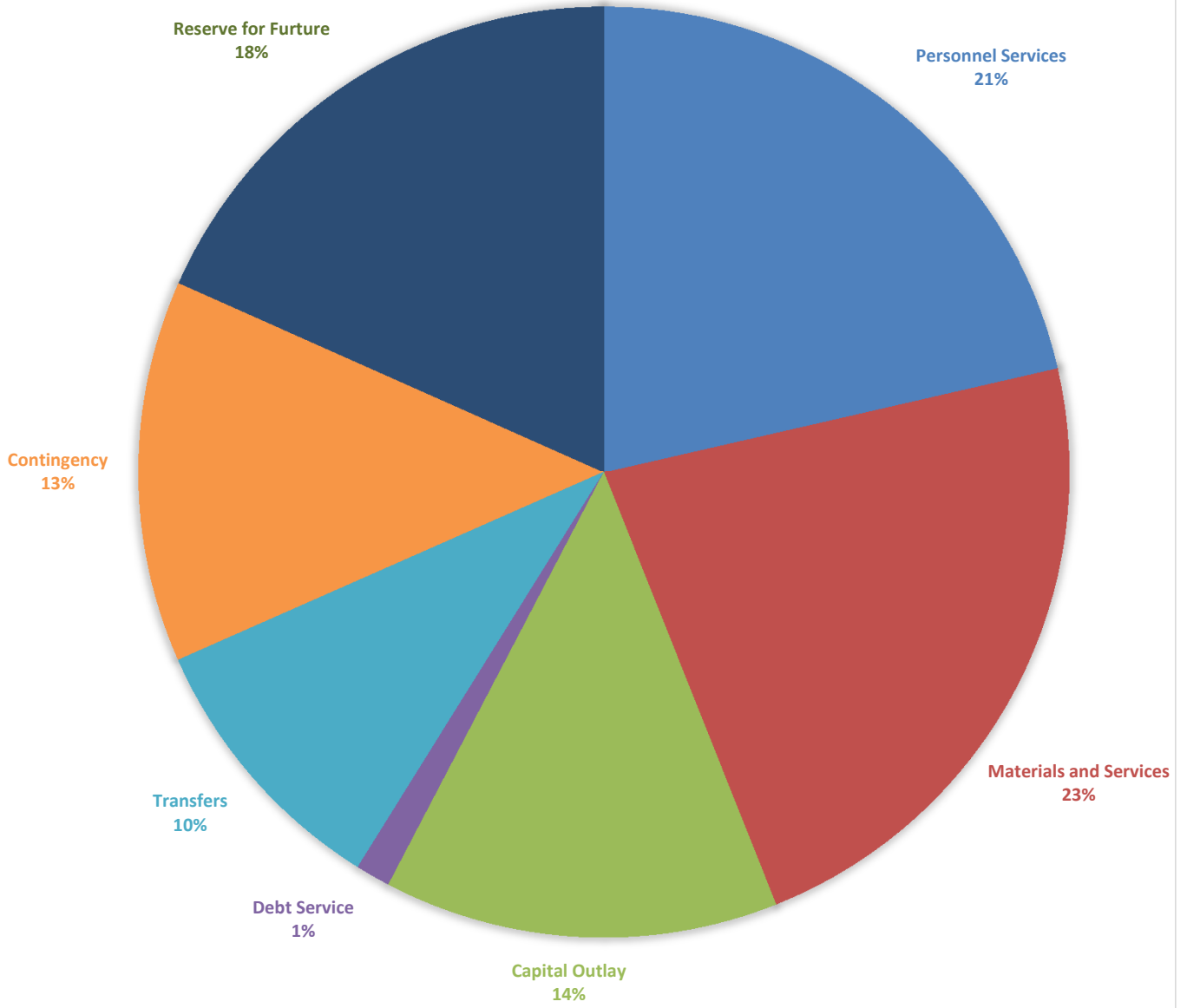


**City of Happy Valley
Fiscal Year 2015 - 2016 Budget**

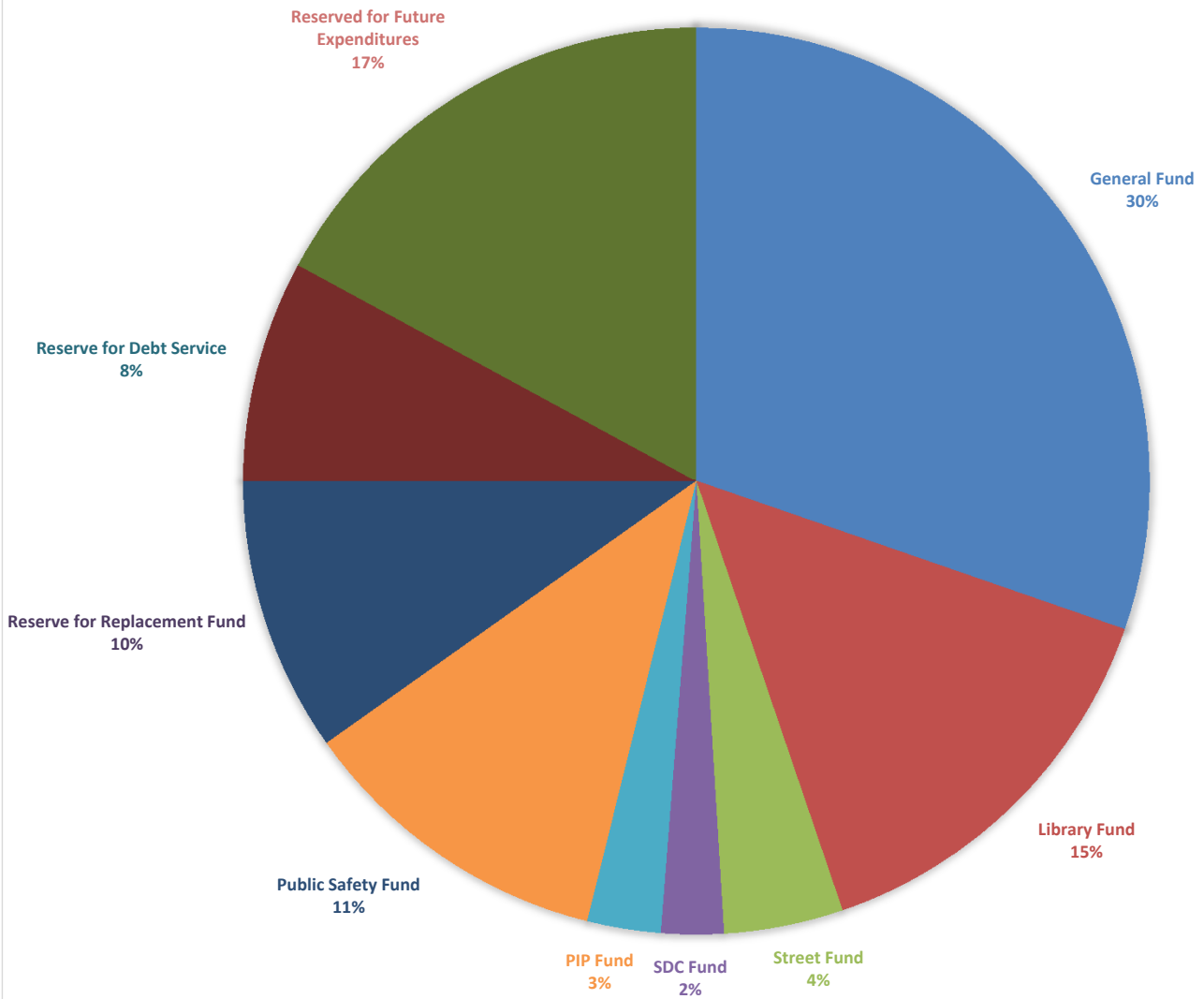
Total

***All Funds by Category
Percentage by Fund***

2015-16 ADOPTED BUDGET - EXPENDITURES BY CATEGORY



2015-16 ADOPTED BUDGET - EXPENDITURES BY FUND





General Fund

Total General Fund by Department

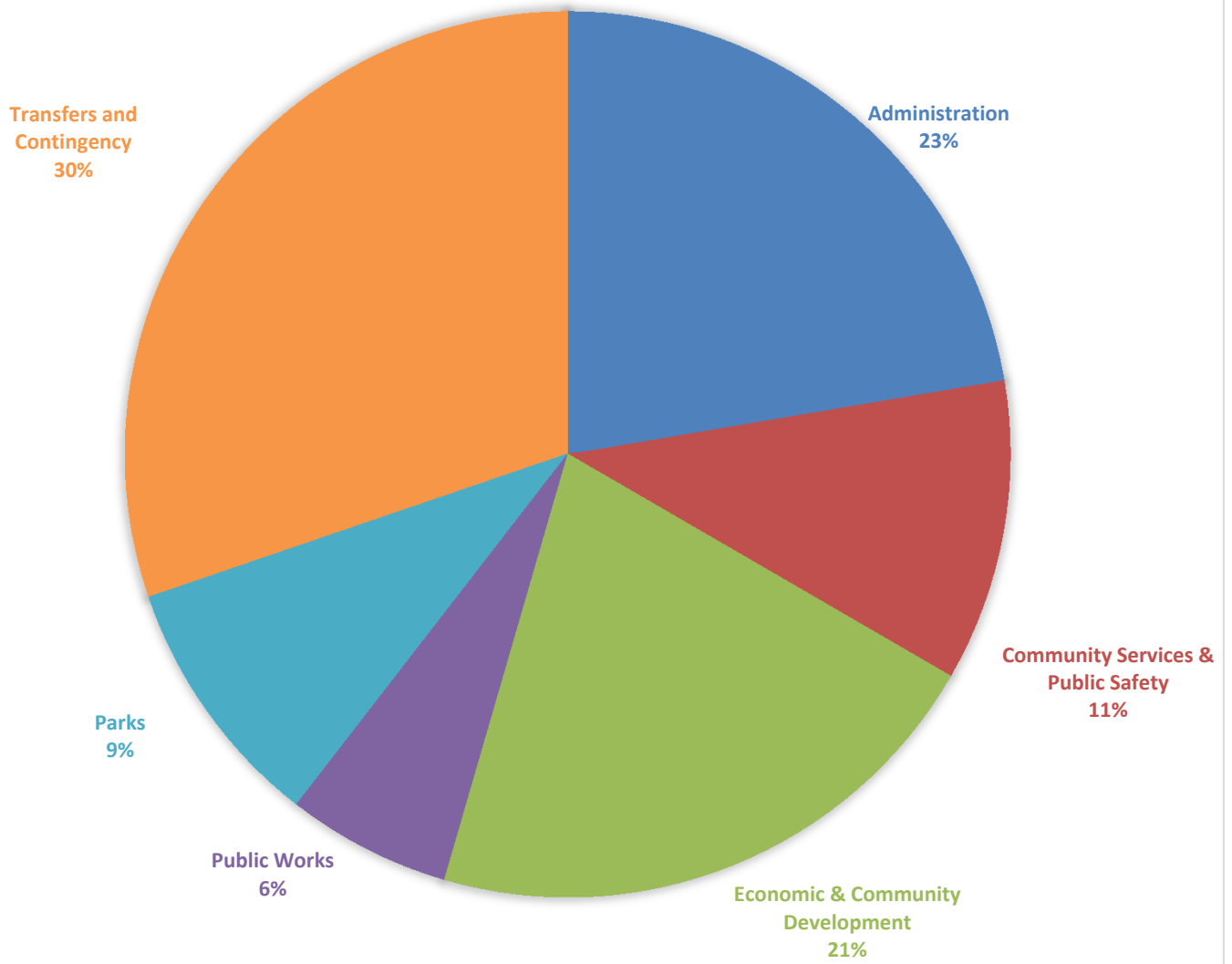
Revenue

Expenditures – Department/Category

Personnel Expenditures – Year/Department

M & S Expenditures – Year/Department

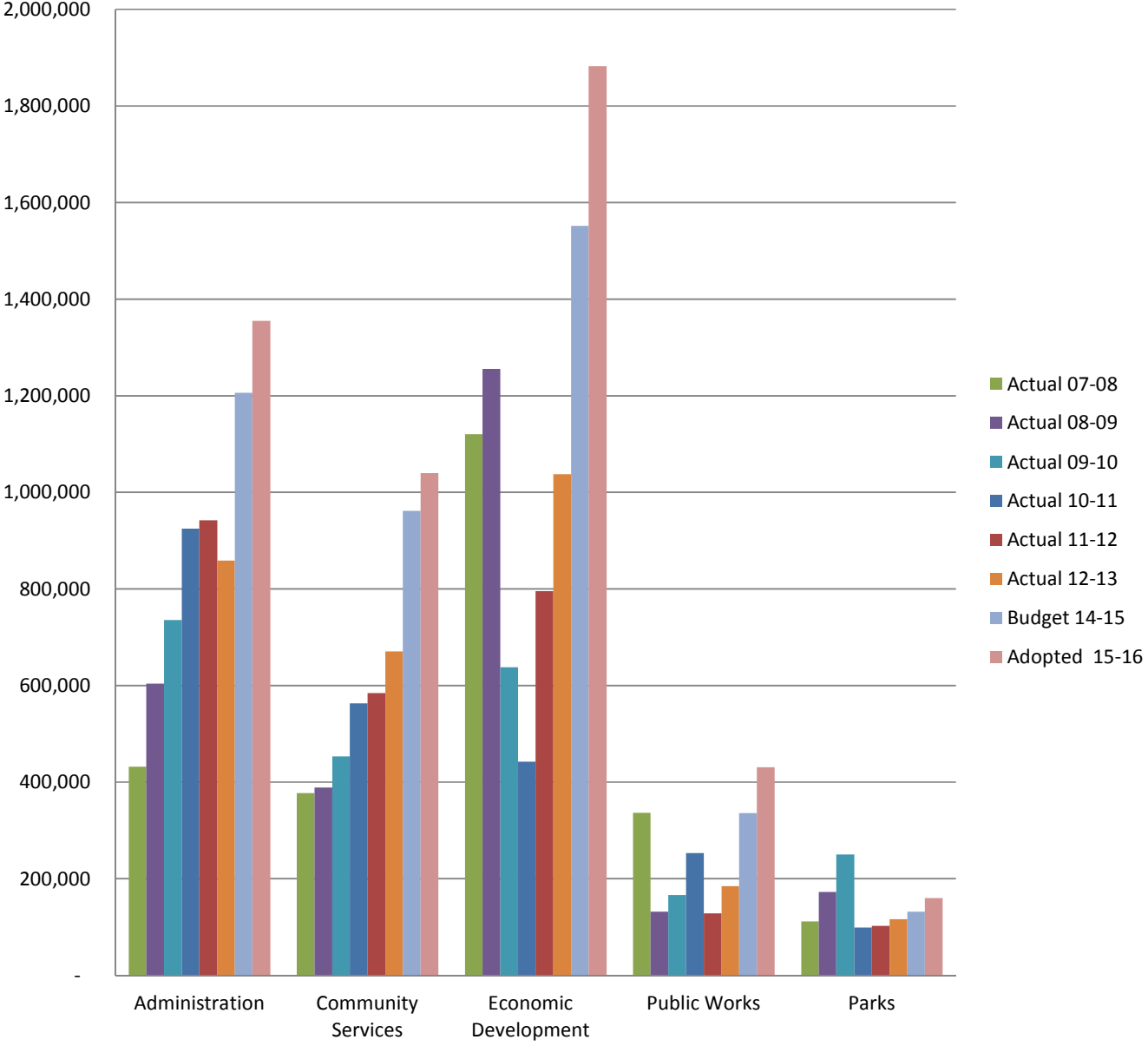
**GENERAL FUND - 2015-16 ADOPTED BUDGET -
EXPENDITURES BY DEPARTMENT**



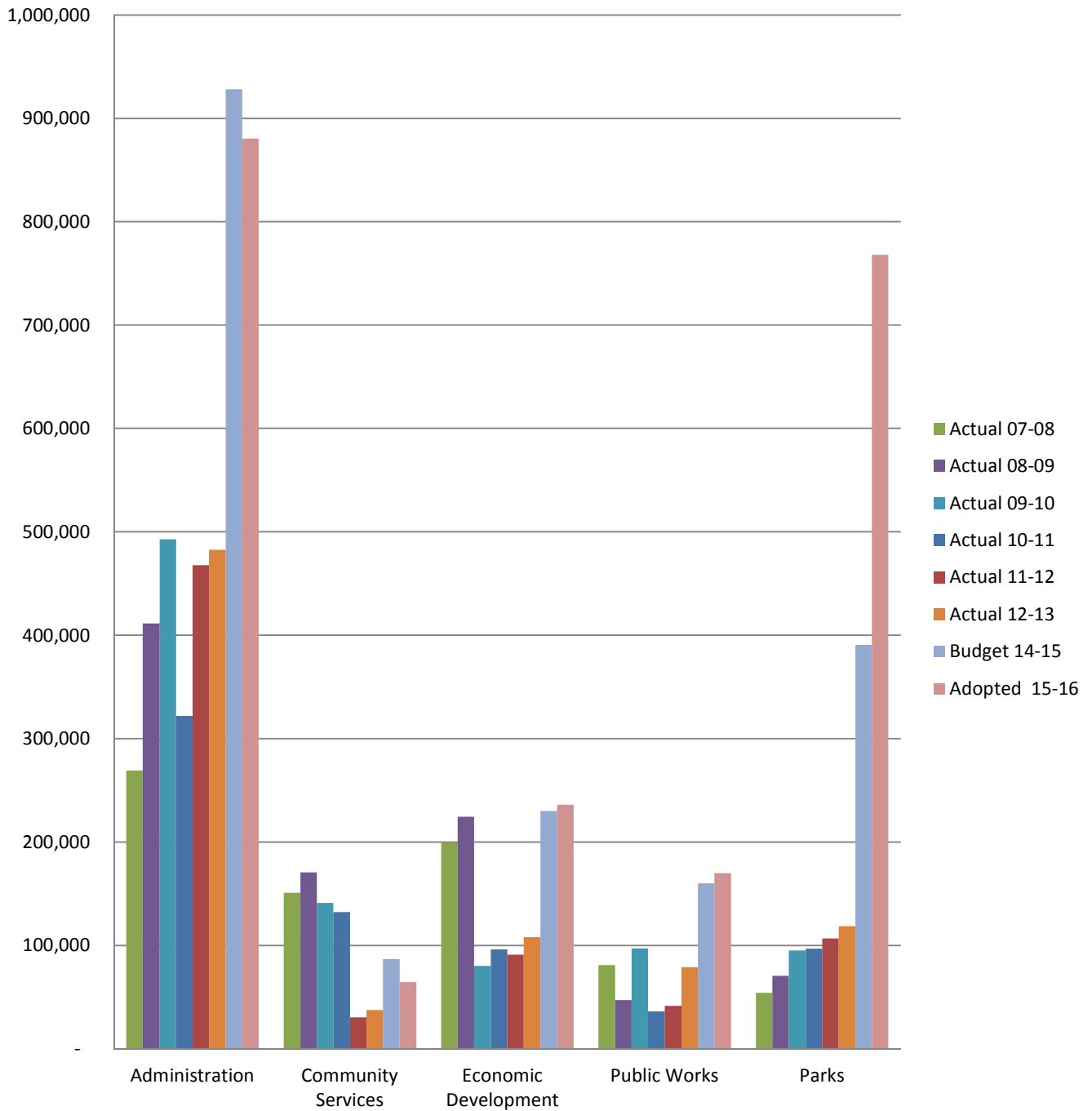
	Preceding		Adopted	Est	Budget for Fiscal Year 2015-16		
	2012-13	2013-14	Budget 2014-15	2014-15	Proposed	Approved	Adopted
General Fund							
Property Taxes	1,131,299	1,229,997	1,232,640	1,352,150	1,447,000	1,447,000	1,447,000
State Shared Revenues	359,869	386,622	337,575	395,000	415,000	415,000	415,000
Franchise Fees	768,953	813,862	801,650	825,000	845,000	845,000	845,000
User Related Fees	204,762	228,569	200,000	230,000	237,000	237,000	237,000
Planning, Engineering, Bldg Fees	1,710,913	2,323,354	1,879,800	1,955,000	2,075,500	2,075,500	2,075,500
Municipal Court	500,422	509,636	480,000	490,000	490,000	490,000	490,000
Intergovernmental	430,849	464,607	541,300	350,000	936,500	936,500	936,500
Misc Rev	264,323	205,004	200,000	170,000	175,100	175,100	175,100
Transfers In	951,144	406,521	624,038	624,038	822,855	822,855	822,855
Total Revenue	6,322,534	6,568,172	6,297,003	6,391,188	7,443,955	7,443,955	7,443,955
Personnel Services	858,641	840,013	1,205,700	919,000	1,454,800	1,354,800	1,354,800
Materials and Services	482,711	664,864	928,300	736,100	880,400	880,400	880,400
Total Administration	1,341,352	1,504,877	2,134,000	1,655,100	2,335,200	2,235,200	2,235,200
Personnel Services	670,908	837,958	961,500	815,800	1,039,900	1,039,900	1,039,900
Materials and Services	37,327	47,105	86,500	54,500	64,500	64,500	64,500
Total Comm Svc's/Public Safety	708,235	885,063	1,048,000	870,300	1,104,400	1,104,400	1,104,400
Personnel Services	1,037,781	1,326,466	1,551,900	1,531,500	1,882,400	1,882,400	1,882,400
Materials and Services	108,044	129,155	230,000	231,000	236,000	236,000	236,000
Total Eco & Community Development	1,145,825	1,455,621	1,781,900	1,762,500	2,118,400	2,118,400	2,118,400
Personnel Services	184,635	201,720	335,700	283,500	430,600	430,600	430,600
Materials and Services	78,874	90,401	160,000	140,000	170,000	170,000	170,000
Total Public Works	263,509	292,121	495,700	423,500	600,600	600,600	600,600
Personnel Services	116,564	135,800	131,800	129,500	160,100	160,100	160,100
Materials and Services	118,513	133,725	390,800	209,500	792,000	768,000	768,000
Total Parks	235,077	269,525	522,600	339,000	952,100	928,100	928,100

	Preceding		Adopted	Est	Budget for Fiscal Year 2015-16		Adopted
	2012-13	2013-14	Budget 2014-15	2014-15	Proposed	Approved	
Transfers To Other							
Funds	-	-	1,029,900	1,029,900	-	-	-
To Reserve for Pension Fund	60,000	60,000	-	-	-	-	-
To Res for Gen Operations Fund	1,000,000	200,000	800,000	800,000	-	-	-
To Reserve for Replacement Fund	171,800	495,863	1,550,000	1,550,000	250,000	350,000	350,000
To Debt Service Fund	373,369	751,000	1,990,000	1,990,000	1,000,000	1,000,000	1,000,000
Total Transfers	1,605,169	1,506,863	5,369,900	5,369,900	1,250,000	1,350,000	1,350,000
Contingency	-	-	1,834,903	2,572,447	1,653,255	1,677,255	1,677,255
Total Requirements	5,299,167	5,914,070	13,187,003	12,992,747	10,013,955	10,013,955	10,013,955
Annual Operating Surplus/(Deficit)	1,023,367	654,102	(6,890,000)	(6,601,559)	(2,570,000)	(2,570,000)	(2,570,000)
Beginning Fund Balance	4,924,089	5,947,458	6,890,000	6,601,559	2,570,000	2,570,000	2,570,000
Ending Fund Balance	5,947,456	6,601,560	-	-	-	-	-
Total General Fund							
Revenues	6,322,534	6,568,172	6,297,003	6,391,188	7,443,955	7,443,955	7,443,955
BFB	4,924,089	5,947,458	6,890,000	6,601,559	2,570,000	2,570,000	2,570,000
Total Resources	11,246,623	12,515,630	13,187,003	12,992,747	10,013,955	10,013,955	10,013,955
Personnel Services	2,868,529	3,341,957	4,186,600	3,679,300	4,967,800	4,867,800	4,867,800
Materials & Services	825,469	1,065,250	1,795,600	1,371,100	2,142,900	2,118,900	2,118,900
Transfers	1,605,169	1,506,863	5,369,900	5,369,900	1,250,000	1,350,000	1,350,000
Contingency	5,947,456	6,601,560	1,834,903	2,572,447	1,653,255	1,677,255	1,677,255
Total Requirements	11,246,623	12,515,630	13,187,003	12,992,747	10,013,955	10,013,955	10,013,955

Personnel Services



Materials and Services



General Fund - Expenditures by Category

Expenditures	Preceding		Adopted	Est	Budget for Fiscal Year 2015-16		
	2012-13	2013-14	Budget 2014-15	2014-15	Proposed	Approved	Adopted
Personal Services							
Administration	858,641	840,013	1,205,700	919,000	1,454,800	1,354,800	1,354,800
Community Services	670,908	837,958	961,500	815,800	1,039,900	1,039,900	1,039,900
Economic Development	1,037,781	1,326,466	1,551,900	1,531,500	1,882,400	1,882,400	1,882,400
Public Works	184,635	201,720	335,700	283,500	430,600	430,600	430,600
Parks	116,564	135,800	131,800	129,500	160,100	160,100	160,100
Total Personal Services	2,868,529	3,341,957	4,186,600	3,679,300	4,967,800	4,867,800	4,867,800
Materials and Services							
Administration	482,711	664,864	928,300	736,100	880,400	880,400	880,400
Community Services	37,327	47,105	86,500	54,500	64,500	64,500	64,500
Economic Development	108,044	129,155	230,000	231,000	236,000	236,000	236,000
Public Works	78,874	90,401	160,000	140,000	170,000	170,000	170,000
Parks	118,513	133,725	390,800	209,500	792,000	768,000	768,000
Total Materials and Supplies	825,469	1,065,250	1,795,600	1,371,100	2,142,900	2,118,900	2,118,900
Transfers							
Transfers	-	-	1,029,900	1,029,900	-	-	-
To Reserve for Pension Fund	60,000	60,000	-	-	-	-	-
To Reserve for General Ops Fund	1,000,000	200,000	800,000	800,000	-	-	-
To Reserve for Replacement Fund	171,800	495,863	1,550,000	1,550,000	250,000	350,000	350,000
To Debt Service Fund	373,369	751,000	1,990,000	1,990,000	1,000,000	1,000,000	1,000,000
Total Transfers	1,605,169	1,506,863	5,369,900	5,369,900	1,250,000	1,350,000	1,350,000
Contingency							
Contingency	-	-	1,834,903	2,572,447	1,653,255	1,677,255	1,677,255
Total Requirements	5,299,167	5,914,070	13,187,003	12,992,747	10,013,955	10,013,955	10,013,955



**City of Happy Valley
Fiscal Year 2015 - 2016 Budget**

All Other Funds

***Revenue
Expenditures – Category***

	Preceding		Adopted	Est	Budget for Fiscal Year 2015-16		
	2012-13	2013-14	2014-15	2014-15	Proposed	Approved	Adopted
Public Safety Fund							
Property Taxes	2,303,116	2,502,947	2,574,000	2,731,320	2,931,160	2,931,160	2,931,160
Misc Revenue	65,623	148,972	40,000	40,000	40,000	40,000	40,000
Total Revenues	2,368,739	2,651,919	2,614,000	2,771,320	2,971,160	2,971,160	2,971,160
Personnel Services							
Materials and Services	2,367,002	2,479,857	2,665,050	2,495,971	2,790,223	2,790,223	2,790,223
To General Fund	216,398	241,581	231,685	231,685	262,035	262,035	262,035
To Reserve for							
Replacement Fund	11,100	11,695	50,000	50,000	12,000	12,000	12,000
Contingency	-	-	427,265	768,664	675,566	675,566	675,566
Total Requirements	2,594,500	2,733,133	3,374,000	3,546,320	3,739,824	3,739,824	3,739,824
Annual Operating Surplus/(Deficit)	(225,761)	(81,214)	(760,000)	(775,000)	(768,664)	(768,664)	(768,664)
Beginning Fund Balance	1,141,090	856,608	760,000	775,000	768,664	768,664	768,664
Ending Fund Balance	915,329	775,394	-	-	-	-	-

	Preceding		Adopted	Est	Budget for Fiscal Year 2015-16		
	2012-13	2013-14	Budget 2014-15	2014-15	Proposed	Approved	Adopted
Library Fund							
Intergovernmental	-	-	-	2,196,513	2,305,478	2,305,478	2,305,478
User Related	-	-	-	44,502	47,500	47,500	47,500
Misc Rev	-	-	-	9,550	11,500	11,500	11,500
Total Resources	-	-	-	2,250,565	2,364,478	2,364,478	2,364,478
Personnel Services	-	-	-	1,270,762	1,475,000	1,475,000	1,475,000
Materials and Services	-	-	-	594,457	593,500	593,500	593,500
To General Fund	-	-	-	-	331,190	331,190	331,190
To Reserve for Replacem	-	-	-	-	645,000	645,000	645,000
Contingency	-	-	-	2,416,676	1,736,464	1,736,464	1,736,464
Total Requirements	-	-	-	4,281,895	4,781,154	4,781,154	4,781,154
Annual Operating Surplus/(Deficit)	-	-	-	(2,031,330)	(2,416,676)	(2,416,676)	(2,416,676)
Beginning Fund Balance	-	-	-	2,031,330	2,416,676	2,416,676	2,416,676
Ending Fund Balance	-	-	-	-	-	-	-

	Preceding		Adopted	Est	Budget for Fiscal Year 2015-16		
	2012-13	2013-14	Budget 2014-15	2014-15	Proposed	Approved	Adopted
Street Maintenance Fund							
State Shared Revenues	803,621	875,089	865,200	880,000	900,000	900,000	900,000
Intergovernmental	66,303	48,196	40,000	40,000	40,000	40,000	40,000
Misc Revenue	1,553	2,420	2,000	2,000	2,000	2,000	2,000
Transfer from General Fund	-	-	1,029,900	1,029,900	-	-	-
Total Revenue	871,477	925,705	1,937,100	1,951,900	942,000	942,000	942,000
Personnel Services	331,722	280,497	339,900	265,108	251,200	251,200	251,200
Materials and Services	148,801	188,272	301,300	290,450	297,200	274,200	274,200
Capital Outlay	438,705	129,516	737,497	317,000	562,185	585,185	585,185
Transfer to General Fund	88,144	100,545	92,503	92,503	196,278	196,278	196,278
Transfer to Reserve for Replacment	85,000	-	100,000	100,000	100,000	100,000	100,000
Total Requirements	1,092,372	698,830	1,571,200	1,065,061	1,406,863	1,406,863	1,406,863
Annual Operating Surplus/(Deficit)	(220,895)	226,875	365,900	886,839	(464,863)	(464,863)	(464,863)
Beginning Fund Balance	601,945	381,049	664,000	607,924	1,494,763	1,494,763	1,494,763
Ending Fund Balance	381,050	607,924	1,029,900	1,494,763	1,029,900	1,029,900	1,029,900
					Fee in Lieu of Construction		

	Preceding		Adopted	Est	Budget for Fiscal Year 2015-16		Adopted
	2012-13	2013-14	Budget 2014-15	2014-15	Proposed	Approved	
SDC Fund							
System Development Fees	214,139	93,194	50,000	56,160	61,800	61,800	61,800
Misc Rev	9,858	58,024	4,000	4,000	4,000	4,000	4,000
Total Resources	223,997	151,218	54,000	60,160	65,800	65,800	65,800
Capital Outlay	480,638	235,951	764,400	83,200	736,339	736,339	
Total Requirements	480,638	235,951	764,400	83,200	736,339	736,339	-
Annual Operating Surplus/(Deficit)	(256,641)	(84,733)	(710,400)	(23,040)	(670,539)	(670,539)	65,800
Beginning Fund Balance	1,034,953	778,312	710,400	693,579	670,539	670,539	670,539
Ending Fund Balance	778,312	693,579	-	670,539	-	-	736,339

	Preceding		Adopted	Est	Budget for Fiscal Year 2015-16		
	2012-13	2013-14	Budget 2014-15	2014-15	Proposed	Approved	Adopted
Pedestrian Improvement Projects Fund							
Franchise Fees	110,037	113,276	108,000	110,000	113,000	113,000	113,000
Misc Rev	6,316	63,029	2,000	2,000	2,000	2,000	2,000
Total Resources	116,353	176,305	110,000	112,000	115,000	115,000	115,000
Materials and Services	-	-	10,000	-	10,000	10,000	10,000
Capital Outlay	31,584	55,895	723,150	45,000	823,281	823,281	823,281
To General Fund	41,728	64,395	59,850	59,850	33,352	33,352	33,352
Total Requirements	73,312	120,290	793,000	104,850	866,633	866,633	866,633
Annual Operating Surplus/(Deficit)	43,041	56,015	(683,000)	7,150	(751,633)	(751,633)	(751,633)
Beginning Fund Balance	585,577	628,618	683,000	684,633	751,633	751,633	751,633
Ending Fund Balance	628,618	684,633	-	691,783	-	-	-

	Preceding		Adopted	Est	Budget for Fiscal Year 2015-16		
	2012-13	2013-14	Budget 2014-15	2014-15	Proposed	Approved	Adopted
Reserve for General Operations Fund							
Transfer from General Fund	1,000,000	200,000	800,000	800,000	-	-	-
Total Resources	1,000,000	200,000	800,000	800,000	-	-	-
Annual Operating Surplus/(Deficit)							
Annual Operating Surplus/(Deficit)	1,000,000	200,000	800,000	800,000	-	-	-
Beginning Fund Balance	-	1,000,000	1,200,000	1,200,000	2,000,000	2,000,000	2,000,000
Ending Fund Balance	1,000,000	1,200,000	2,000,000	2,000,000	2,000,000	2,000,000	2,000,000

	Preceding		Adopted	Est	Budget for Fiscal Year 2015-16		
	2012-13	2013-14	Budget 2014-15	2014-15	Proposed	Approved	Adopted
Reserve for Replacement Fund							
PEG Revenue	-	132,738	120,000	130,000	139,000	139,000	139,000
Transfers In	267,900	507,558	1,700,000	1,700,000	1,007,000	1,107,000	1,107,000
Total Resources	267,900	640,296	1,820,000	1,830,000	1,146,000	1,246,000	1,246,000
Materials and Services	98,825	131,191	1,094,000	86,000	1,315,000	1,160,000	1,160,000
Capital Outlay	206,345	233,422	1,650,000	700,000	1,821,000	2,076,000	2,076,000
Total Requirements	305,170	364,613	2,744,000	786,000	3,136,000	3,236,000	3,236,000
Annual Operating Surplus/(Deficit)	(37,270)	275,683	(924,000)	1,044,000	(1,990,000)	(1,990,000)	(1,990,000)
Beginning Fund Balance	716,210	678,940	924,000	954,623	1,990,000	1,990,000	1,990,000
Ending Fund Balance	678,940	954,623	-	1,998,623	-	-	-

	Preceding		Adopted	Est	Budget for Fiscal Year 2015-16		
	2012-13	2013-14	Budget 2014-15	2014-15	Proposed	Approved	Adopted
Reserve for Debt Service Fund							
Transfers In	373,369	751,000	1,990,000	1,990,000	1,000,000	1,000,000	1,000,000
Total Resources	373,369	751,000	1,990,000	1,990,000	1,000,000	1,000,000	1,000,000
Principal	195,000	205,000	215,000	215,000	220,000	220,000	220,000
Interest	178,369	169,869	165,000	160,944	151,700	151,700	151,700
Total Requirements	373,369	374,869	380,000	375,944	371,700	371,700	371,700
Annual Operating Surplus/(Deficit)	-	376,131	1,610,000	1,614,056	628,300	628,300	628,300