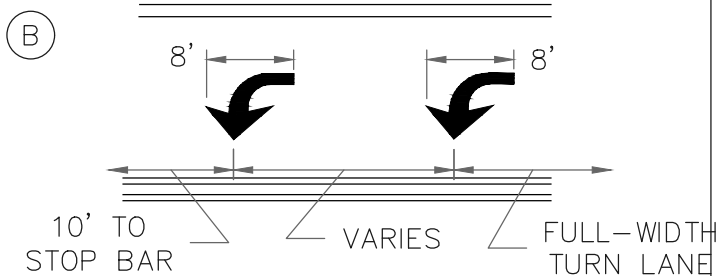
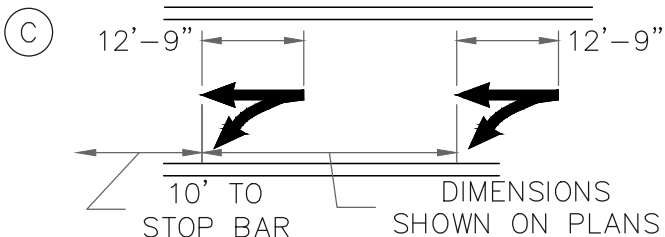


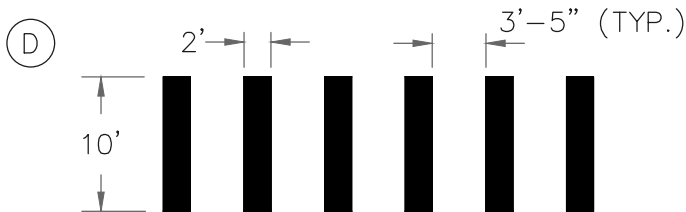
CENTER ARROW IN TURN LANE.
SEE MUTCD FOR DETAILS.
RIGHT TURN LANE MARKINGS



CENTER ARROW IN TURN LANE.
SEE MUTCD FOR DETAILS.
LEFT TURN LANE MARKINGS




CENTER ARROW IN TURN LANE.
SEE MUTCD FOR DETAILS.
THRU AND TURN LANE MARKINGS



LOCATE CROSSWALKS PER ODOT STANDARD
DRAWING TM530. ADJUST SPACING TO
AVOID WHEEL PATHS.
CROSSWALK



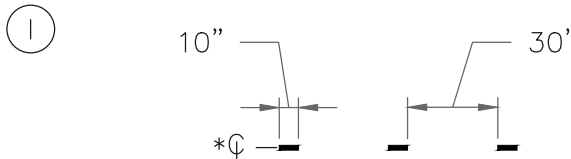
LOCATE STOP BARS PER ODOT STANDARD
DRAWING TM530.
12" STOP BAR



4" WHITE OR YELLOW LINE



8" WHITE LINE



4" YELLOW SKIP CENTER LINE

*C LANE MARKING DIMENSION LOCATION AT CENTERLINE OF STRIPING UNLESS OTHERWISE NOTED

- NOTES:
1. ALL LONGITUDINAL PAVEMENT MARKINGS SHALL BE THERMOPLASTIC, INSTALLED PER ODOT STANDARD SPECIFICATION SECTION 00865 (LATEST EDITION).
 2. ALL LEGENDS AND BARS SHALL BE THERMOPLASTIC, INSTALLED PER ODOT STANDARD SPECIFICATION SECTION 00867 (LATEST EDITION).

**CITY OF HAPPY VALLEY
ENGINEERING DIVISION**
16000 SE MISTY DRIVE
HAPPY VALLEY, OR 97086

DWG NO: 330

STRIPING DETAILS 1

CITY ENGINEER
CAROL EARLE, P.E.

DATE: 4/1/2019

REVISED BY: PCB/JHH