

Happy Valley January 2019



Happy Valley Police Department

12915 SE King Rd
Happy Valley, OR 97086

In Partnership with

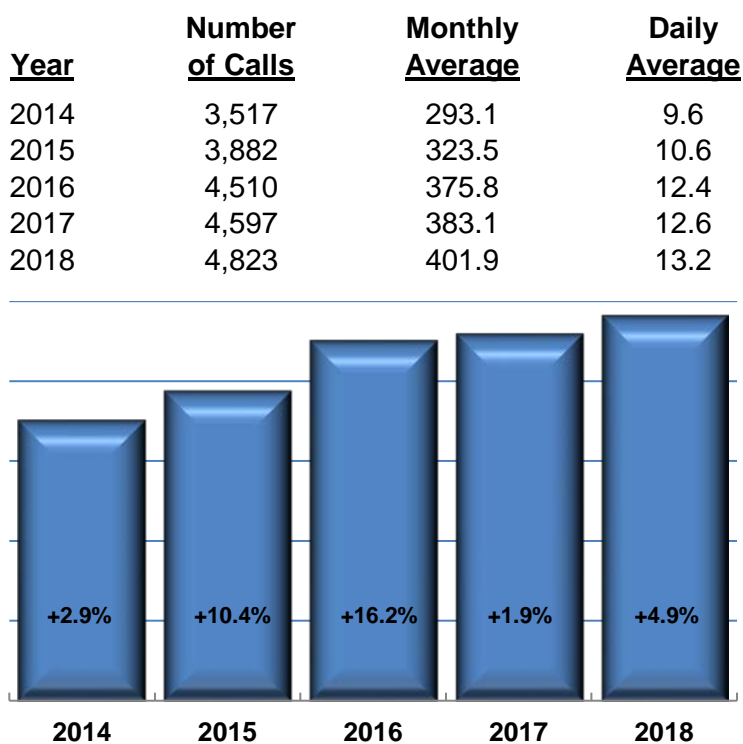


**Clackamas County
Sheriff's Office**

Monthly Summary

During January 2019, the Clackamas County Sheriff's Office provided law enforcement service to the City of Happy Valley on a 24 hour a day basis. During this time deputies assigned to Happy Valley responded to 349 calls for service, which was an average of 11.3 calls a day.

Below is a chart showing the number of calls for service in the City during the last 5 years.



An overall look at the shift activity shows the following percentages of calls taken, traffic stops made and reports written for January.

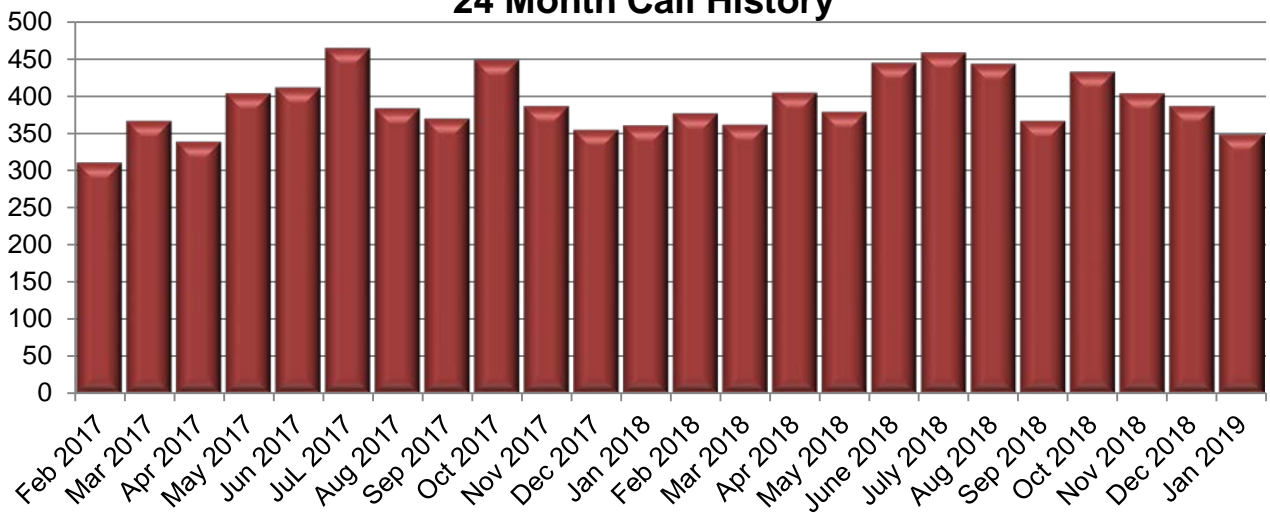
	<u>Percentage of Calls Taken</u>	<u>Percentage of Traffic Stops</u>	<u>Percentage of Reports Written</u>
Graveyard	14.9%	27.6%	20.0%
Day Shift	47.3%	48.6%	52.2%
Swing Shift	37.8%	23.8%	27.8%



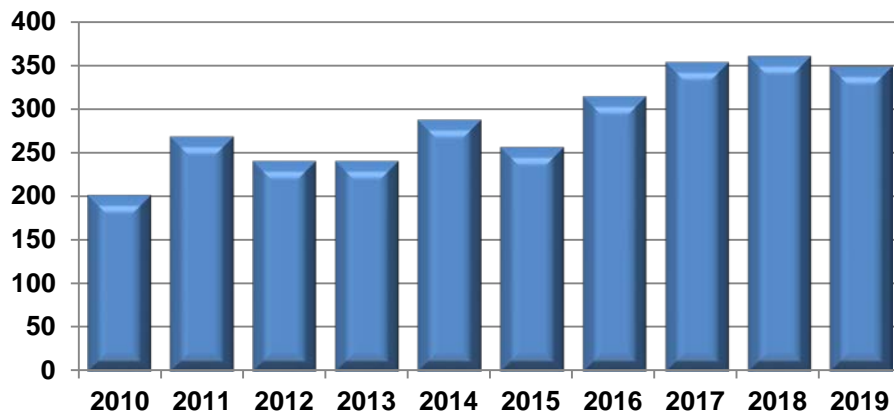
Calls for Service

Number of Calls Per Shift	January 2019	Monthly Average 2017
Graveyard (2100-0700)	52	68.0
Day Shift (0700-1700)	165	182.6
Swing Shift (1700-0300)	132	151.3
Monthly Total	349	401.9
Daily Average	11.3	13.2

24 Month Call History



January Calls for Service



Types of Calls

This chart shows the types of calls for service during the month. These calls do not reflect actual criminal activity. In some cases the call was dispatched as a particular type of incident, but it was later determined to be of a different nature.

Type of Call	January 2019			January 2019 Total	2018 Monthly Avg.
	Grave yard	Day shift	Swing shift		
Suspicious Circumstances/Person	11	15	19	45	60.8
Alarm	6	19	10	35	41.2
Theft	4	14	12	30	38.2
Traffic Crash	1	7	11	19	27.0
Traffic Complaint	3	7	8	18	19.0
Fraud		10	2	12	10.8
Threat / Harassment	2	3	6	11	11.4
Parking Complaint		6	4	10	19.4
Unwanted / Trespass	1	5	3	9	10.9
Criminal Mischief	1	4	3	8	8.3
Domestic Disturbance	1	1	6	8	12.2
Suicide Attempt / Threat	2	1	5	8	5.1
Animal Complaint	2	3	2	7	6.9
Burglary	1	3	3	7	6.7
Disturbance	1	1	4	6	3.7
Runaway	1	2	2	5	2.6
Stolen Vehicle	1	3	1	5	5.8
Juvenile Problem		1	2	3	8.9
Behavioral Health Incident	2		1	3	2.2
Death Investigation		2		2	0.8
Assault		1		1	1.9
Recovered Stolen Vehicle	1			1	2.2
Sex Crimes		1		1	1.2
Vice Complaint		1		1	1.4
Violation of Restraining Order		1		1	0.9
Missing Person				0	1.6
Robbery				0	0.3
Shooting				0	0.0
Other	11	54	28	93	90.9
Total Calls:	41	150	113	349	401.9

Median Response Times to Dispatched Calls

	All Calls	Priority 1 & 2 Calls
Input to Dispatch (Time call was on hold)	1:35 Minutes	1:05 Minutes
Dispatch to Arrival (Time it took the deputy to arrive after being dispatched)	6:21 Minutes	6:21 Minutes

Other / Self-Initiated Activity

Type of Call	January 2019	2018 Monthly Avg.
Traffic Stop	294	359.4
Follow-Up Contact	52	54.2
Premise Check	25	19.0
Suspicious Veh. Stop	24	44.6
Detail	15	26.3
Subject Stop	5	13.6
Suspect Contact	2	2.4
Warrant Service	2	4.2
Court*		3.3
Foot Patrol*		0.5
Meeting*		1.1
Training*		3.4
Total Calls:	419	532.0

*CCOM switched to a new dispatch CAD system on 03/13/18. The new system does not capture these call types.

Reports Written

During January, 90 reports were written. 20.0% were written by the graveyard shift, 52.2% by the dayshift units and 27.8% were written by the swing shift units.

Type of Report	January 2019	2018 Monthly Avg.
Theft	15	28.2
Traffic Crash	14	14.1
Drug Crimes	8	7.3
Identity Theft	7	2.8
Criminal Mischief	6	6.3
Burglary	3	5.6
Stolen Vehicle	3	4.7
Assault		1.9
Other Reports	34	55.0
Total Calls:	90	125.8

Shift Totals	January 2019	2018 Monthly Avg.
Graveyard	18	20.8
Day Shift	47	65.0
Swing Shift	25	40.0

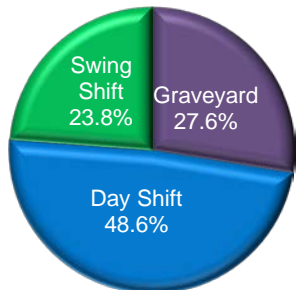
Traffic

During January 2019, 294 traffic stops were made in the City and 230 traffic citations were issued. Included in these totals are 101 traffic stops (34.4%) and 136 (59.1%) citations issued by the traffic deputies.

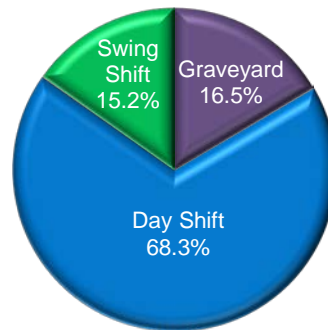
There were 3 arrests for Driving Under the Influence of Intoxicants (DUII).

Shift	January 2019		2018 Monthly Avg.	
	Traffic Stops	Citations Issued	Traffic Stops	Citations Issued
Graveyard	81	38	74.6	52.2
Day Shift	143	157	170.4	172.3
Swing Shift	70	35	114.2	76.4
Total:	294	230	359.2	300.8

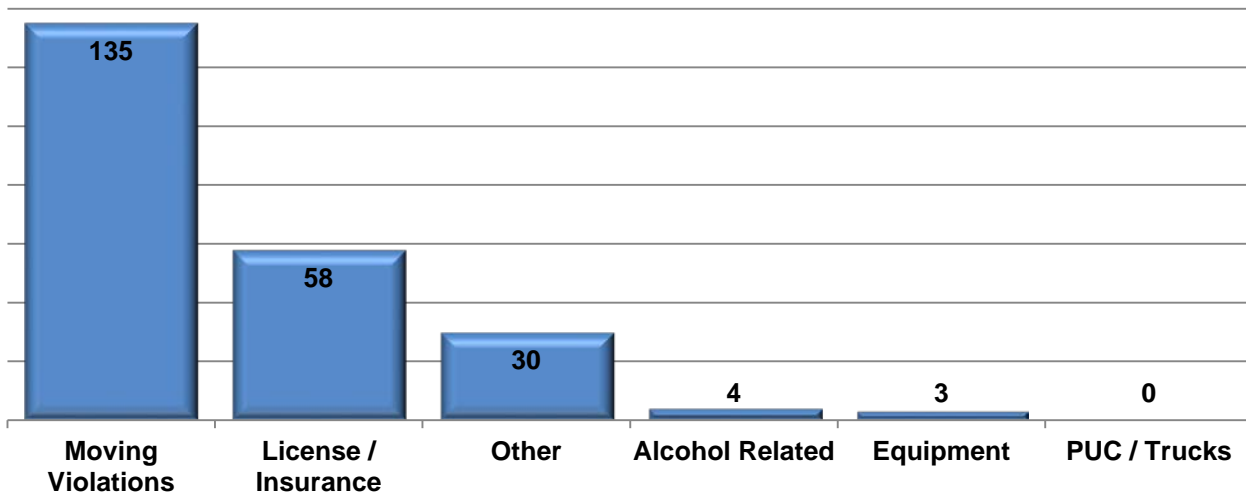
**Traffic Stops
January 2019**



**Citations Issued
January 2019**



**Types of Traffic Citations Issued
January 2019**





Happy Valley Traffic Crashes January 2019

