

# Happy Valley April 2019



## Happy Valley Police Department

12915 SE King Rd  
Happy Valley, OR 97086

In Partnership with

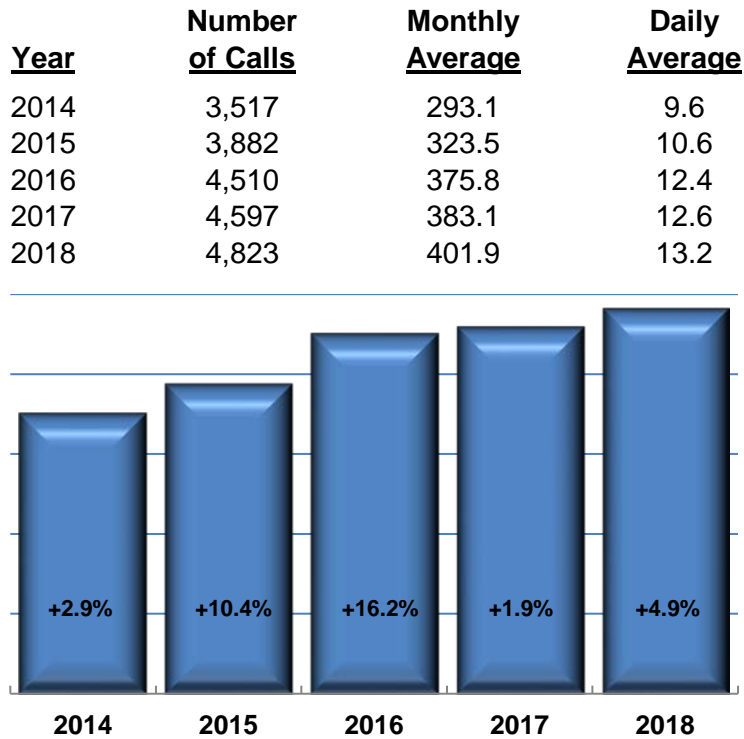


**Clackamas County  
Sheriff's Office**

## Monthly Summary

During April 2019, the Clackamas County Sheriff's Office provided law enforcement service to the City of Happy Valley on a 24 hour a day basis. During this time deputies assigned to Happy Valley responded to 381 calls for service, which was an average of 12.7 calls a day.

Below is a chart showing the number of calls for service in the City during the last 5 years.



An overall look at the shift activity shows the following percentages of calls taken, traffic stops made and reports written for April.

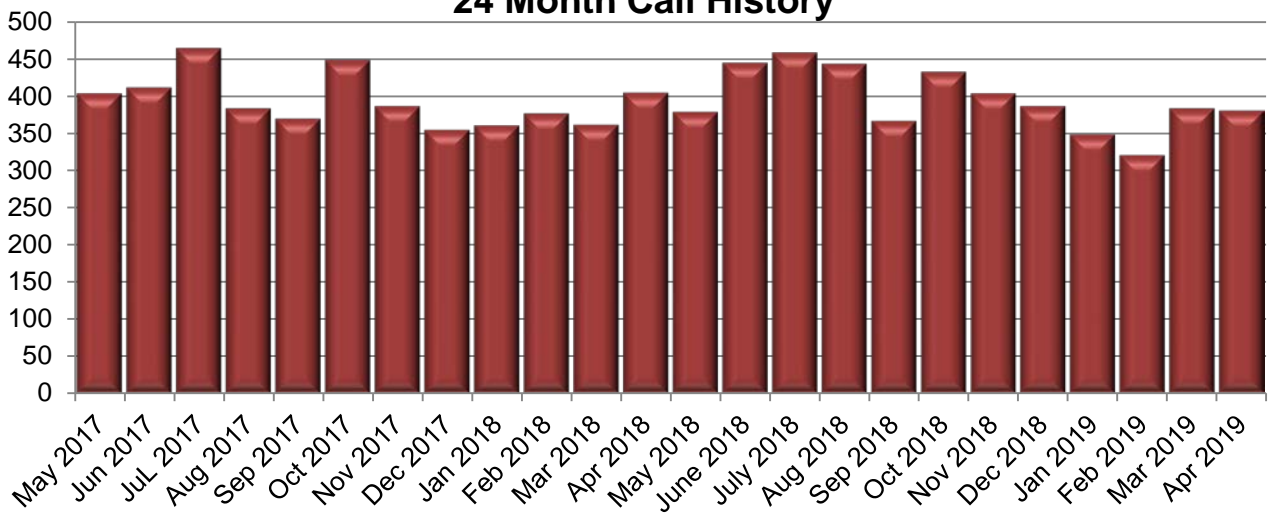
	<u>Percentage of Calls Taken</u>	<u>Percentage of Traffic Stops</u>	<u>Percentage of Reports Written</u>
Graveyard	15.0%	20.5%	11.3%
Day Shift	43.6%	49.4%	48.4%
Swing Shift	41.5%	30.0%	40.3%



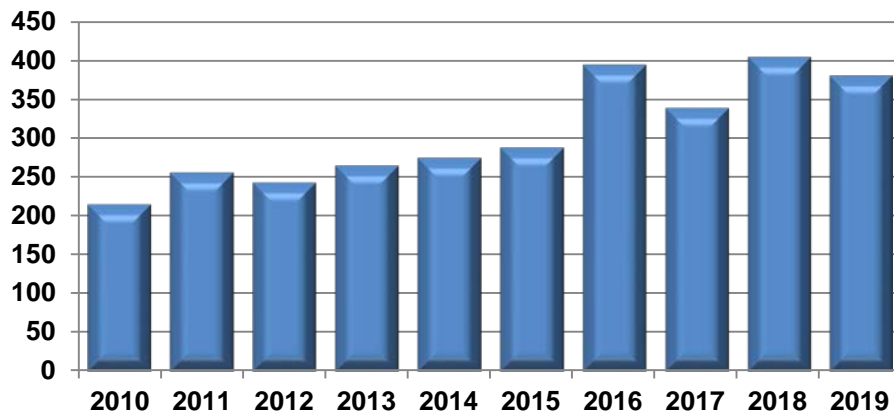
## Calls for Service

Number of Calls Per Shift	April 2019	Monthly Average 2018
Graveyard (2100-0700)	57	68.0
Day Shift (0700-1700)	166	182.6
Swing Shift (1700-0300)	158	151.3
Monthly Total	381	401.9
Daily Average	12.7	13.2

### 24 Month Call History



### April Calls for Service



## Types of Calls

This chart shows the types of calls for service during the month. These calls do not reflect actual criminal activity. In some cases the call was dispatched as a particular type of incident, but it was later determined to be of a different nature.

Type of Call	April 2019			April 2019 Total	2018 Monthly Avg.
	Grave yard	Day shift	Swing shift		
Suspicious Circumstances/Person	18	13	25	56	60.8
Alarm	13	17	15	45	41.2
Traffic Crash	2	19	24	45	27.0
Theft	3	21	7	31	38.2
Threat / Harassment	1	13	6	20	11.4
Traffic Complaint	1	10	1	12	19.0
Unwanted / Trespass	3	3	6	12	10.9
Animal Complaint		4	5	9	6.9
Domestic Disturbance	1	3	5	9	12.2
Parking Complaint		3	5	8	19.4
Criminal Mischief		5	2	7	8.3
Burglary		2	4	6	6.7
Fraud		5	1	6	10.8
Suicide Attempt / Threat	1	3	2	6	5.1
Assault	1	3	1	5	1.9
Juvenile Problem		3	2	5	8.9
Sex Crimes	1	1	3	5	1.2
Runaway		3	1	4	2.6
Stolen Vehicle		2	2	4	5.8
Disturbance	1		2	3	3.7
Behavioral Health Incident			1	1	2.2
Missing Person		1		1	1.6
Recovered Stolen Vehicle			1	1	2.2
Death Investigation				0	0.8
Robbery				0	0.3
Shooting				0	0.0
Vice Complaint				0	1.4
Violation of Restraining Order				0	0.9
Other	11	32	37	80	90.9
<b>Total Calls:</b>	<b>39</b>	<b>153</b>	<b>133</b>	<b>381</b>	<b>401.9</b>

## Median Response Times to Dispatched Calls

	All Calls	Priority 1 & 2 Calls
<b>Input to Dispatch</b> (Time call was on hold)	1:36 Minutes	0:52 Minutes
<b>Dispatch to Arrival</b> (Time it took the deputy to arrive after being dispatched)	7:08 Minutes	7:05 Minutes

### Other / Self-Initiated Activity

Type of Call	April 2019	2018 Monthly Avg.
Traffic Stop	263	359.4
Follow-Up Contact	49	54.2
Suspicious Veh. Stop	30	44.6
Premise Check	19	19.0
Subject Stop	11	13.6
Detail	8	26.3
Suspect Contact	2	2.4
Traffic Detail**	1	359.4
Warrant Service	1	4.2
Court*		3.3
Foot Patrol*		0.5
Meeting*		1.1
Training*		3.4
<b>Total Calls:</b>	<b>384</b>	<b>891.4</b>

\*CCOM switched to a new dispatch CAD system on 03/13/18. The new system does not capture these call types.

\*\*New call type

### Reports Written

During April, 124 reports were written. 11.3% were written by the graveyard shift, 48.4% by the dayshift units and 40.3% were written by the swing shift units.

Type of Report	April 2019	2018 Monthly Avg.
Theft	19	28.2
Traffic Crash	14	14.1
Criminal Mischief	9	6.3
Burglary	6	5.6
Identity Theft	4	2.8
Stolen Vehicle	3	4.7
Drug Crimes	3	7.3
Assault	2	1.9
Other Reports	64	55.0
<b>Total Calls:</b>	<b>124</b>	<b>125.8</b>

Shift Totals	April 2019	2018 Monthly Avg.
Graveyard	14	20.8
Day Shift	60	65.0
Swing Shift	50	40.0


## Traffic

During April 2019, 263 traffic stops were made in the City and 260 traffic citations were issued. Included in these totals are 102 traffic stops (38.8%) and 177 (68.1%) citations issued by the traffic deputies.


There were 8 arrests for Driving Under the Influence of Intoxicants (DUII).

Shift	April 2019		2018 Monthly Avg.	
	Traffic Stops	Citations Issued	Traffic Stops	Citations Issued
Graveyard	54	24	74.6	52.2
Day Shift	130	175	170.4	172.3
Swing Shift	79	61	114.2	76.4
<b>Total:</b>	<b>263</b>	<b>260</b>	<b>359.2</b>	<b>300.8</b>

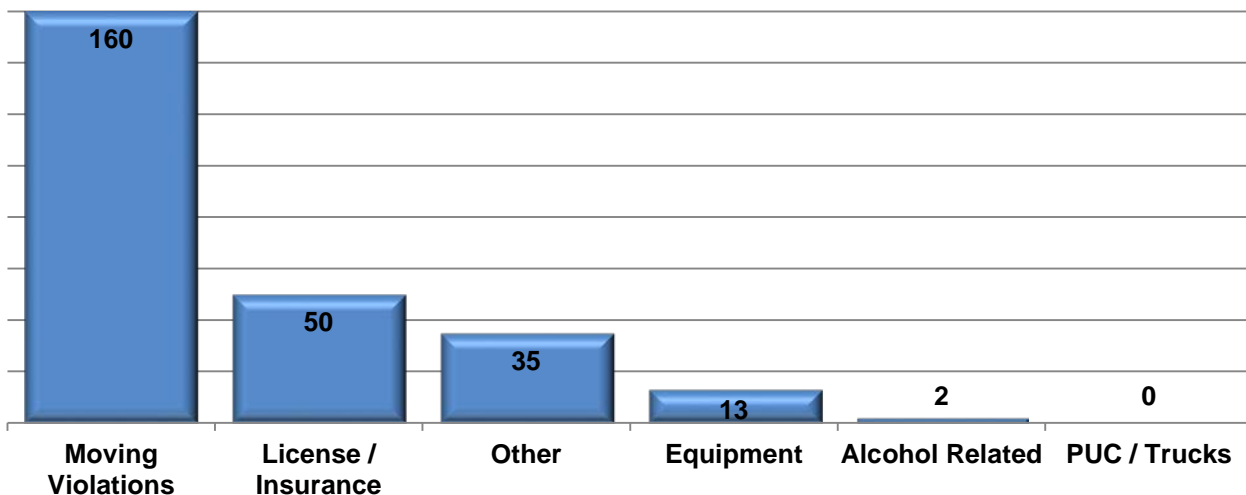
**Traffic Stops  
April 2019**



**Citations Issued  
April 2019**



**Types of Traffic Citations Issued  
April 2019**







# Happy Valley Traffic Crashes April 2019

