

Happy Valley May 2019



Happy Valley Police Department

12915 SE King Rd
Happy Valley, OR 97086

In Partnership with

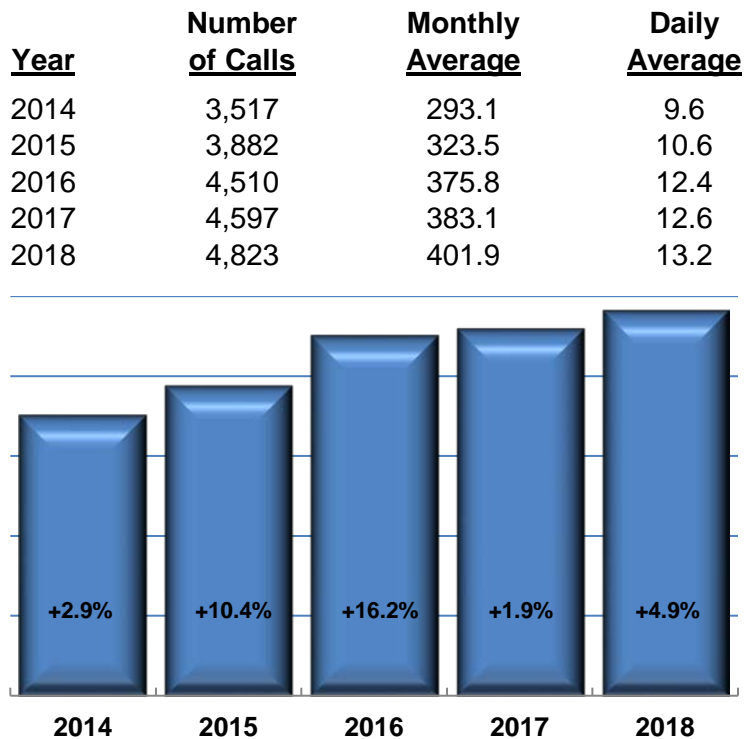


**Clackamas County
Sheriff's Office**

Monthly Summary

During May 2019, the Clackamas County Sheriff's Office provided law enforcement service to the City of Happy Valley on a 24 hour a day basis. During this time deputies assigned to Happy Valley responded to 386 calls for service, which was an average of 12.5 calls a day.

Below is a chart showing the number of calls for service in the City during the last 5 years.



An overall look at the shift activity shows the following percentages of calls taken, traffic stops made and reports written for May.

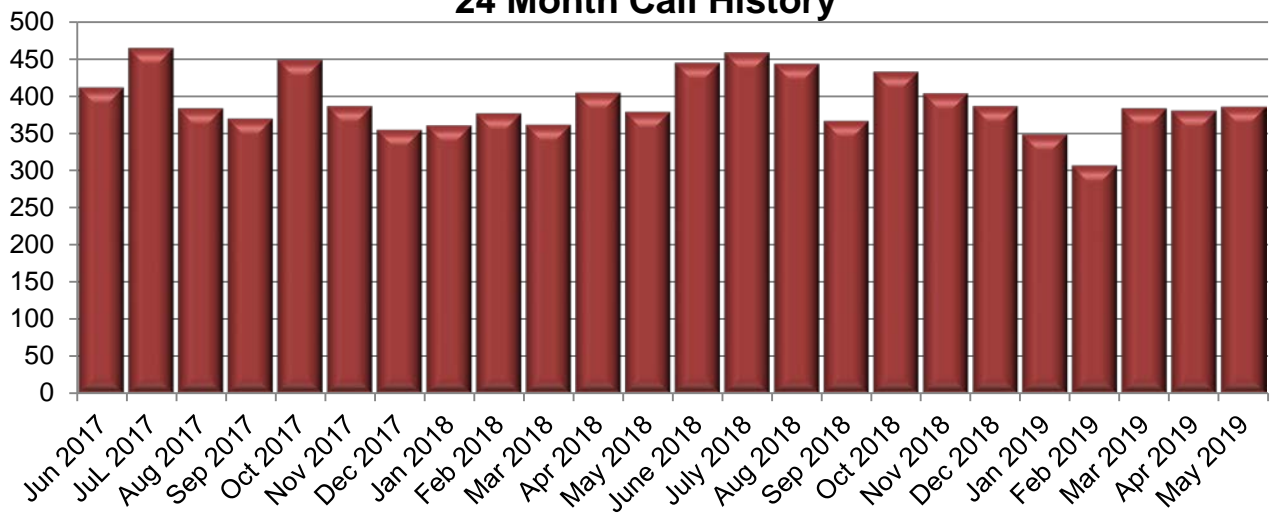
	<u>Percentage of Calls Taken</u>	<u>Percentage of Traffic Stops</u>	<u>Percentage of Reports Written</u>
Graveyard	15.8%	19.0%	12.9%
Day Shift	32.4%	50.2%	40.3%
Swing Shift	51.8%	30.9%	46.8%



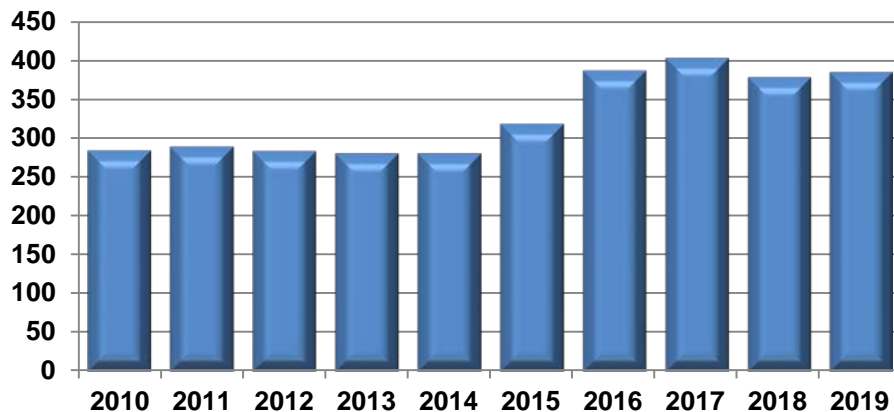
Calls for Service

Number of Calls Per Shift	May 2019	Monthly Average 2018
Graveyard (2100-0700)	61	68.0
Day Shift (0700-1700)	125	182.6
Swing Shift (1700-0300)	200	151.3
Monthly Total	386	401.9
Daily Average	12.5	13.2

24 Month Call History



May Calls for Service



Types of Calls

This chart shows the types of calls for service during the month. These calls do not reflect actual criminal activity. In some cases the call was dispatched as a particular type of incident, but it was later determined to be of a different nature.

Type of Call	May 2019			May 2019 Total	2018 Monthly Avg.
	Grave yard	Day shift	Swing shift		
Suspicious Circumstances/Person	13	9	32	54	60.8
Alarm	12	14	17	43	41.2
Traffic Crash	3	11	9	23	27.0
Theft	1	12	8	21	38.2
Domestic Disturbance	3	4	11	18	12.2
Parking Complaint	1	4	12	17	19.4
Threat / Harassment	2	5	6	13	11.4
Animal Complaint	2	2	7	11	6.9
Juvenile Problem	2	3	6	11	8.9
Traffic Complaint	3	2	6	11	19.0
Unwanted / Trespass	2	1	6	9	10.9
Assault		2	4	6	1.9
Burglary	2		4	6	6.7
Criminal Mischief		3	2	5	8.3
Fraud		3	2	5	10.8
Suicide Attempt / Threat	1		4	5	5.1
Runaway		3	1	4	2.6
Behavioral Health Incident		3		3	2.2
Stolen Vehicle	1	2		3	5.8
Disturbance			2	2	3.7
Death Investigation		1		1	0.8
Missing Person			1	1	1.6
Recovered Stolen Vehicle			1	1	2.2
Sex Crimes		1		1	1.2
Vice Complaint			1	1	1.4
Violation of Restraining Order		1		1	0.9
Robbery				0	0.3
Shooting				0	0.0
Other	13	39	58	110	90.9
Total Calls:	61	125	200	386	401.9

Median Response Times to Dispatched Calls

	All Calls	Priority 1 & 2 Calls
Input to Dispatch (Time call was on hold)	1:21 Minutes	1:08 Minutes
Dispatch to Arrival (Time it took the deputy to arrive after being dispatched)	8:37 Minutes	7:24 Minutes

Other / Self-Initiated Activity

Type of Call	May 2019	2018 Monthly Avg.
Traffic Stop	269	359.4
Follow-Up Contact	47	54.2
Premise Check	38	19.0
Suspicious Veh. Stop	24	44.6
Detail	16	26.3
Subject Stop	7	13.6
Community Contact	4	N/A
Warrant Service	4	4.2
Suspect Contact	2	2.4
Traffic Detail**	2	N/A
Court*		3.3
Foot Patrol*		0.5
Meeting*		1.1
Training*		3.4
Total Calls:	413	532.0

*CCOM switched to a new dispatch CAD system on 03/13/18. The new system does not capture these call types.

**New call type

Reports Written

During May, 124 reports were written. 12.9% were written by the graveyard shift, 40.3% by the dayshift units and 46.8% were written by the swing shift units.

Type of Report	May 2019	2018 Monthly Avg.
Theft	17	28.2
Traffic Crash	15	14.1
Criminal Mischief	8	6.3
Assault	5	1.9
Burglary	4	5.6
Stolen Vehicle	4	4.7
Drug Crimes	1	7.3
Identity Theft		2.8
Other Reports	70	55.0
Total Calls:	124	125.8

Shift Totals	May 2019	2018 Monthly Avg.
Graveyard	16	20.8
Day Shift	50	65.0
Swing Shift	58	40.0

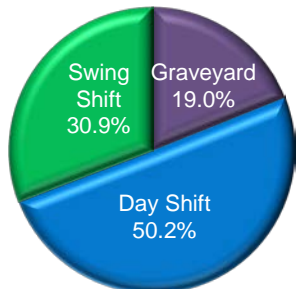
Traffic

During May 2019, 269 traffic stops were made in the City and 270 traffic citations were issued. Included in these totals are 99 traffic stops (36.8%) and 150 (56.3%) citations issued by the traffic deputies.

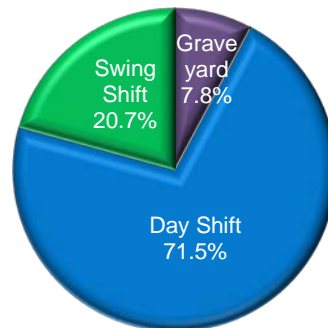
There were 4 arrests for Driving Under the Influence of Intoxicants (DUII).

Shift	May 2019		2018 Monthly Avg.	
	Traffic Stops	Citations Issued	Traffic Stops	Citations Issued
Graveyard	51	21	74.6	52.2
Day Shift	135	193	170.4	172.3
Swing Shift	83	56	114.2	76.4
Total:	269	270	359.2	300.8

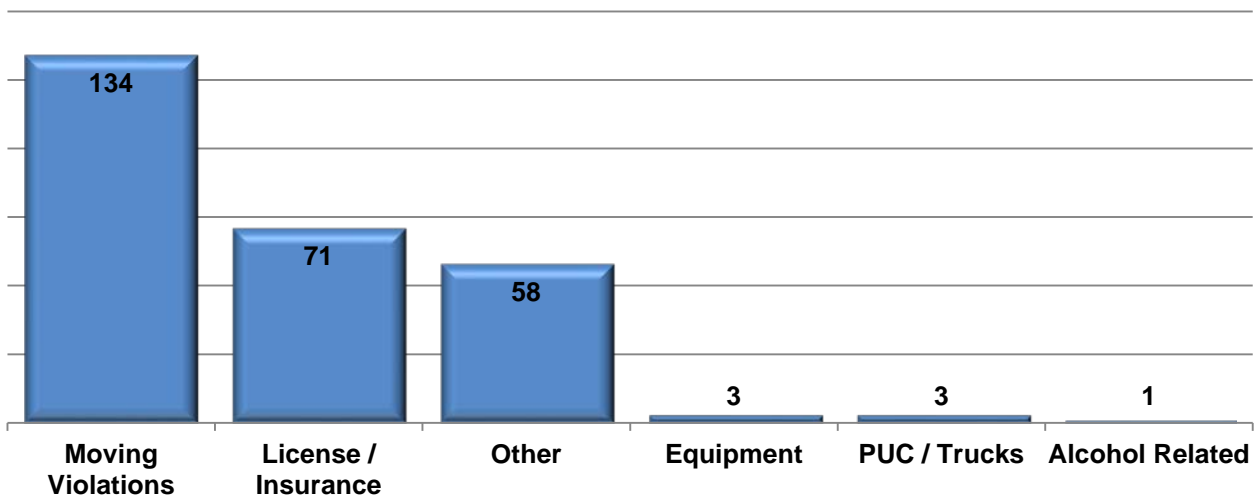
**Traffic Stops
May 2019**



**Citations Issued
May 2019**



**Types of Traffic Citations Issued
May 2019**





Happy Valley Traffic Crashes May 2019

