

Happy Valley July 2019



Happy Valley Police Department

12915 SE King Rd
Happy Valley, OR 97086

In Partnership with

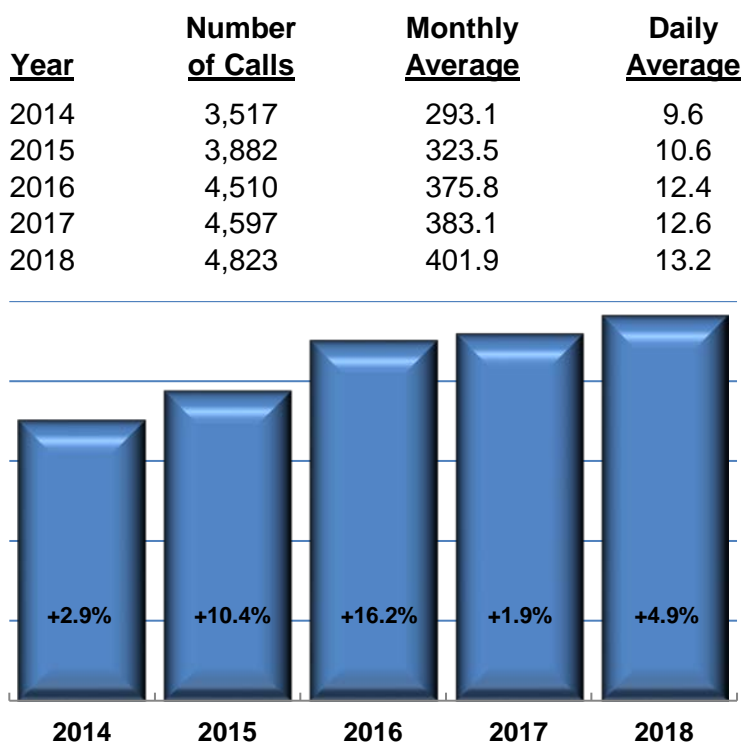


**Clackamas County
Sheriff's Office**

Monthly Summary

During July 2019, the Clackamas County Sheriff's Office provided law enforcement service to the City of Happy Valley on a 24 hour a day basis. During this time deputies assigned to Happy Valley responded to 426 calls for service, which was an average of 13.7 calls a day.

Below is a chart showing the number of calls for service in the City during the last 5 years.



An overall look at the shift activity shows the following percentages of calls taken, traffic stops made and reports written for July.

	<u>Percentage of Calls Taken</u>	<u>Percentage of Traffic Stops</u>	<u>Percentage of Reports Written</u>
Graveyard	19.7%	17.5%	15.9%
Day Shift	33.8%	49.0%	42.8%
Swing Shift	46.5%	33.6%	41.3%



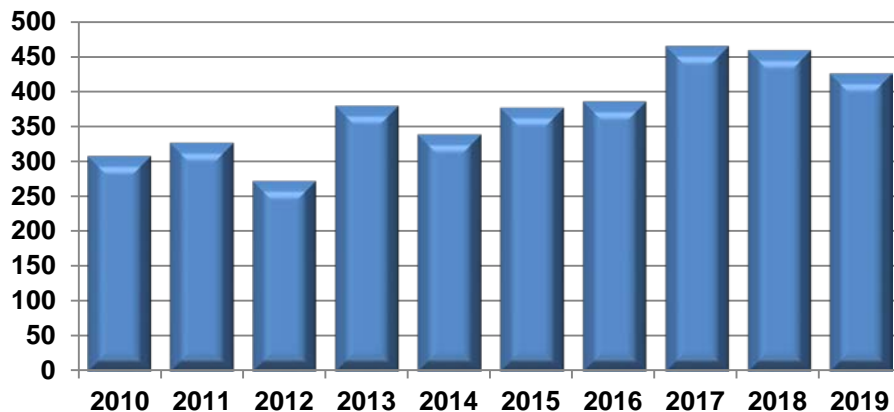
Calls for Service

Number of Calls Per Shift	July 2019	Monthly Average 2018
Graveyard (2100-0700)	84	68.0
Day Shift (0700-1700)	144	182.6
Swing Shift (1700-0300)	198	151.3
Monthly Total	426	401.9
Daily Average	13.7	13.2

24 Month Call History



July Calls for Service



Types of Calls

This chart shows the types of calls for service during the month. These calls do not reflect actual criminal activity. In some cases the call was dispatched as a particular type of incident, but it was later determined to be of a different nature.

Type of Call	July 2019			July 2019 Total	2018 Monthly Avg.
	Grave yard	Day shift	Swing shift		
Alarm	10	25	33	68	41.2
Suspicious Circumstances/Person	21	13	33	67	60.8
Theft	4	21	12	37	38.2
Traffic Crash	2	12	10	24	27.0
Domestic Disturbance	5	3	11	19	12.2
Unwanted / Trespass	4	2	10	16	10.9
Traffic Complaint	3	5	7	15	19.0
Criminal Mischief	1	4	8	13	8.3
Parking Complaint	1	5	6	12	19.4
Threat / Harassment	1	5	6	12	11.4
Animal Complaint	1	5	3	9	6.9
Fraud		6	3	9	10.8
Juvenile Problem	1	1	5	7	8.9
Disturbance	2		3	5	3.7
Stolen Vehicle	1	3	1	5	5.8
Vice Complaint	1	2	2	5	1.4
Burglary	2	1	1	4	6.7
Behavioral Health Incident		2	1	3	2.2
Suicide Attempt / Threat		3		3	5.1
Missing Person	1		1	2	1.6
Assault	1			1	1.9
Death Investigation			1	1	0.8
Recovered Stolen Vehicle	1			1	2.2
Runaway		1		1	2.6
Robbery				0	0.3
Sex Crimes				0	1.2
Shooting				0	0.0
Violation of Restraining Order				0	0.9
Other	21	25	41	87	90.9
Total Calls:	84	144	198	426	401.9

Median Response Times to Dispatched Calls

	All Calls	Priority 1 & 2 Calls
Input to Dispatch (Time call was on hold)	1:31 Minutes	0:56 Minutes
Dispatch to Arrival (Time it took the deputy to arrive after being dispatched)	7:33 Minutes	7:23 Minutes

Other / Self-Initiated Activity

Type of Call	July 2019	2018 Monthly Avg.
Traffic Stop	292	359.4
Follow-Up Contact	57	54.2
Premise Check	42	19.0
Suspicious Veh. Stop	27	44.6
Subject Stop	17	13.6
Detail	14	26.3
Community Contact	8	N/A
Court*		3.3
Foot Patrol*		0.5
Meeting*		1.1
Suspect Contact		2.4
Traffic Detail**		N/A
Training*		3.4
Warrant Service		4.2
Total Calls:	457	532.0

*CCOM switched to a new dispatch CAD system on 03/13/18. The new system does not capture these call types.

**New call type

Reports Written

During July, 138 reports were written. 15.9% were written by the graveyard shift, 42.8% by the dayshift units and 41.3% were written by the swing shift units.

Type of Report	July 2019	2018 Monthly Avg.
Theft	35	28.2
Traffic Crash	17	14.1
Criminal Mischief	12	6.3
Burglary	6	5.6
Stolen Vehicle	5	4.7
Identity Theft	3	2.8
Assault	1	1.9
Drug Crimes	1	7.3
Other Reports	58	55.0
Total Calls:	138	125.8

Shift Totals	July 2019	2018 Monthly Avg.
Graveyard	22	20.8
Day Shift	59	65.0
Swing Shift	57	40.0

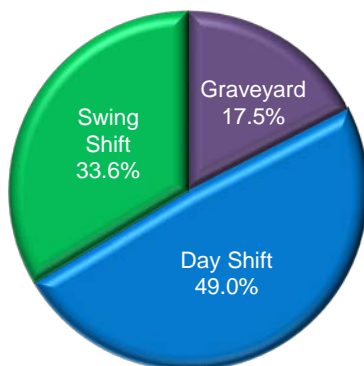
Traffic

During July 2019, 292 traffic stops were made in the City and 278 traffic citations were issued. Included in these totals are 135 traffic stops (46.2%) and 185 (66.5%) citations issued by the traffic deputies.

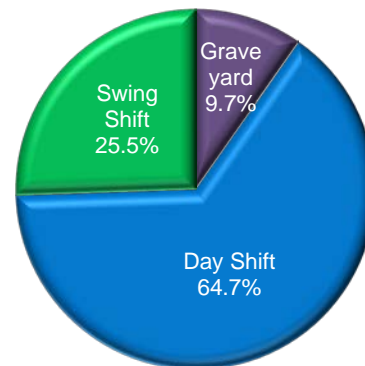
There were 10 arrests for Driving Under the Influence of Intoxicants (DUII).

Shift	July 2019		2018 Monthly Avg.	
	Traffic Stops	Citations Issued	Traffic Stops	Citations Issued
Graveyard	51	27	74.6	52.2
Day Shift	143	180	170.4	172.3
Swing Shift	98	71	114.2	76.4
Total:	292	278	359.2	300.8

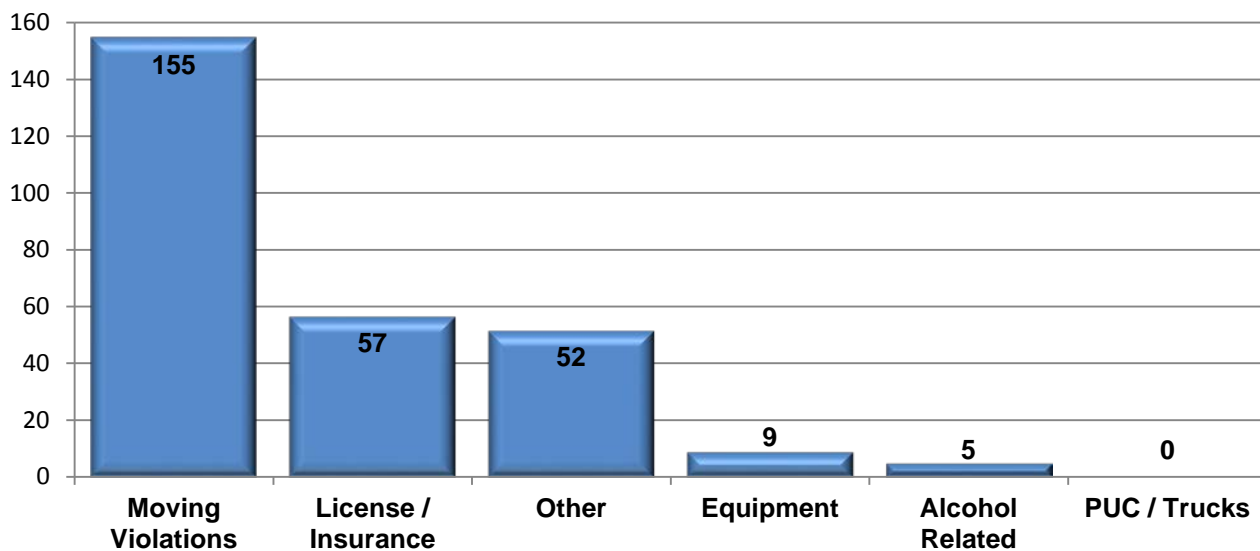
Traffic Stops



Citations Issued



Types of Traffic Citations Issued





Happy Valley Traffic Crashes July 2019

