

# Happy Valley September 2019



## Happy Valley Police Department

12915 SE King Rd  
Happy Valley, OR 97086

In Partnership with

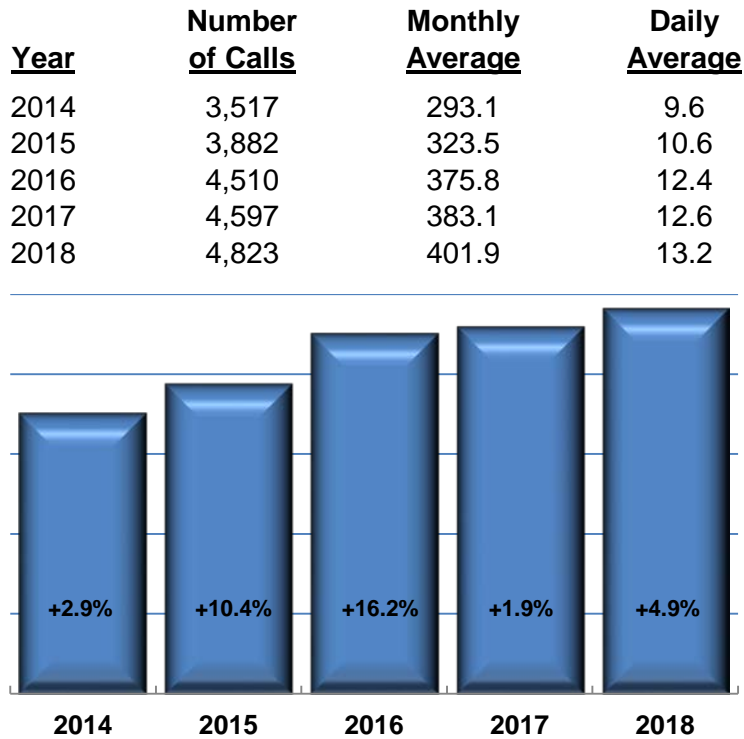


**Clackamas County  
Sheriff's Office**

## Monthly Summary

During September 2019, the Clackamas County Sheriff's Office provided law enforcement service to the City of Happy Valley on a 24 hour a day basis. During this time deputies assigned to Happy Valley responded to 374 calls for service, which was an average of 12.5 calls a day.

Below is a chart showing the number of calls for service in the City during the last 5 years.



An overall look at the shift activity shows the following percentages of calls taken, traffic stops made and reports written for September.

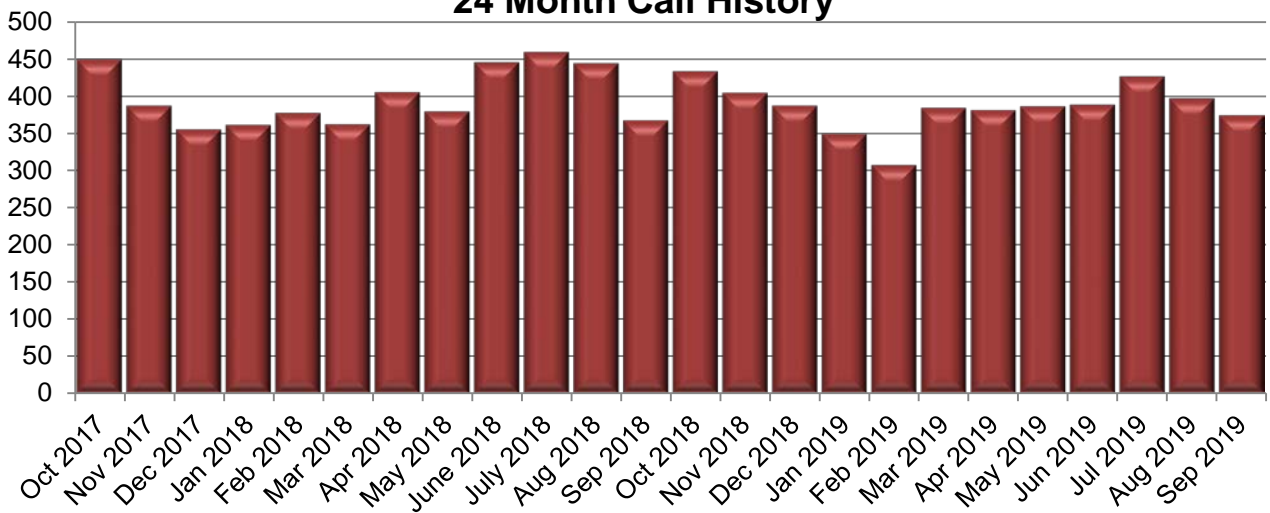
	<u>Percentage of Calls Taken</u>	<u>Percentage of Traffic Stops</u>	<u>Percentage of Reports Written</u>
Graveyard	19.3%	13.0%	16.2%
Day Shift	33.2%	54.0%	41.0%
Swing Shift	47.6%	33.0%	42.7%



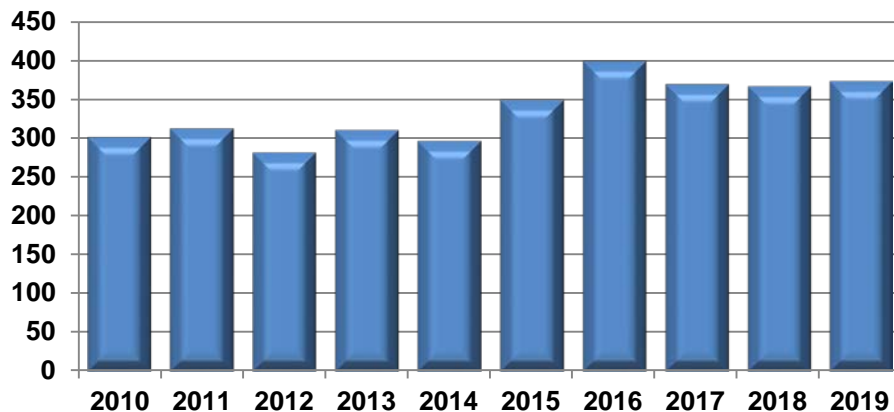
## **Calls for Service**

<b>Number of Calls Per Shift</b>	<b>September 2019</b>	<b>Monthly Average 2018</b>
<b>Graveyard (2100-0700)</b>	72	68.0
<b>Day Shift (0700-1700)</b>	124	182.6
<b>Swing Shift (1700-0300)</b>	178	151.3
<b>Monthly Total</b>	<b>374</b>	<b>401.9</b>
<b>Daily Average</b>	12.5	13.2

### **24 Month Call History**



### **September Calls for Service**



## Types of Calls

This chart shows the types of calls for service during the month. These calls do not reflect actual criminal activity. In some cases the call was dispatched as a particular type of incident, but it was later determined to be of a different nature.

Type of Call	September 2019			September 2019 Total	2018 Monthly Avg.
	Grave yard	Day shift	Swing shift		
Suspicious Circumstances/Person	20	7	36	63	60.8
Alarm	7	19	19	45	41.2
Traffic Crash	4	17	10	31	27.0
Theft	2	16	11	29	38.2
Domestic Disturbance	4	8	14	26	12.2
Parking Complaint	1	8	5	14	19.4
Threat / Harassment	2	6	6	14	11.4
Traffic Complaint		5	6	11	19.0
Animal Complaint	3	1	4	8	6.9
Juvenile Problem		4	4	8	8.9
Fraud	1	3	3	7	10.8
Unwanted / Trespass	1	1	4	6	10.9
Burglary	1		3	4	6.7
Criminal Mischief	1	2	1	4	8.3
Stolen Vehicle		3	1	4	5.8
Suicide Attempt / Threat	1		3	4	5.1
Assault	1		1	2	1.9
Disturbance	1	1		2	3.7
Behavioral Health Incident			1	1	2.2
Missing Person			1	1	1.6
Robbery	1			1	0.3
Vice Complaint	1			1	1.4
Violation of Restraining Order			1	1	0.9
Death Investigation					0.8
Recovered Stolen Vehicle					2.2
Runaway					2.6
Sex Crimes					1.2
Shooting					0.0
Other	20	23	44	87	90.9
<b>Total Calls:</b>	<b>52</b>	<b>117</b>	<b>142</b>	<b>374</b>	<b>401.9</b>

## Median Response Times to Dispatched Calls

	All Calls	Priority 1 & 2 Calls
<b>Input to Dispatch</b> (Time call was on hold)	1:23 Minutes	0:51 Minutes
<b>Dispatch to Arrival</b> (Time it took the deputy to arrive after being dispatched)	7:22 Minutes	7:01 Minutes

### Other / Self-Initiated Activity

Type of Call	September 2019	2018 Monthly Avg.
Traffic Stop	285	359.4
Premise Check	40	19.0
Follow-Up Contact	36	54.2
Suspicious Veh. Stop	28	44.6
Subject Stop	10	13.6
Detail	7	26.3
Warrant Service	5	4.2
Community Contact	4	N/A
Suspect Contact	1	2.4
Court*		3.3
Foot Patrol*		0.5
Meeting*		1.1
Traffic Detail**		N/A
Training*		3.4
<b>Total Calls:</b>	<b>416</b>	<b>532.0</b>

\*CCOM switched to a new dispatch CAD system on 03/13/18. The new system does not capture these call types.

\*\*New call type

### Reports Written

During September, 117 reports were written. 16.2% were written by the graveyard shift, 41.0% by the dayshift units and 42.7% were written by the swing shift units.

Type of Report	September 2019	2018 Monthly Avg.
Traffic Crash	14	14.1
Theft	13	28.2
Criminal Mischief	7	6.3
Stolen Vehicle	6	4.7
Drug Crimes	4	7.3
Burglary	3	5.6
Assault	1	1.9
Identity Theft	1	2.8
Other Reports	68	55.0
<b>Total Calls:</b>	<b>117</b>	<b>125.8</b>

Shift Totals	September 2019	2018 Monthly Avg.
Graveyard	19	20.8
Day Shift	48	65.0
Swing Shift	50	40.0

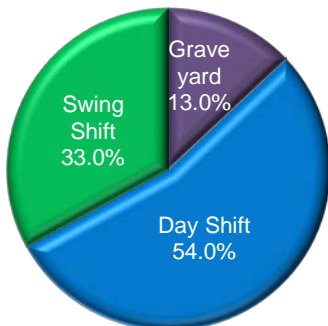
## Traffic

During September 2019, 285 traffic stops were made in the City and 263 traffic citations were issued. Included in these totals are 119 traffic stops (41.8%) and 145 (55.1%) citations issued by the traffic deputies.

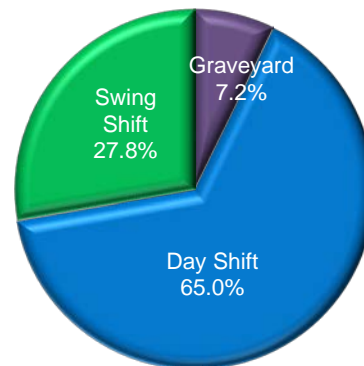
There were 7 arrests for Driving Under the Influence of Intoxicants (DUII).

Shift	September 2019		2018 Monthly Avg.	
	Traffic Stops	Citations Issued	Traffic Stops	Citations Issued
Graveyard	37	19	74.6	52.2
Day Shift	154	171	170.4	172.3
Swing Shift	94	73	114.2	76.4
<b>Total:</b>	<b>285</b>	<b>263</b>	<b>359.2</b>	<b>300.8</b>

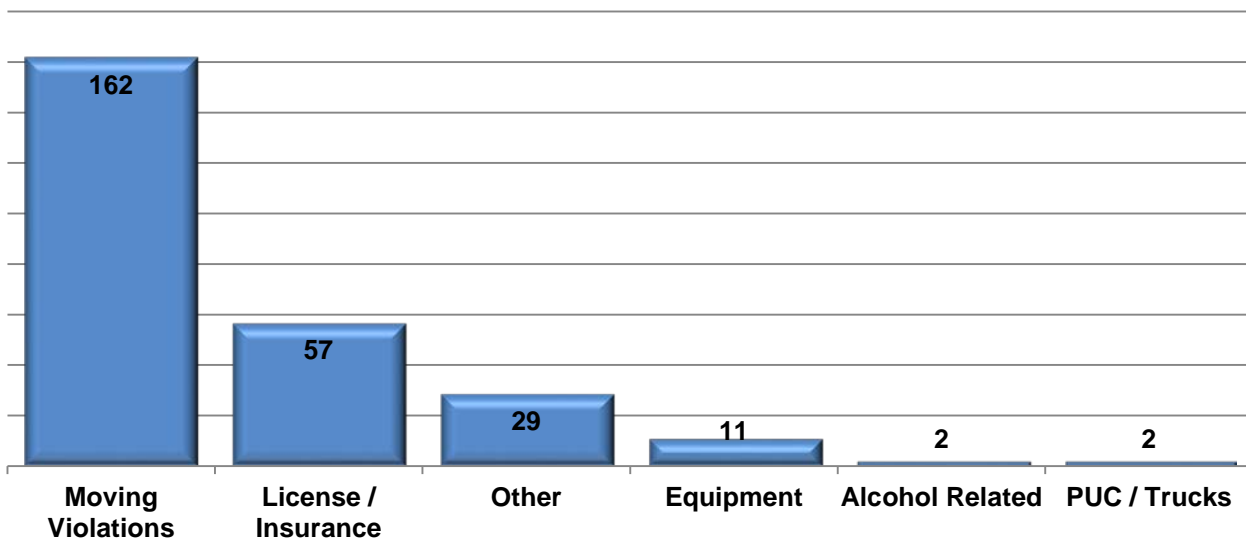
**Traffic Stop**



**Citations Issued**



**Types of Traffic Citations Issued**





# Happy Valley Traffic Crashes September 2019

