

# Happy Valley December 2019



## Happy Valley Police Department

12915 SE King Rd  
Happy Valley, OR 97086

In Partnership with

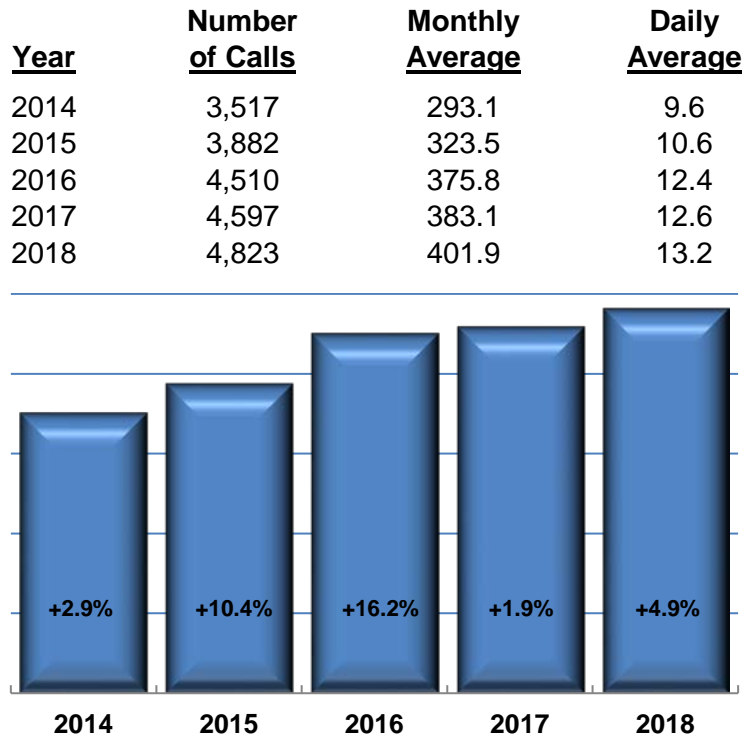


**Clackamas County  
Sheriff's Office**

## Monthly Summary

During December 2019, the Clackamas County Sheriff's Office provided law enforcement service to the City of Happy Valley on a 24 hour a day basis. During this time deputies assigned to Happy Valley responded to 397 calls for service, which was an average of 12.8 calls a day.

Below is a chart showing the number of calls for service in the City during the last 5 years.



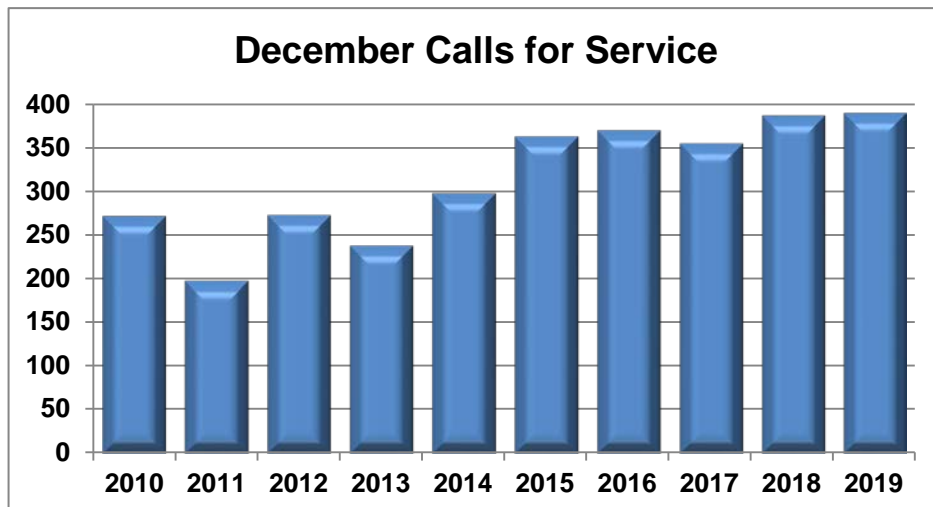
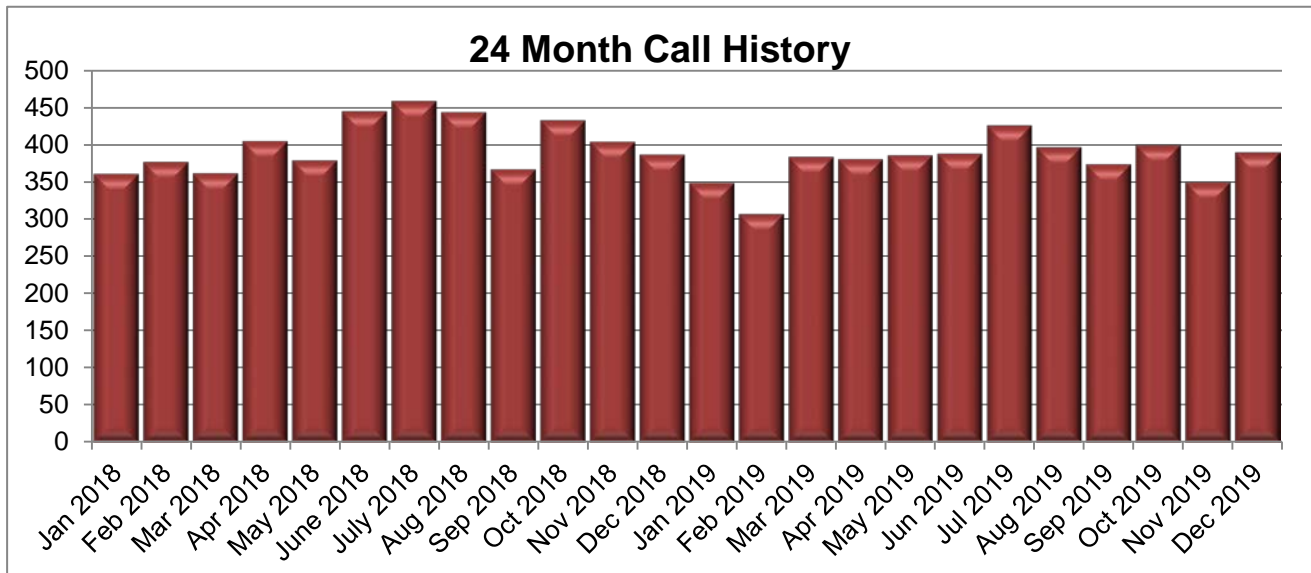
An overall look at the shift activity shows the following percentages of calls taken, traffic stops made and reports written for December.

	<u>Percentage of Calls Taken</u>	<u>Percentage of Traffic Stops</u>	<u>Percentage of Reports Written</u>
Graveyard	18.9%	20.3%	11.3%
Day Shift	34.3%	48.9%	35.2%
Swing Shift	46.9%	30.8%	53.5%



## Calls for Service

Number of Calls Per Shift	December 2019	Monthly Average 2018
Graveyard (2100-0700)	75	68.0
Day Shift (0700-1700)	136	182.6
Swing Shift (1700-0300)	186	151.3
Monthly Total	397	401.9
Daily Average	12.8	13.2



## Types of Calls

This chart shows the types of calls for service during the month. These calls do not reflect actual criminal activity. In some cases the call was dispatched as a particular type of incident, but it was later determined to be of a different nature.

Type of Call	December 2019			December 2019 Total	2018 Monthly Avg.
	Grave yard	Day shift	Swing shift		
Suspicious Circumstances/Person	19	23	38	80	60.8
Alarm	5	19	24	48	41.2
Traffic Crash	4	11	16	31	27.0
Theft	3	12	9	24	38.2
Parking Complaint	2	3	8	13	19.4
Fraud		3	8	11	10.8
Traffic Complaint	2	2	7	11	19.0
Unwanted / Trespass	4	3	3	10	10.9
Burglary	1	1	7	9	6.7
Threat / Harassment	1	6	2	9	11.4
Behavioral Health Incident	1	3	4	8	2.2
Juvenile Problem	2	4	2	8	8.9
Criminal Mischief		3	4	7	8.3
Domestic Disturbance	1	1	5	7	12.2
Vice Complaint		1	4	5	1.4
Recovered Stolen Vehicle			3	3	2.2
Suicide Attempt / Threat			3	3	5.1
Animal Complaint		2		2	6.9
Death Investigation	1		1	2	0.8
Disturbance		1	1	2	3.7
Missing Person		1	1	2	1.6
Runaway			2	2	2.6
Assault	1			1	1.9
Robbery			1	1	0.3
Sex Crimes	1			1	1.2
Stolen Vehicle		1		1	5.8
Violation of Restraining Order		1		1	0.9
Shooting					0.0
Other	27	35	33	95	90.9
<b>Total Calls:</b>	<b>75</b>	<b>136</b>	<b>186</b>	<b>397</b>	<b>401.9</b>

## Median Response Times to Dispatched Calls

	All Calls	Priority 1 & 2 Calls
<b>Input to Dispatch</b> (Time call was on hold)	1:09 Minutes	0:57 Minutes
<b>Dispatch to Arrival</b> (Time it took the deputy to arrive after being dispatched)	7:37 Minutes	6:36 Minutes

### Other / Self-Initiated Activity

Type of Call	December 2019	2018 Monthly Avg.
Traffic Stop	276	359.4
Premise Check	84	19.0
Follow-Up Contact	65	54.2
Suspicious Veh. Stop	42	44.6
Detail	10	26.3
Subject Stop	5	13.6
Suspect Contact	4	2.4
Warrant Service	4	4.2
Community Contact	3	N/A
Court*		3.3
Foot Patrol*		0.5
Meeting*		1.1
Traffic Detail**		N/A
Training*		3.4
<b>Total Calls:</b>	<b>493</b>	<b>532.0</b>

\*CCOM switched to a new dispatch CAD system on 03/13/18. The new system does not capture these call types.

\*\*New call type

### Reports Written

During December, 142 reports were written. 11.3% were written by the graveyard shift, 35.2% by the dayshift units and 53.5% were written by the swing shift units.

Type of Report	December 2019	2018 Monthly Avg.
Theft	28	28.2
Traffic Crash	17	14.1
Burglary	10	5.6
Drug Crimes	6	7.3
Identity Theft	5	2.8
Criminal Mischief	4	6.3
Stolen Vehicle	2	4.7
Assault		1.9
Other Reports	70	55.0
<b>Total Calls:</b>	<b>142</b>	<b>125.8</b>

Shift Totals	December 2019	2018 Monthly Avg.
Graveyard	16	20.8
Day Shift	50	65.0
Swing Shift	76	40.0

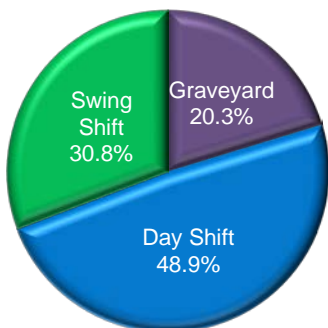
## Traffic

During December 2019, 276 traffic stops were made in the City and 252 traffic citations were issued. Included in these totals are 112 traffic stops (40.6%) and 149 (59.1%) citations issued by the traffic deputies.

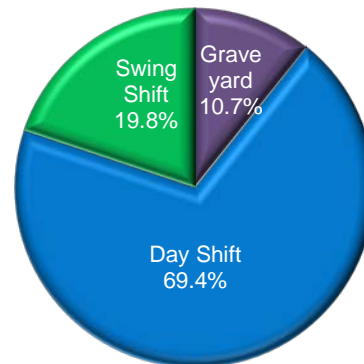
There were 3 arrests for Driving Under the Influence of Intoxicants (DUII).

Shift	December 2019		2018 Monthly Avg.	
	Traffic Stops	Citations Issued	Traffic Stops	Citations Issued
Graveyard	56	27	74.6	52.2
Day Shift	135	175	170.4	172.3
Swing Shift	85	50	114.2	76.4
<b>Total:</b>	<b>276</b>	<b>252</b>	<b>359.2</b>	<b>300.8</b>

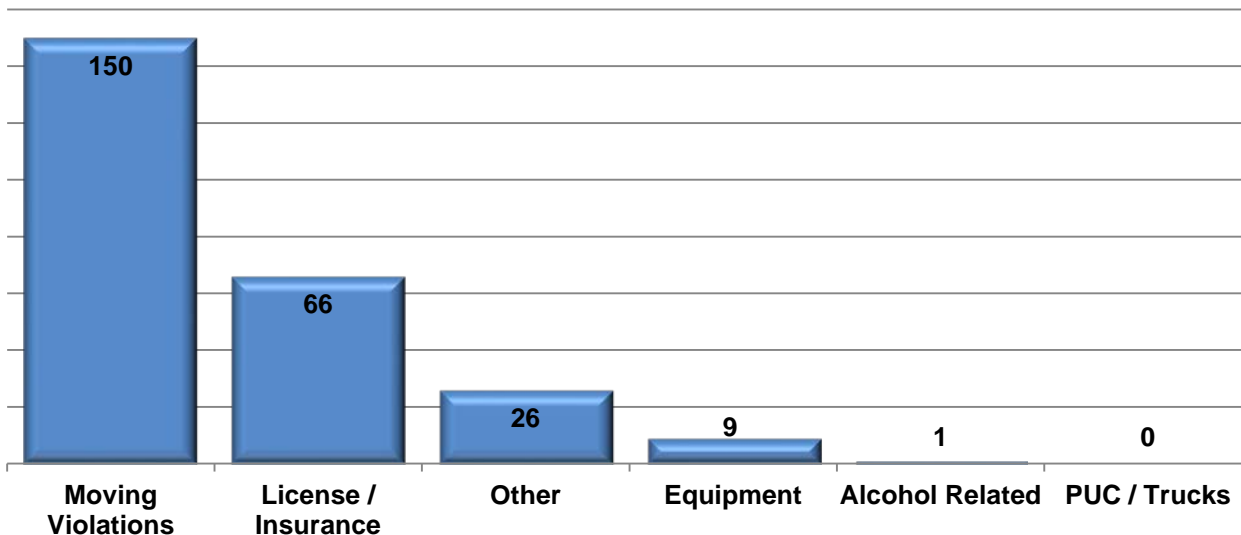
**Traffic Stop**



**Citations Issued**



**Types of Traffic Citations Issued**







# Happy Valley Traffic Crashes December 2019

