

HAPPY VALLEY

MONTHLY ACTIVITY REPORT

December 2020

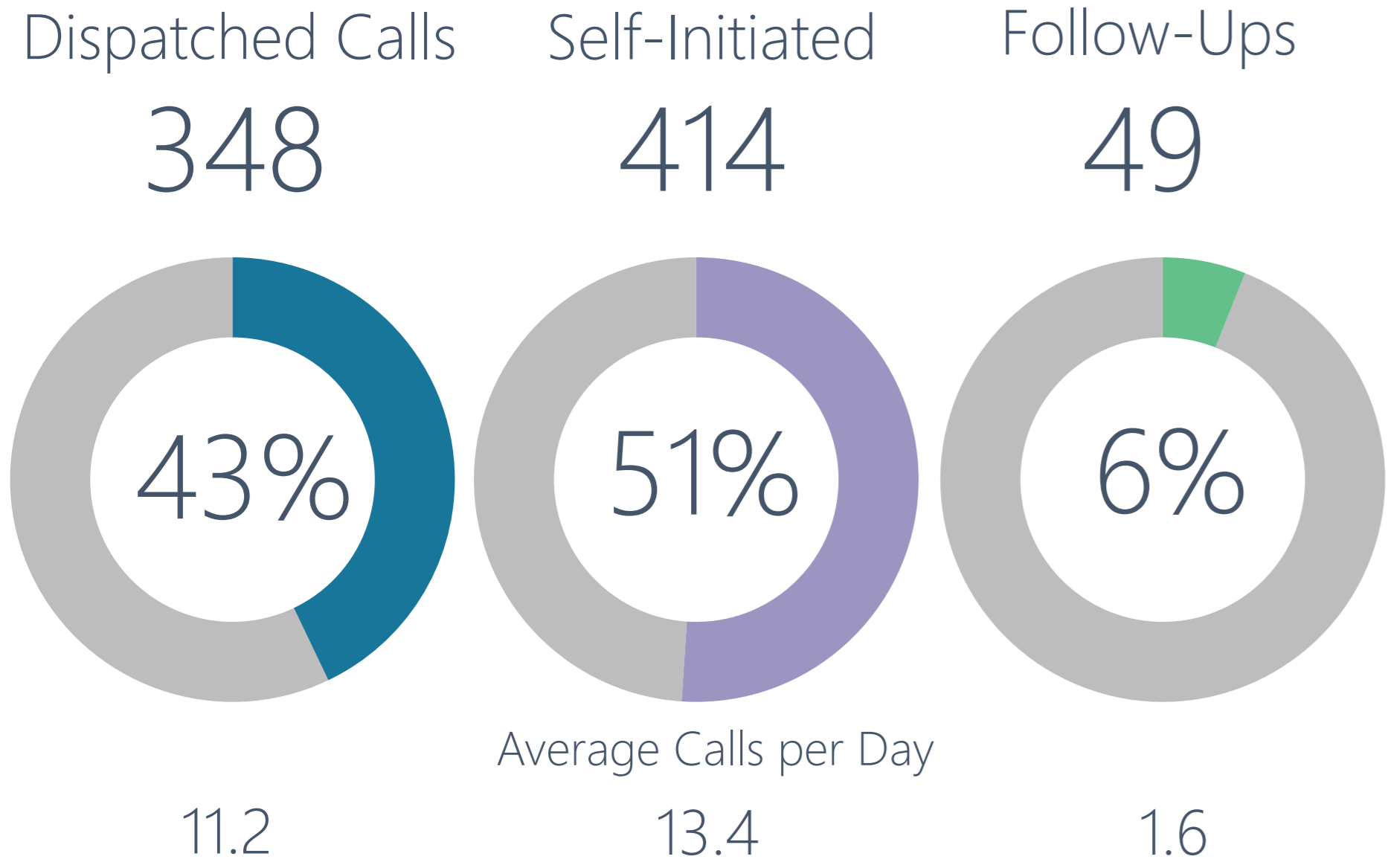


HAPPY VALLEY POLICE DEPARTMENT
12915 SE King Road
Happy Valley, OR 97086



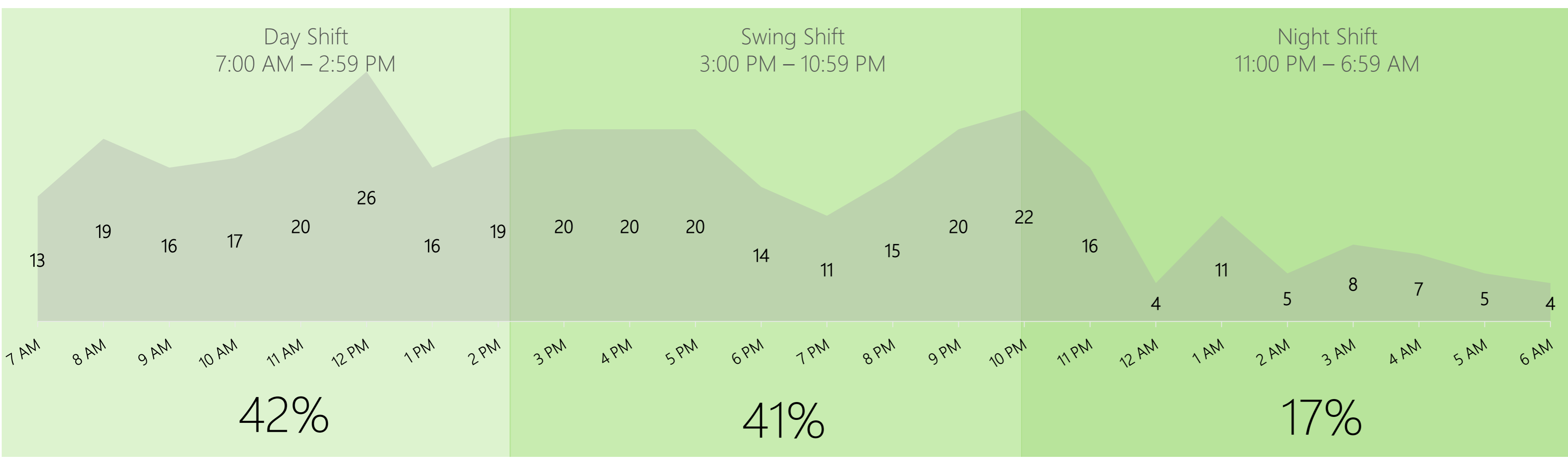
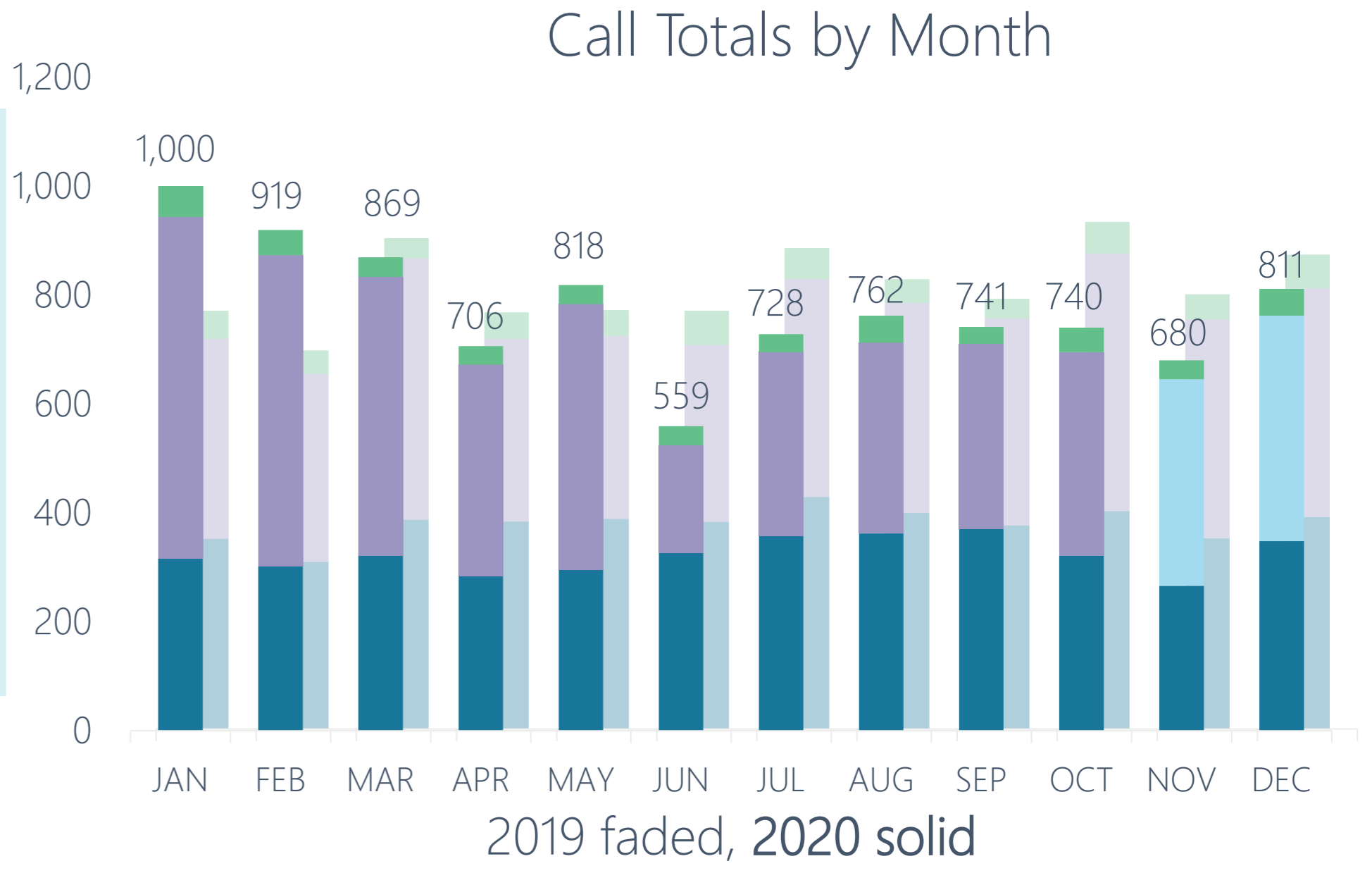
In Partnership with

**Clackamas County
Sheriff's Office**

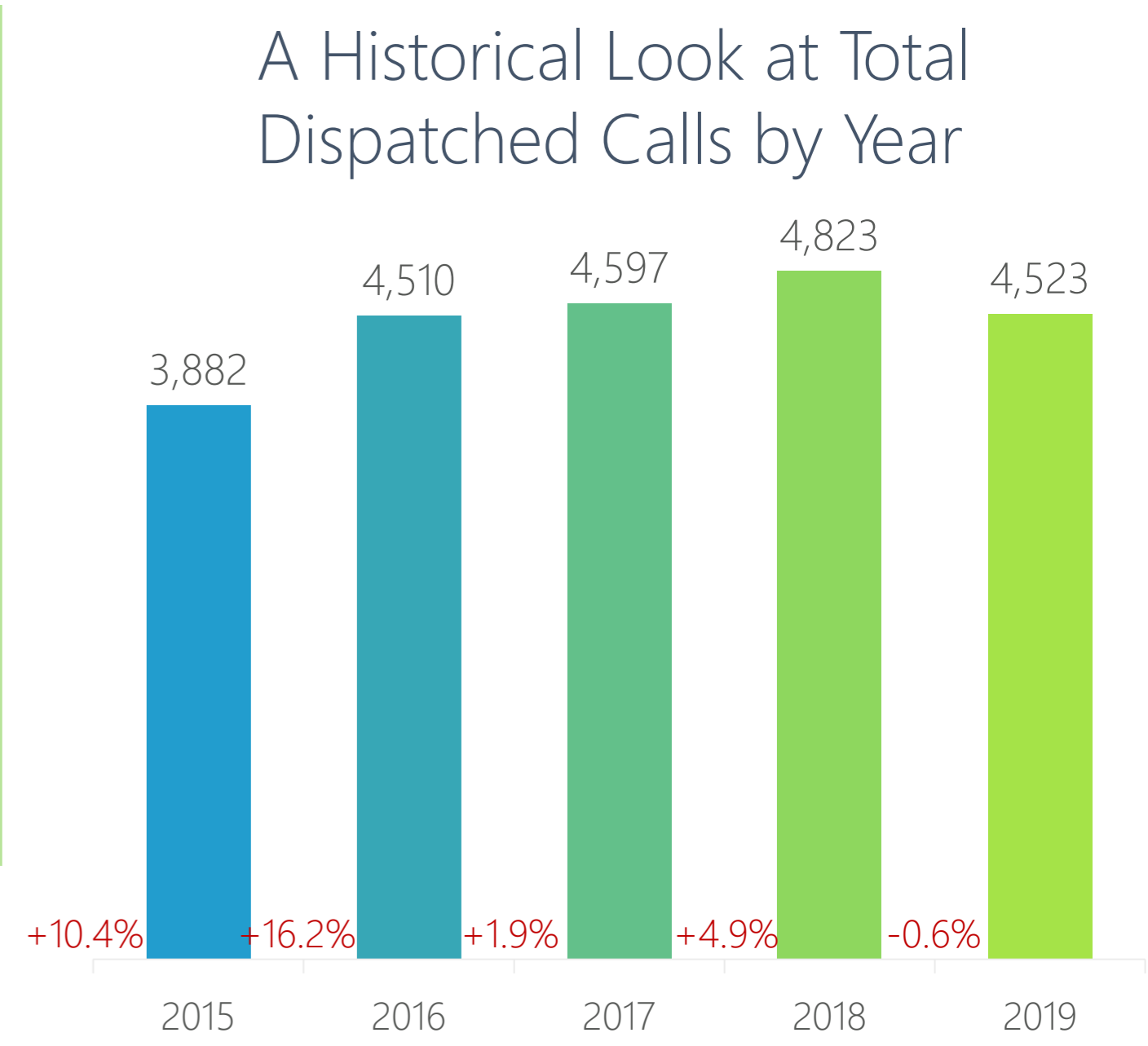


Median Hold/Response Times

	All Calls	Priority 1 & 2 Calls
Input to Dispatch (Hold Duration)	3:11	1:55
Dispatch to Arrival (Response Duration)	5:23	6:55

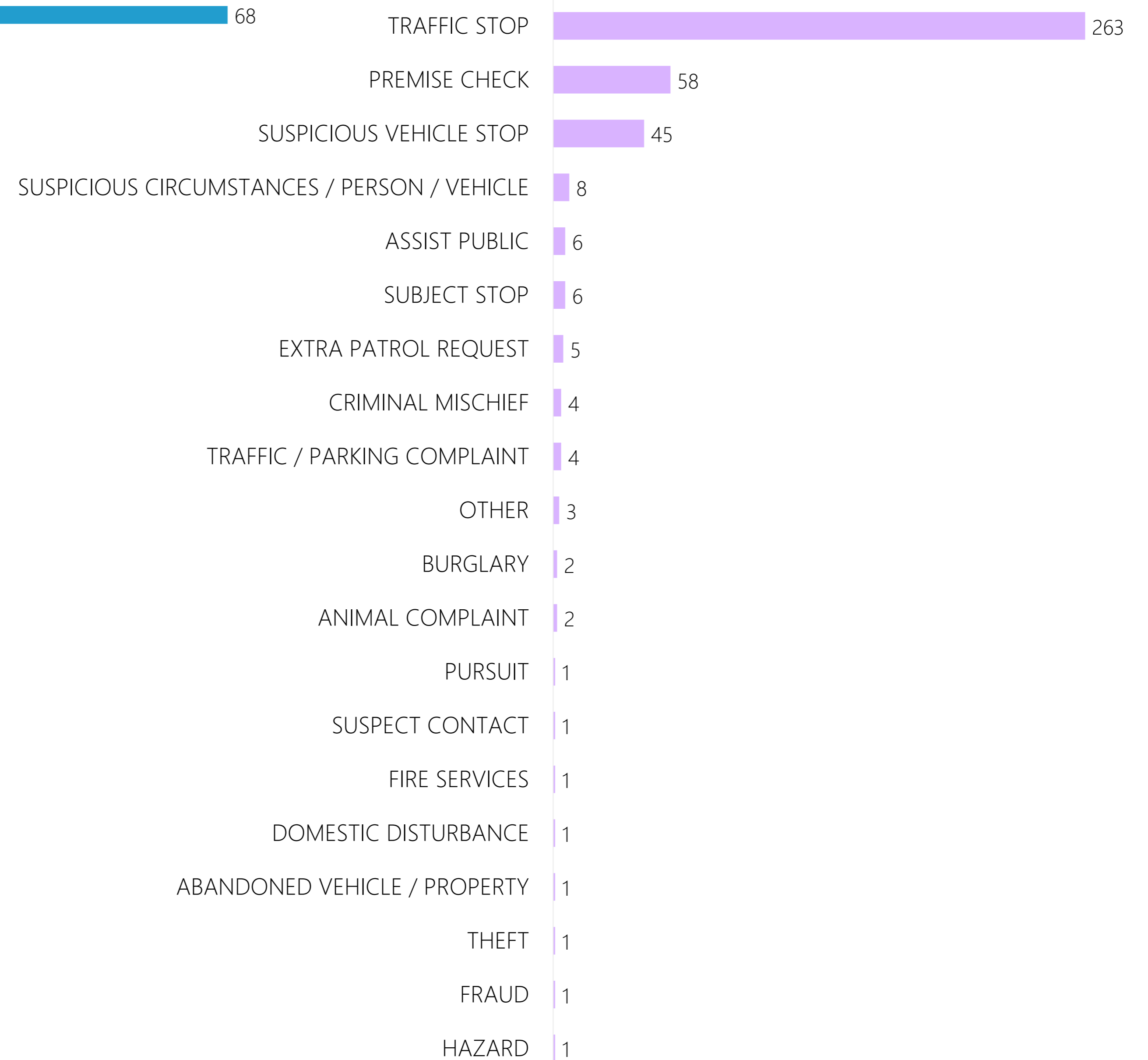
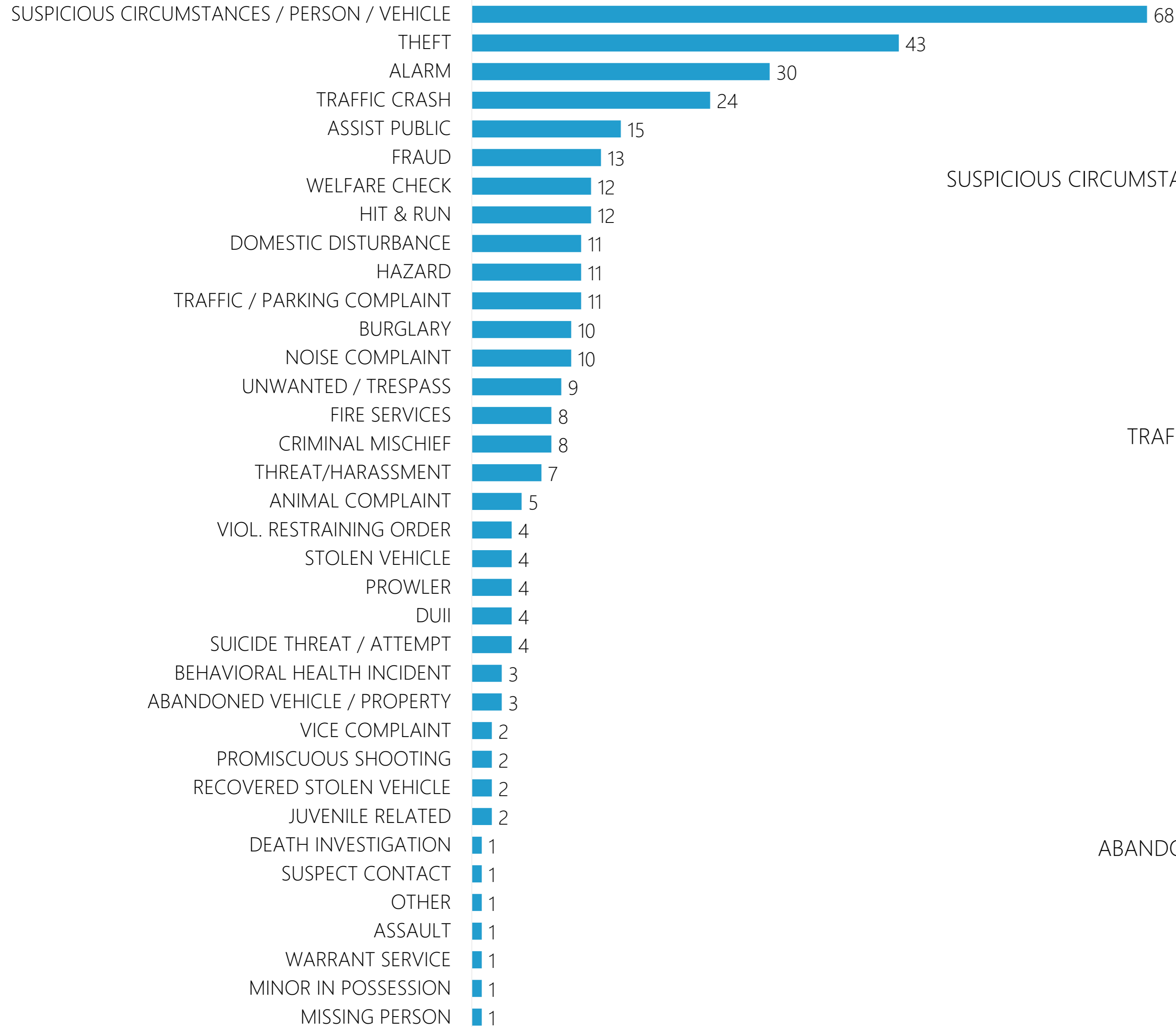


Dispatched Calls for Service Breakdown by Hour of Day & Shift Time Groupings
(not actual breakdown of Happy Valley PD shift schedules)



Dispatched Call Types

























Self-Initiated Call Types



DISPATCHED CALL TYPE	Jan	Feb	Mar	Apr	May	Jun	Jul	Aug	Sep	Oct	Nov	Dec	2020 Monthly Trend Line	Grand Total for 2020
ABANDONED VEHICLE / PROPERTY	3	1	1	5	6	4	8	5	6	4	7	3		53
ALARM (2nd)	48	52	36	35	0	29	38	44	46	38	30	30		426
ANIMAL COMPLAINT	10	5	3	3	0	5	11	7	6	11	5	5		71
ARSON	0	0	1	1	0	1	0	1	1	0	0	0		5
ASSAULT	1	2	2	0	0	2	0	3	6	2	3	1		22
ASSIST PUBLIC (5th)	20	14	19	16	0	25	21	21	22	16	15	15		204
BEHAVIORAL HEALTH INCIDENT	12	1	4	2	0	2	7	2	6	5	3	3		47
BURGLARY	4	2	10	4	0	7	3	6	8	3	4	10		61
COVER OFFICER	1	0	0	0	1	0	0	0	0	3	1	0		6
CRIMINAL MISCHIEF	6	8	11	8	8	2	15	14	6	9	3	8		98
DEATH INVESTIGATION	1	0	1	0	1	0	2	3	1	0	1	1		11
DISTURBANCE	3	4	7	2	1	6	4	5	3	5	3	0		43
DOMESTIC DISTURBANCE	11	16	11	7	16	14	9	16	13	11	13	11		148
DUII	1	4	2	0	0	4	2	3	5	1	2	4		28
EXTRA PATROL REQUEST	0	2	0	1	0	3	2	1	2	1	0	0		12
FIRE SERVICES	5	3	2	2	0	3	1	2	3	3	6	8		38
FRAUD	4	12	13	15	12	11	14	7	8	9	7	13		125
HAZARD	7	9	9	12	7	4	5	6	13	8	8	11		99
HIT & RUN	13	4	2	2	5	6	11	13	8	12	4	12		92
JUVENILE RELATED	12	5	11	12	9	12	11	13	5	16	5	2		113
LITTERING	0	0	0	0	1	2	0	0	0	0	1	0		4
MENACING	2	0	0	0	2	1	1	0	1	0	1	0		8
MINOR IN POSSESSION	0	1	0	0	2	1	0	0	0	0	1	1		6
MISSING PERSON	1	2	1	2	1	0	8	0	2	1	1	1		20




















*Top 5 dispatched call types for 2020 in red

(List part 1 of 2)

DISPATCHED CALL TYPE	Jan	Feb	Mar	Apr	May	Jun	Jul	Aug	Sep	Oct	Nov	Dec	2020 Monthly Trend Line	Grand Total for 2020
NOISE COMPLAINT	4	5	6	13	22	21	23	15	11	7	1	10		138
OTHER	2	1	3	0	6	2	2	1	1	0	1	1		20
PREMISE CHECK	1	0	1	1	1	0	1	0	0	0	0	0		5
PROMISCUOUS SHOOTING	0	1	1	0	0	0	2	1	3	0	1	2		11
PROWLER	0	1	0	1	1	0	0	1	1	1	0	4		10
RECOVERED STOLEN VEHICLE	1	2	4	1	0	1	1	2	1	0	0	2		15
ROBBERY	0	0	0	0	1	0	1	0	1	1	1	0		5
SEX CRIMES	1	0	0	0	0	1	2	2	2	0	0	0		8
SHOOTING	1	0	0	0	0	0	0	0	0	0	0	0		1
STOLEN VEHICLE	0	3	4	5	2	4	4	4	4	6	6	4		46
SUICIDE THREAT / ATTEMPT	8	13	4	2	4	7	4	6	5	6	10	4		73
SUSPECT CONTACT	0	0	1	0	0	0	0	0	0	1	1	1		4
SUSPICIOUS CIRCUMSTANCES / PERSON / VEHICLE (1st)	48	40	65	43	50	37	52	50	67	47	42	68		609
SUSPICIOUS VEHICLE STOP	0	1	0	0	0	0	0	0	0	0	0	0		1
THEFT (3rd)	19	27	24	28	26	29	20	30	31	22	24	43		323
THREAT/HARASSMENT	9	8	11	8	7	12	13	9	13	12	5	7		114
TRAFFIC / PARKING COMPLAINT	12	11	16	16	10	22	14	12	17	18	13	11		172
TRAFFIC CRASH (4th)	23	17	17	10	5	20	14	25	17	19	16	24		207
UNWANTED / TRESPASS	3	10	6	14	7	4	14	14	10	9	6	9		106
VICE COMPLAINT	0	1	0	1	2	1	0	0	1	2	2	2		12
VIOL. RESTRAINING ORDER	0	0	4	0	1	4	1	2	3	0	0	4		19
WARRANT SERVICE	4	0	0	0	0	0	0	0	2	0	0	1		7
WELFARE CHECK	14	14	9	12	10	18	16	16	10	12	13	12		156
Grand Total	315	302	322	284	227	327	357	362	371	321	266	348		3,802

*Top 5 dispatched call types for 2020 in red

(List part 2 of 2)

SELF-INITIATED CALL TYPE	Jan	Feb	Mar	Apr	May	Jun	Jul	Aug	Sep	Oct	Nov	Dec	2020 Monthly Trend Line	Grand Total for 2020
ABANDONED VEHICLE / PROPERTY	5	3	3	1	0	1	2	3	0	2	1	1		22
ANIMAL COMPLAINT	2	0	0	2	0	5	3	7	2	0	1	2		24
ASSAULT	1	0	0	0	0	0	0	1	0	0	0	0		2
ASSIST PUBLIC (4th)	22	10	11	13	6	10	15	15	8	10	13	6		139
BEHAVIORAL HEALTH INCIDENT	0	0	0	1	0	0	0	0	0	1	0	0		2
BURGLARY	1	0	0	0	0	0	0	0	0	0	0	2		3
CRIMINAL MISCHIEF	0	1	3	0	0	0	1	0	0	0	0	4		9
DISTURBANCE	0	1	1	0	0	0	0	1	0	1	0	0		4
DOMESTIC DISTURBANCE	0	0	1	0	0	0	0	0	0	0	1	1		3
DUII	0	0	0	1	0	0	0	0	0	0	0	0		1
EXTRA PATROL REQUEST	10	6	16	43	14	5	8	2	3	2	1	5		115
FIRE SERVICES	0	1	0	1	0	1	0	1	0	0	0	1		5
FRAUD	2	2	0	1	0	0	1	0	1	0	1	1		9
HAZARD	1	3	2	2	4	3	2	0	6	3	2	1		29
HIT & RUN	0	0	1	0	0	0	0	1	0	0	0	0		2
JUVENILE RELATED	2	4	1	0	0	0	0	0	0	0	0	0		7
LITTERING	0	0	0	0	0	1	0	1	0	0	0	0		2
OTHER	0	0	0	0	0	1	0	0	2	5	0	3		11
PREMISE CHECK (2nd)	192	128	162	73	59	11	31	29	15	34	38	58		830

*Top 5 self-initiated call types for 2020 in red

(List part 1 of 2)

SELF-INITIATED CALL TYPE	Jan	Feb	Mar	Apr	May	Jun	Jul	Aug	Sep	Oct	Nov	Dec	2020 Monthly Trend Line	Grand Total for 2020
PROMISCUOUS SHOOTING	0	0	0	1	0	0	0	0	0	0	0	0		1
PROWLER	0	0	0	0	0	1	0	0	0	0	0	0		1
PURSUIT	1	0	0	0	0	0	2	1	1	0	1	1		7
RECOVERED STOLEN VEHICLE	1	0	1	1	3	0	1	2	1	0	0	0		10
SEARCH & RESCUE	0	0	0	0	0	0	0	1	0	0	0	0		1
SUBJECT STOP	10	6	6	8	12	2	10	11	5	8	7	6		91
SUSPECT CONTACT	3	0	0	1	0	1	0	0	0	1	1	1		8
SUSPICIOUS CIRCUMSTANCES / PERSON / VEHICLE	5	4	8	8	8	5	11	3	6	4	2	8		72
SUSPICIOUS VEHICLE STOP (3rd)	42	33	34	35	31	27	40	29	35	29	33	45		413
THEFT	3	3	5	1	1	2	2	4	3	5	0	1		30
THREAT/HARASSMENT	1	0	0	0	0	0	0	0	0	0	0	0		1
TRAFFIC / PARKING COMPLAINT (5th)	8	18	20	28	19	1	9	1	3	2	7	4		120
TRAFFIC CRASH	3	4	0	1	4	3	1	2	2	2	5	0		27
TRAFFIC STOP (1st)	296	338	233	165	324	117	198	235	246	265	265	263		2,945
UNWANTED / TRESPASS	0	0	0	0	0	0	1	0	0	0	0	0		1
VICE COMPLAINT	1	1	0	0	0	0	0	0	0	0	0	0		2
WARRANT SERVICE	3	5	2	0	0	0	0	0	0	0	0	0		10
WELFARE CHECK	0	0	1	1	1	0	0	0	0	0	0	0		3
Grand Total	615	571	511	388	486	197	338	350	339	374	379	414		4,962

*Top 5 self-initiated call types for 2020 in red

(List part 2 of 2)

Dispatched Call Type	December			2020
	2019	# Diff.	% Diff.	
NOISE COMPLAINT	1	9	900%	10
HIT & RUN	3	9	300%	12
PROWLER	1	3	300%	4
STOLEN VEHICLE	1	3	300%	4
VIOL. RESTRAINING ORDER	1	3	300%	4
ABANDONED VEHICLE / PROPERTY	1	2	200%	3
FIRE SERVICES	3	5	167%	8
RECOVERED STOLEN VEHICLE	1	1	100%	2
THEFT	24	19	79%	43
DOMESTIC DISTURBANCE	7	4	57%	11
SUICIDE THREAT / ATTEMPT	3	1	33%	4
ASSIST PUBLIC	13	2	15%	15
CRIMINAL MISCHIEF	7	1	14%	8
BURGLARY	9	1	11%	10
ASSAULT	1	0	No change	1
DEATH INVESTIGATION	1	0	No change	1
DUII	4	0	No change	4
PROMISCUOUS SHOOTING	2	0	No change	2
SUSPECT CONTACT	1	0	No change	1
VICE COMPLAINT	2	0	No change	2

NC = Not Calculable. A percentage difference is not calculable when the older value equals 0, as the newer value cannot divide into 0.

Dispatched Call Type	December			2020
	2019	# Diff.	% Diff.	
FRAUD	14	-1	-7%	13
WELFARE CHECK	13	-1	-8%	12
SUSPICIOUS CIRCUMSTANCES / PERSON / VEHICLE	74	-6	-8%	68
UNWANTED / TRESPASS	10	-1	-10%	9
HAZARD	13	-2	-15%	11
ANIMAL COMPLAINT	6	-1	-17%	5
TRAFFIC CRASH	29	-5	-17%	24
THREAT/HARASSMENT	9	-2	-22%	7
ALARM	47	-17	-36%	30
TRAFFIC / PARKING COMPLAINT	19	-8	-42%	11
MISSING PERSON	2	-1	-50%	1
BEHAVIORAL HEALTH INCIDENT	8	-5	-63%	3
JUVENILE RELATED	7	-5	-71%	2
COVER OFFICER	2	-2	-100%	0
DISTURBANCE	2	-2	-100%	0
PREMISE CHECK	1	-1	-100%	0
ROBBERY	1	-1	-100%	0
SEX CRIMES	1	-1	-100%	0
TRAFFIC STOP	1	-1	-100%	0
MINOR IN POSSESSION	0	1	NC	1
OTHER	0	1	NC	1
WARRANT SERVICE	0	1	NC	1
Grand Total	345	3	1%	348

Increase

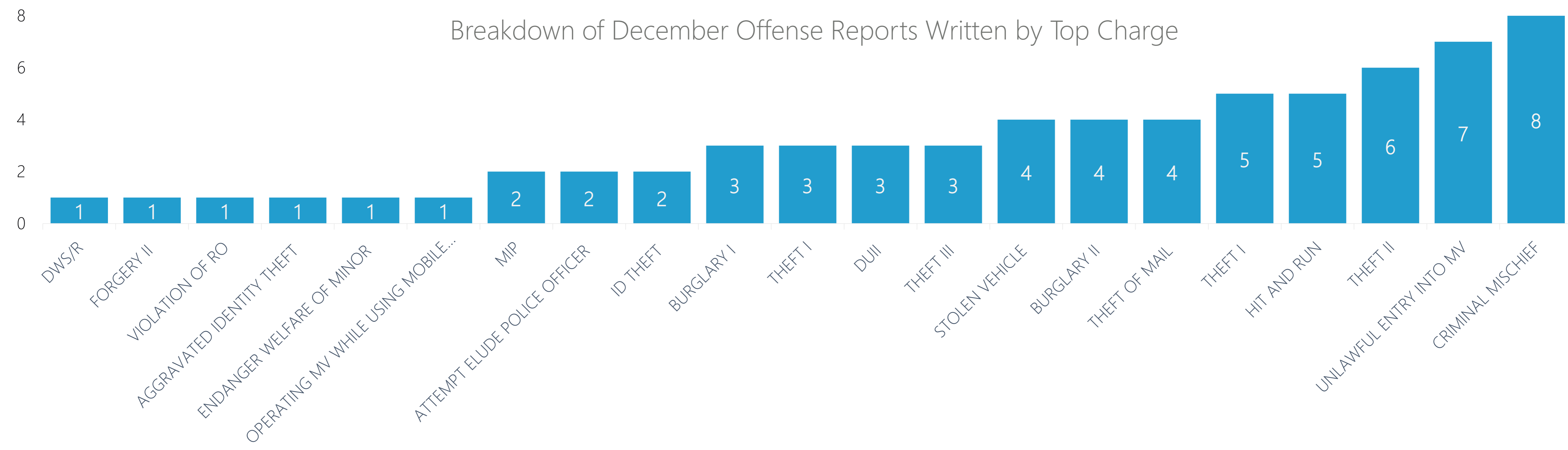
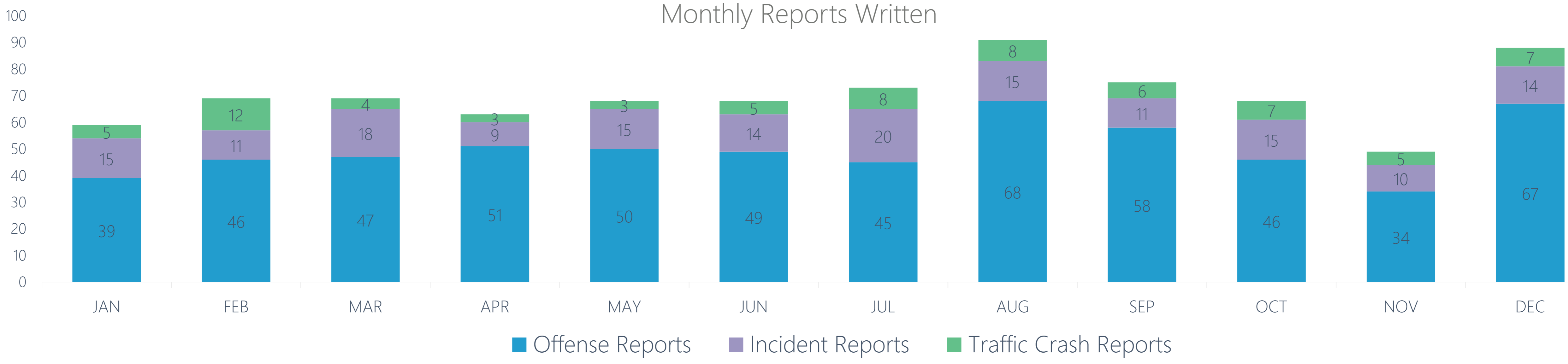
Decrease

Self-Initiated Call Type	December			
	2019	# Diff.	% Diff.	2020
TRAFFIC / PARKING COMPLAINT	1	3	300%	4
SUSPICIOUS CIRCUMSTANCES / PERSON / VEHICLE	5	3	60%	8
SUBJECT STOP	5	1	20%	6
SUSPICIOUS VEHICLE STOP	42	3	7%	45
FRAUD	1	0	No change	1
PURSUIT	1	0	No change	1
THEFT	1	0	No change	1
TRAFFIC STOP	270	-7	-3%	263
PREMISE CHECK	82	-24	-29%	58
ANIMAL COMPLAINT	3	-1	-33%	2
ASSIST PUBLIC	13	-7	-54%	6
EXTRA PATROL REQUEST	18	-13	-72%	5
HAZARD	4	-3	-75%	1
ABANDONED VEHICLE / PROPERTY	5	-4	-80%	1
ALARM	1	-1	-100%	0
JUVENILE RELATED	2	-2	-100%	0
MINOR IN POSSESSION	1	-1	-100%	0
RECOVERED STOLEN VEHICLE	2	-2	-100%	0
STOLEN VEHICLE	1	-1	-100%	0
THREAT/HARASSMENT	2	-2	-100%	0
TRAFFIC CRASH	2	-2	-100%	0
VICE COMPLAINT	2	-2	-100%	0
WARRANT SERVICE	3	-3	-100%	0
BURGLARY	0	2	NC	2
CRIMINAL MISCHIEF	0	4	NC	4
DOMESTIC DISTURBANCE	0	1	NC	1
FIRE SERVICES	0	1	NC	1
OTHER	0	3	NC	3
SUSPECT CONTACT	0	1	NC	1
Grand Total	467	-53	-11%	414

Increase

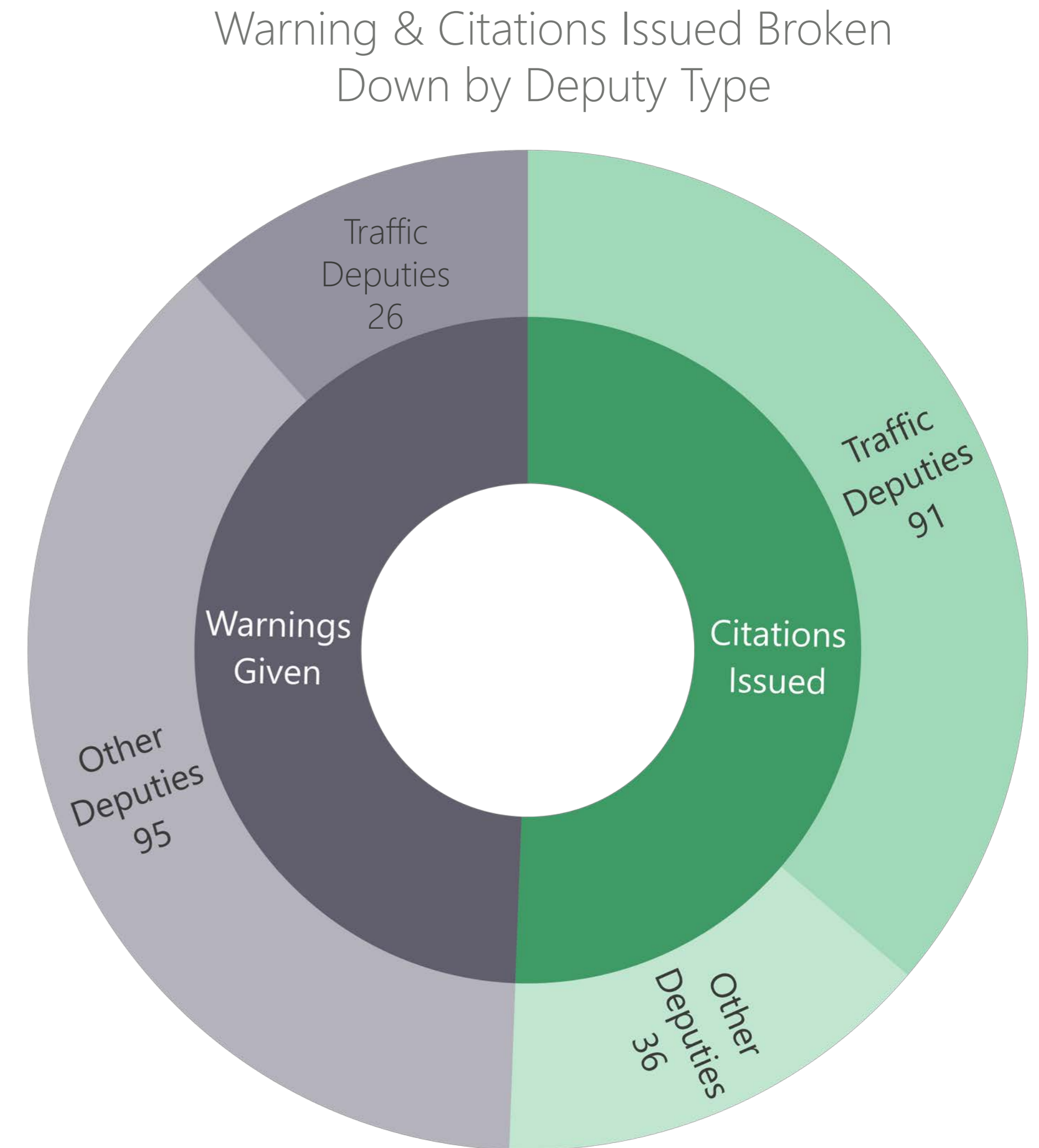
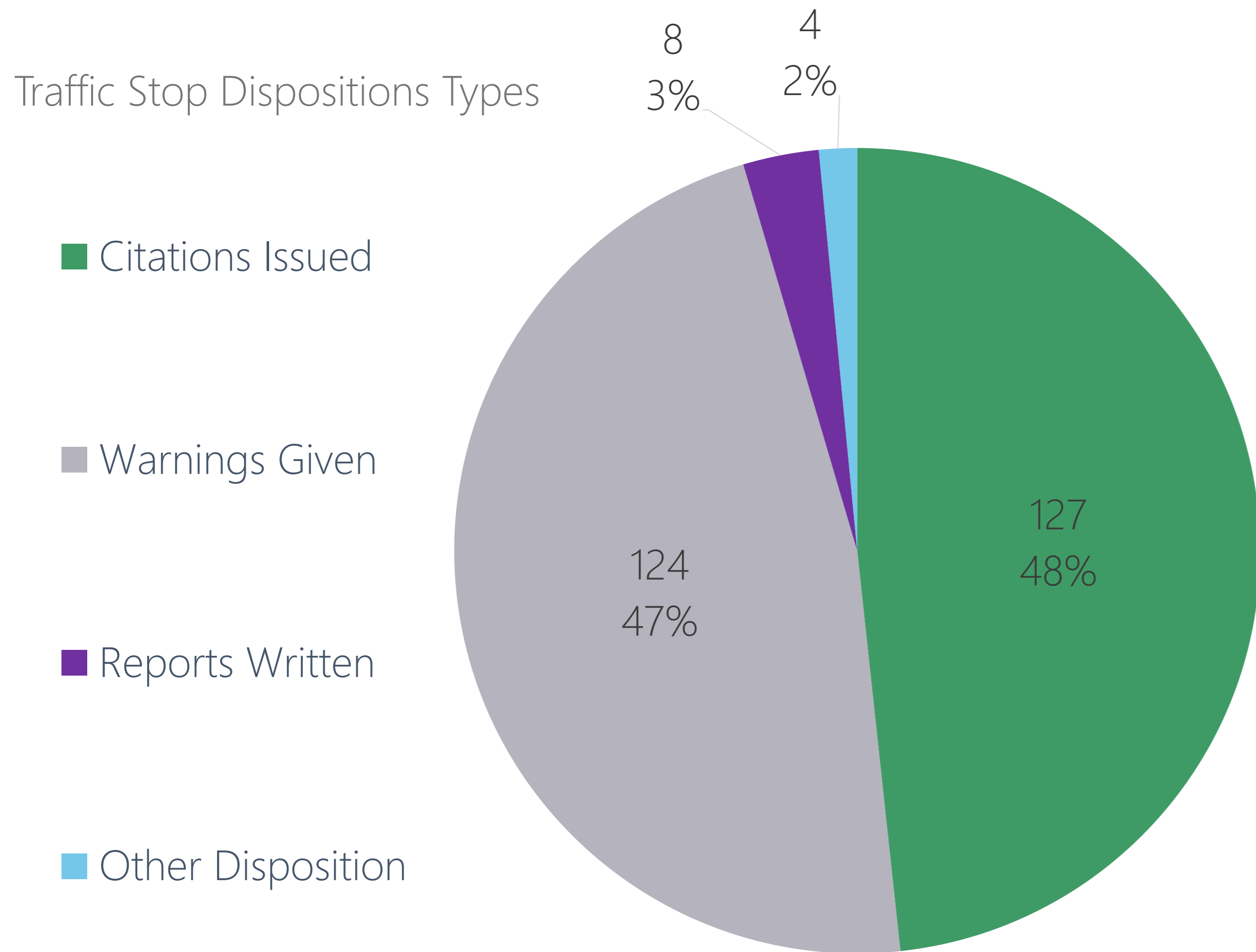
Decrease

NC = Not Calculable. A percentage difference is not calculable when the older value equals 0, as the newer value cannot divide into 0.



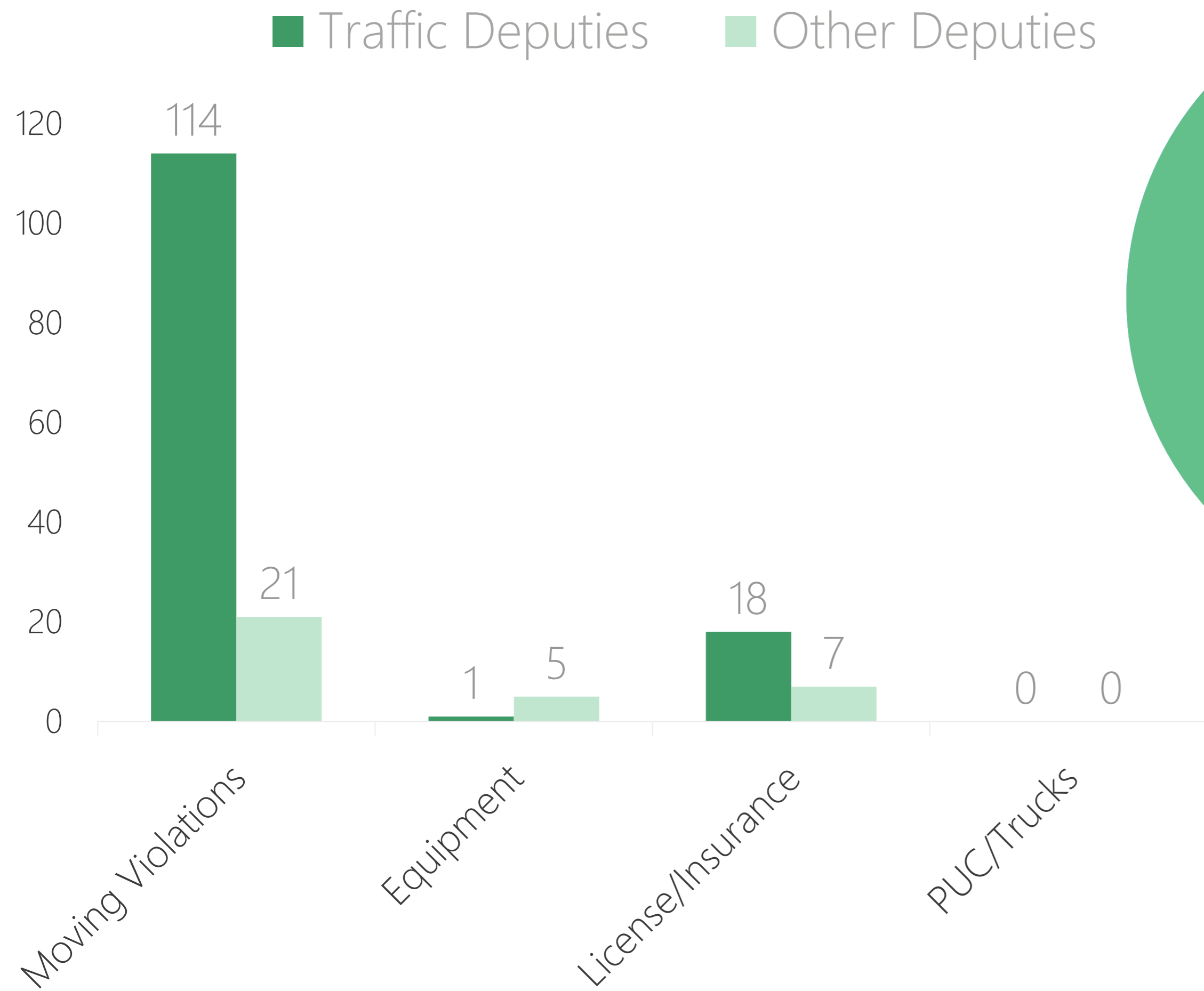
Traffic Stop Dispositions

In December 2020, **263** traffic stops were made within the city limits, resulting in **127** citations issued, **124** warnings given, and **8** offense/incident reports created. Of the **127** citations issued, **166** charges were included (see next slide).

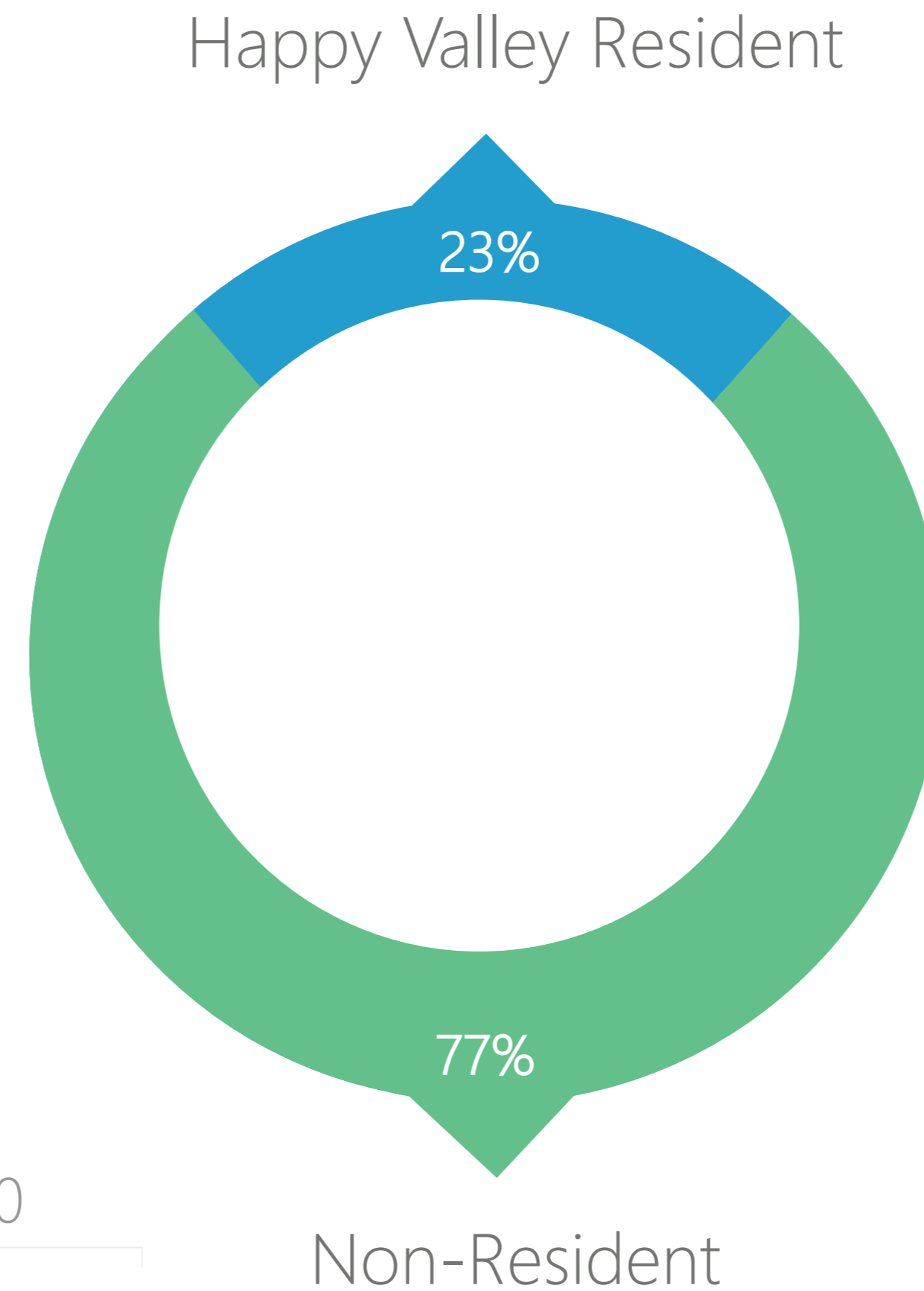


Citation Types Issued:

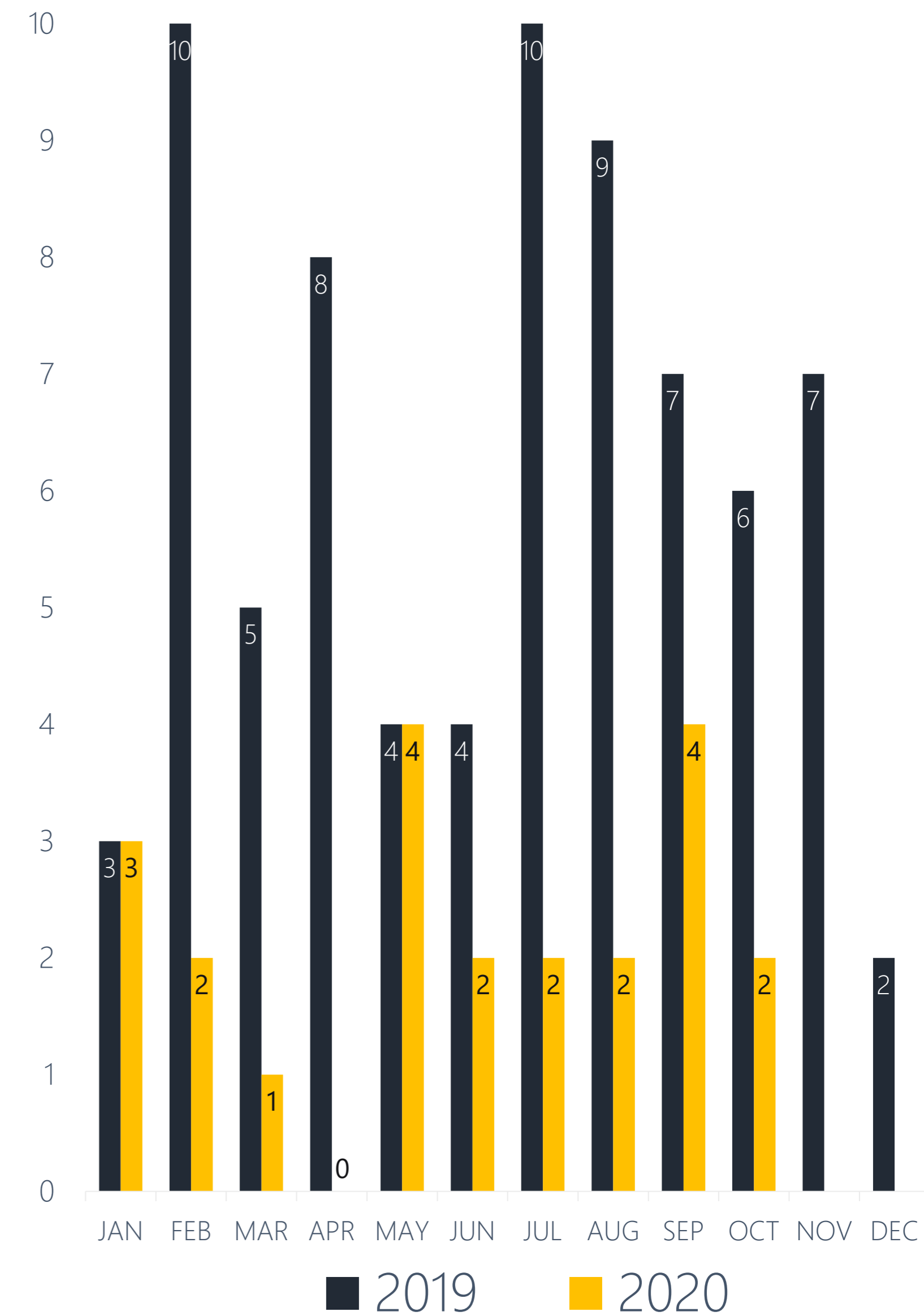
Of the **127** citations issued, **166** charges were included in the following types:



Driver's Residency (according to DL):



DUII Arrests:



Case #	Date	Address
20-025931	Dec 06	SE SUNNYSIDE RD & SE VALLEY VIEW TER
20-025944	Dec 06	SE SUNNYSIDE RD & SE 119TH DR
20-026390	Dec 12	SE 122ND AVE & SE ONE ROSA DR
20-026883	Dec 19	SE SUNNYSIDE RD & SE 157TH AVE
20-026910	Dec 19	SE 157TH AVE & SE MISTY DR
20-027168	Dec 23	SE BADGER CREEK RD & SE 152ND DR
20-027769	Dec 31	SE KING RD & SE 132ND AVE

