

HAPPY VALLEY

MONTHLY ACTIVITY REPORT

July 2020

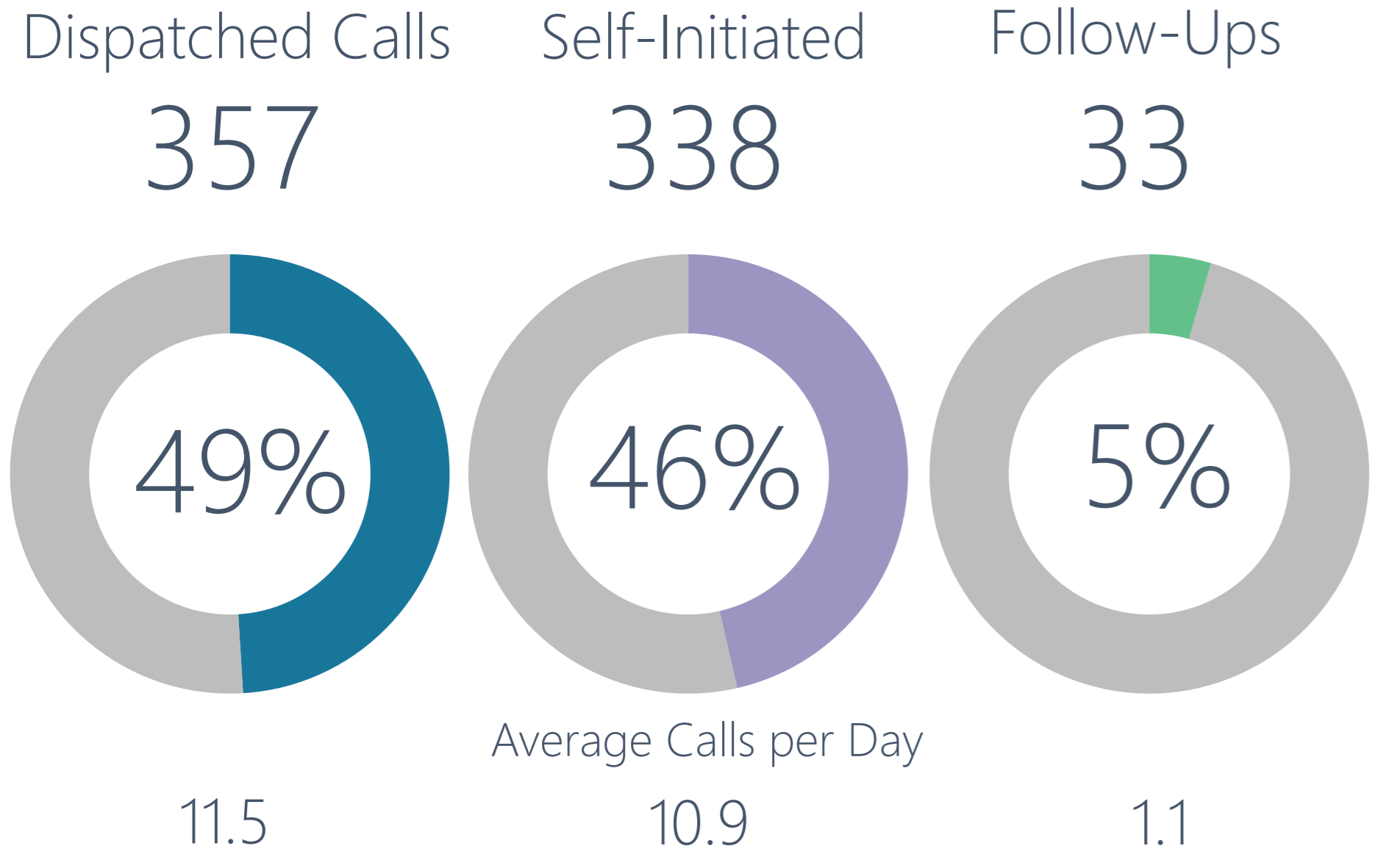


HAPPY VALLEY POLICE DEPARTMENT
12915 SE King Road
Happy Valley, OR 97086



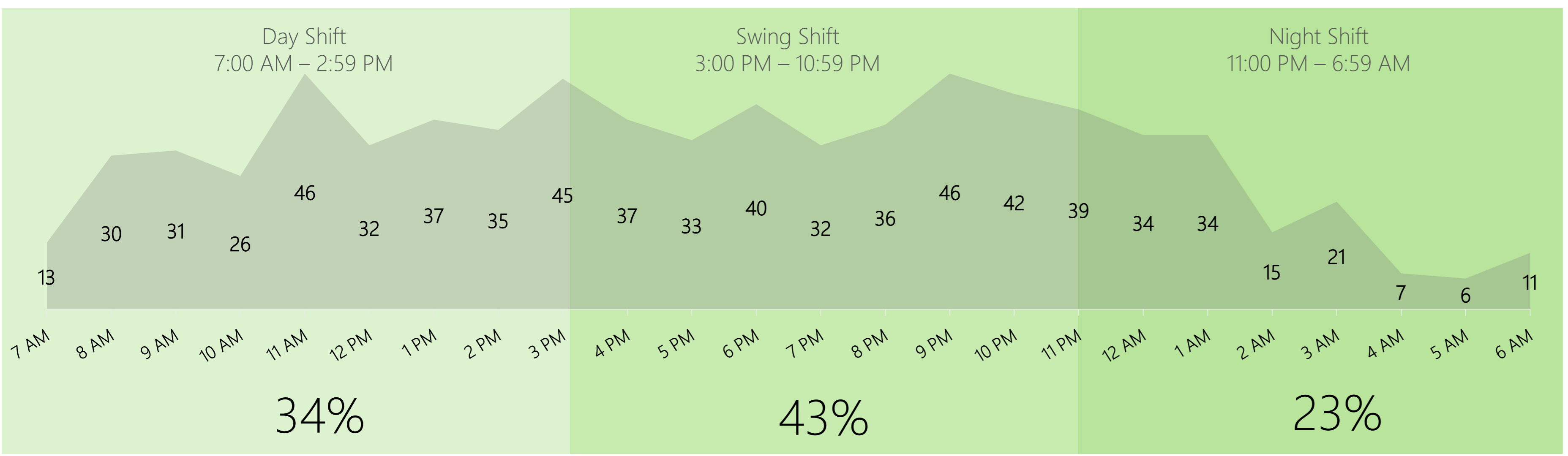
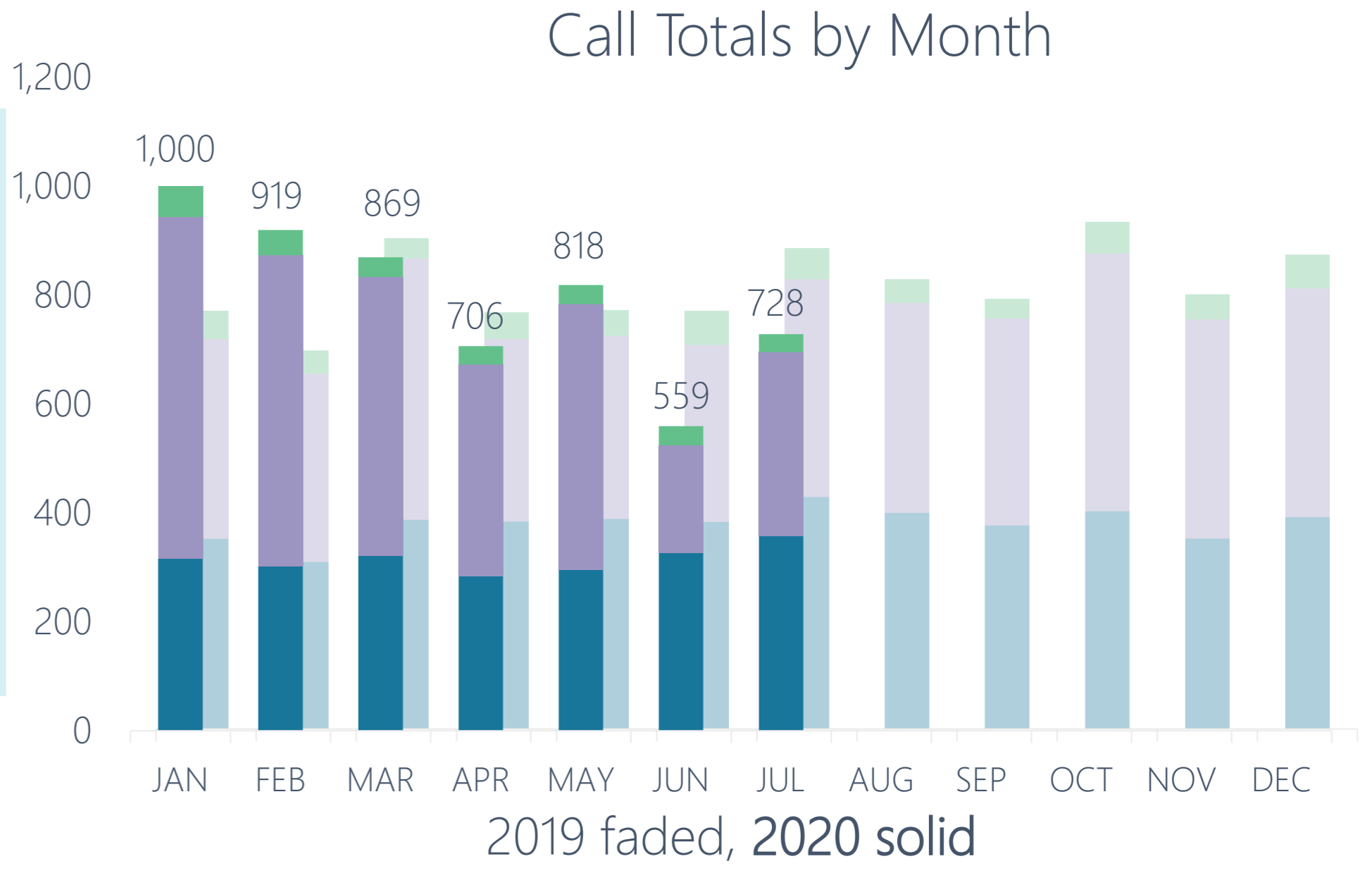
In Partnership with

**Clackamas County
Sheriff's Office**

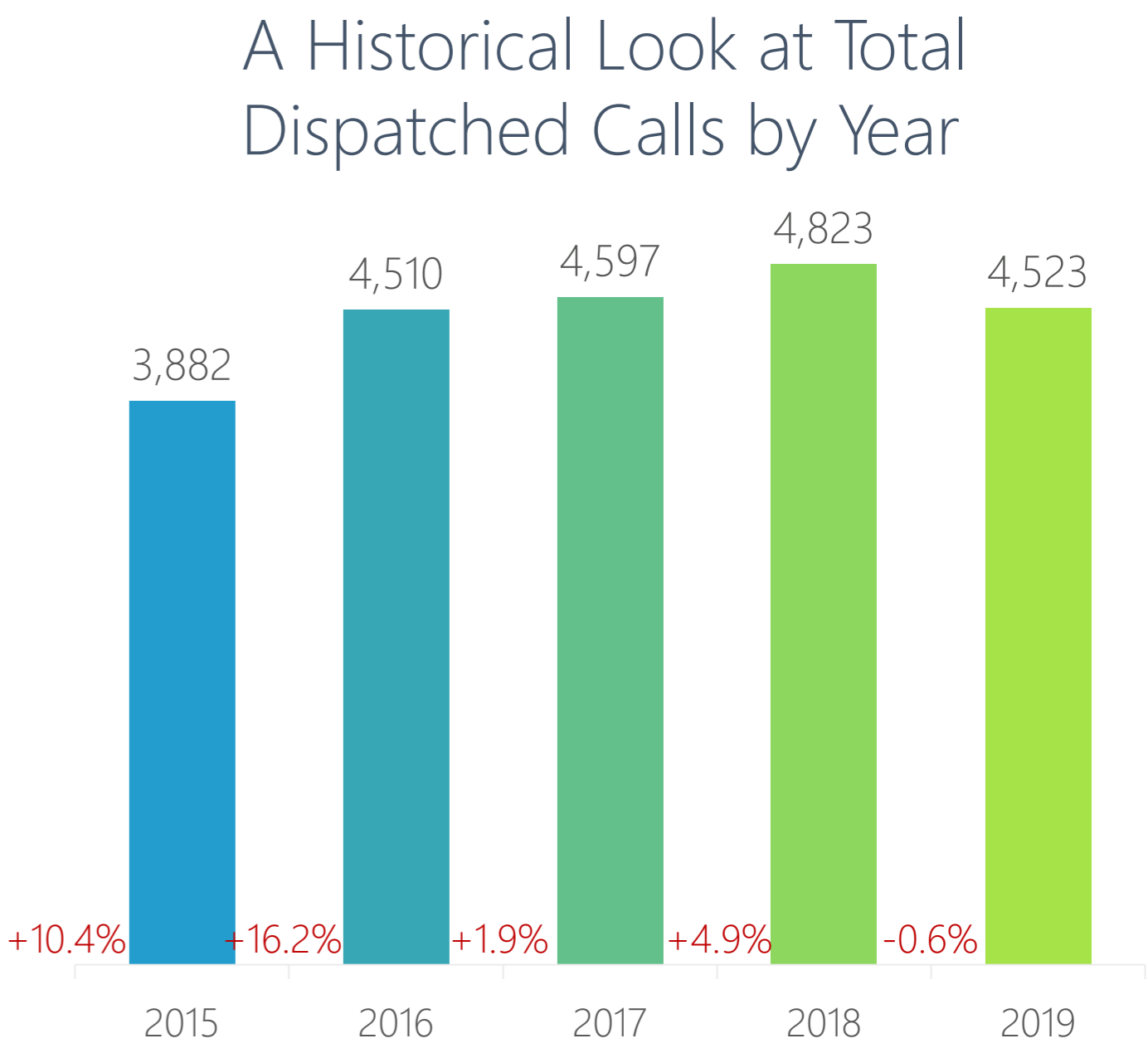


Median Hold/Response Times

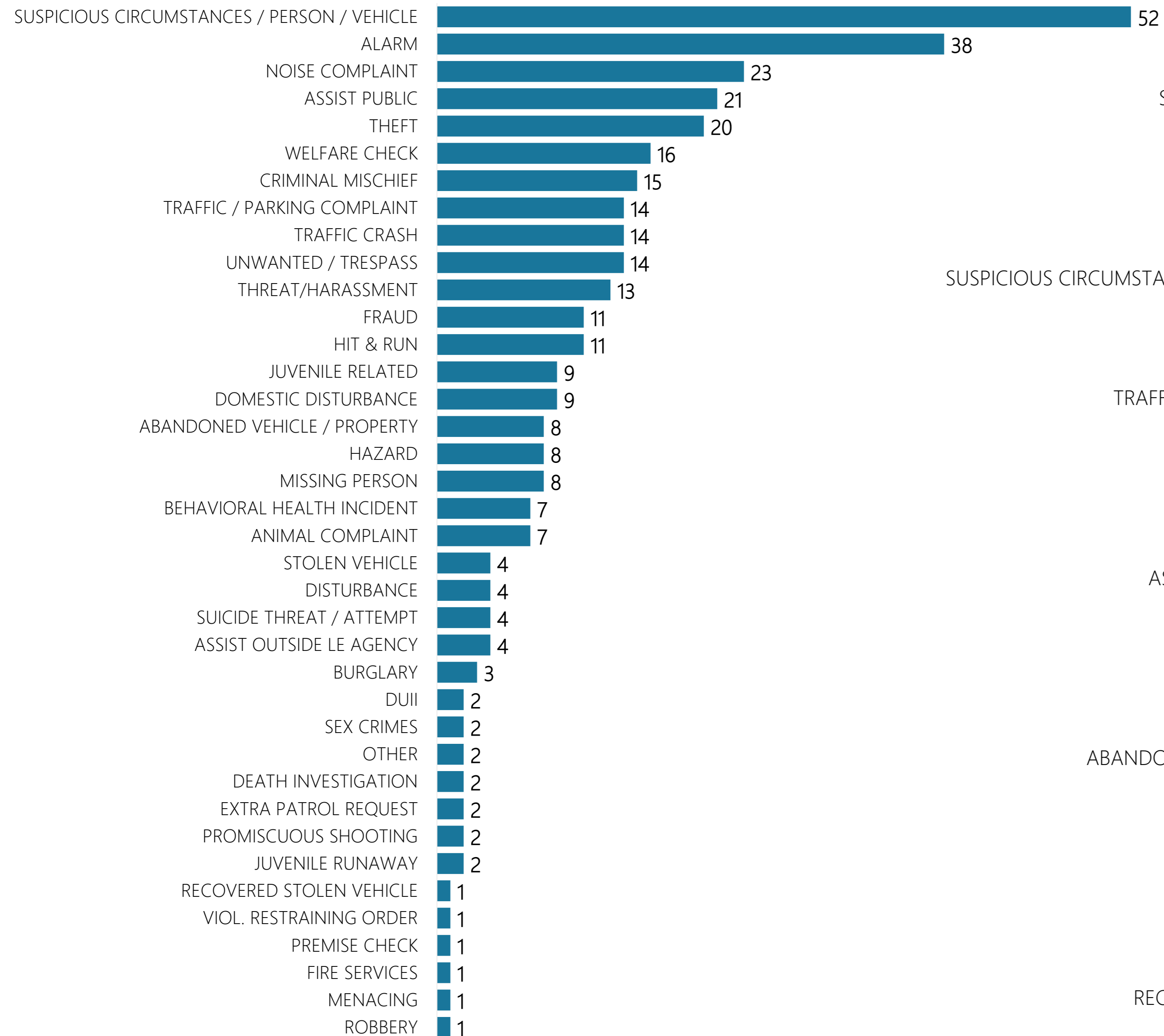
	All Calls	Priority 1 & 2 Calls
Input to Dispatch (Hold Duration)	1:35	:44
Dispatch to Arrival (Response Duration)	4:35	6:03



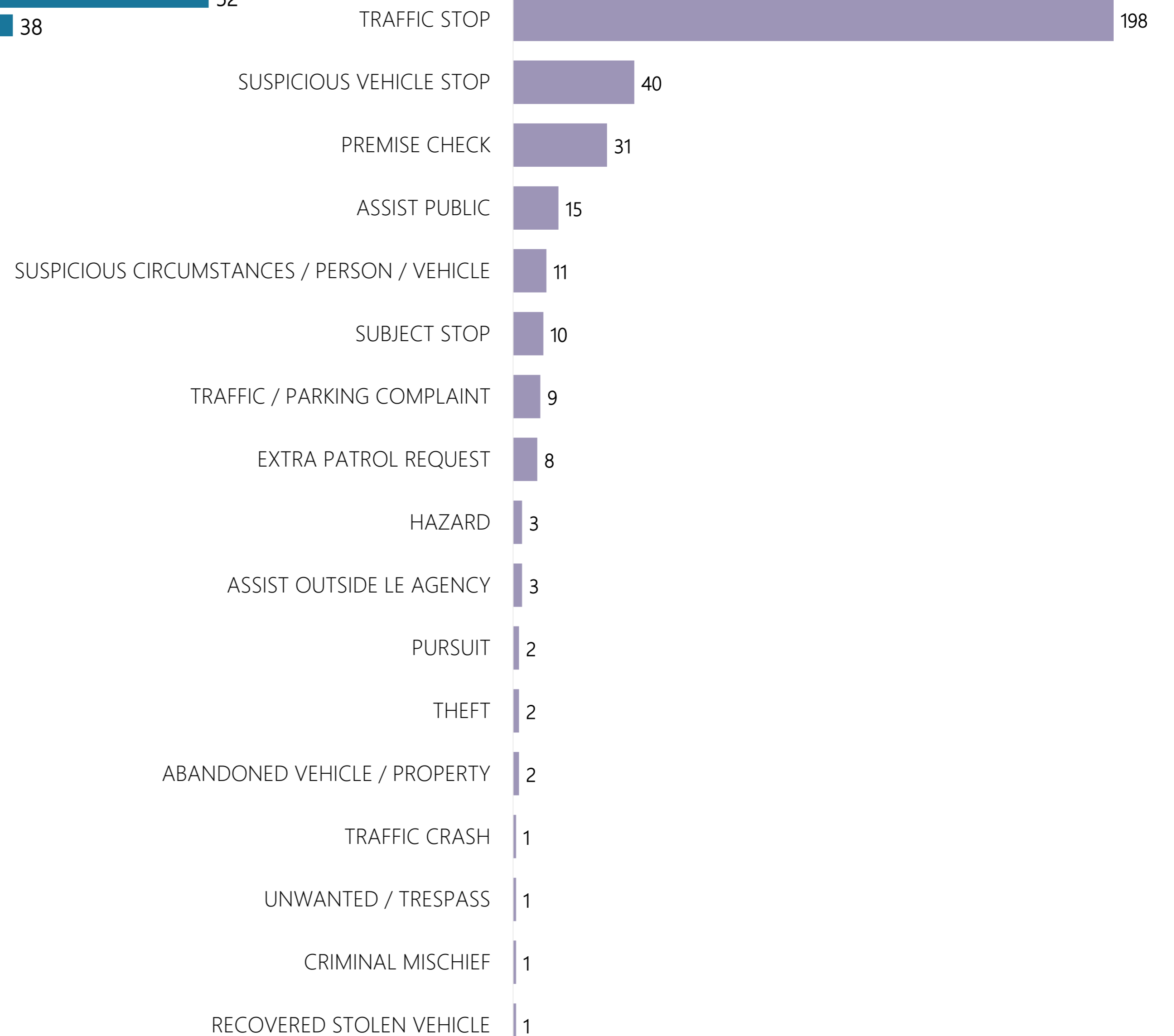
Dispatched Calls for Service Breakdown by Hour of Day & Shift Time Groupings
 (not actual breakdown of Happy Valley PD shift schedules)



Dispatched Call Types



Self-Initiated Call Types



DISPATCHED CALL TYPE	Jan	Feb	Mar	Apr	May	Jun	Jul	Aug	Sep	Oct	Nov	Dec	2020 Monthly Trend Line
ABANDONED VEHICLE / PROPERTY	3	1	1	5	6	4	8						
ALARM	48	52	36	35	0	29	38						
ANIMAL COMPLAINT	7	1	3	2	0	3	7						
ARSON	0	0	1	1	0	1	0						
ASSAULT	1	2	2	0	0	2	0						
ASSIST OUTSIDE LE AGENCY	3	4	0	1	0	2	4						
ASSIST PUBLIC	21	14	19	16	0	25	21						
BEHAVIORAL HEALTH INCIDENT	12	1	4	2	0	2	7						
BURGLARY	4	2	10	4	0	7	3						
COVER OFFICER	1	0	0	0	1	0	0						
CRIMINAL MISCHIEF	6	8	11	8	8	2	15						
DEATH INVESTIGATION	1	0	1	0	1	0	2						
DISTURBANCE	3	4	7	2	1	6	4						
DOMESTIC DISTURBANCE	11	16	11	7	16	14	9						
DUII	1	4	2	0	0	4	2						
EXTRA PATROL REQUEST	0	2	0	1	0	3	2						
FIRE SERVICES	5	3	2	2	0	3	1						
FRAUD	4	12	13	15	8	10	11						
HAZARD	7	9	9	12	11	5	8						
HIT & RUN	13	4	2	2	5	6	11						
JUVENILE RELATED	12	5	10	8	8	12	9						
JUVENILE RUNAWAY	0	0	1	4	1	0	2						
LITTERING	0	0	0	0	1	2	0						
MENACING	2	0	0	0	2	1	1						
MINOR IN POSSESSION	0	1	0	0	2	1	0						

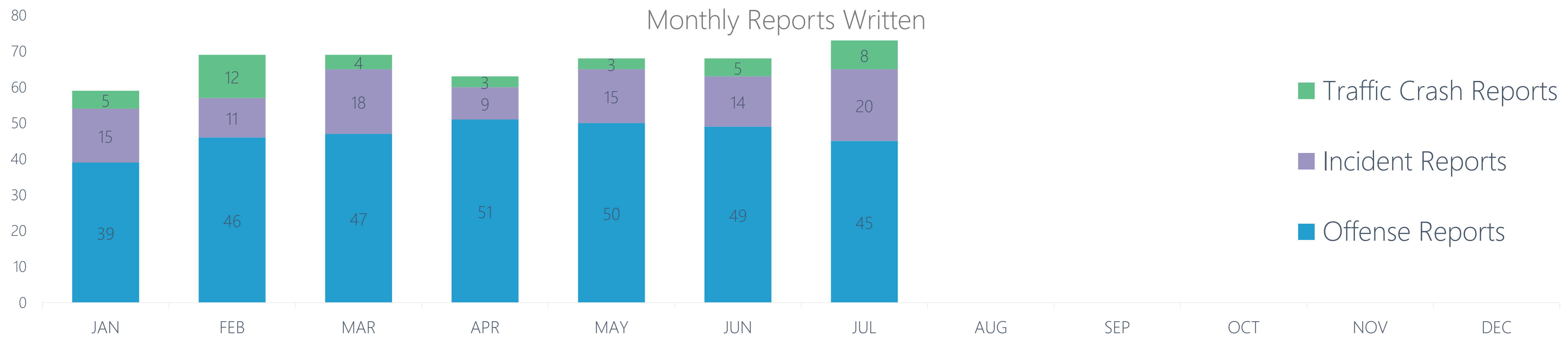
DISPATCHED CALL TYPE	Jan	Feb	Mar	Apr	May	Jun	Jul	Aug	Sep	Oct	Nov	Dec	2020 Monthly Trend Line
MISSING PERSON	1	2	1	2	1	0	8						
NOISE COMPLAINT	4	5	6	13	22	21	23						
OTHER	2	1	3	0	6	2	2						
PREMISE CHECK	1	0	1	1	1	0	1						
PROMISCUOUS SHOOTING	0	1	1	0	0	0	2						
PROWLER	0	1	0	1	1	0	0						
RECOVERED STOLEN VEHICLE	1	2	4	1	0	1	1						
ROBBERY	0	0	0	0	1	0	1						
SEX CRIMES	1	0	0	0	0	1	2						
SHOOTING	1	0	0	0	0	0	0						
STOLEN VEHICLE	0	3	4	5	2	4	4						
SUICIDE THREAT / ATTEMPT	8	13	4	2	4	7	4						
SUSPECT CONTACT	0	0	1	0	0	0	0						
SUSPICIOUS CIRCUMSTANCES / PERSON / VEHICLE	48	40	65	43	50	37	52						
SUSPICIOUS VEHICLE STOP	0	1	0	0	0	0	0						
THEFT	19	27	24	28	26	29	20						
THREAT/HARASSMENT	9	8	11	8	7	12	13						
TRAFFIC / PARKING COMPLAINT	12	11	16	16	10	22	14						
TRAFFIC CRASH	23	17	17	10	5	20	14						
UNWANTED / TRESPASS	3	10	6	14	7	4	14						
VICE COMPLAINT	0	1	0	1	2	1	0						
VIOL. RESTRAINING ORDER	0	0	4	0	1	4	1						
WARRANT SERVICE	4	0	0	0	0	0	0						
WELFARE CHECK	14	14	9	12	10	18	16						
Grand Total	316	302	322	284	227	327	357						

SELF-INITIATED CALL TYPE	Jan	Feb	Mar	Apr	May	Jun	Jul	Aug	Sep	Oct	Nov	Dec	2020 Monthly Trend Line
ABANDONED VEHICLE / PROPERTY	5	3	3	1	0	1	2						
ANIMAL COMPLAINT	0	0	0	1	0	1	0						
ASSAULT	1	0	0	0	0	0	0						
ASSIST OUTSIDE LE AGENCY	2	0	0	1	0	4	3						
ASSIST PUBLIC	24	10	11	13	6	10	15						
BEHAVIORAL HEALTH INCIDENT	0	0	0	1	0	0	0						
BURGLARY	1	0	0	0	0	0	0						
CRIMINAL MISCHIEF	0	1	3	0	0	0	1						
DISTURBANCE	0	1	1	0	0	0	0						
DOMESTIC DISTURBANCE	0	0	1	0	0	0	0						
DUII	0	0	0	1	0	0	0						
EXTRA PATROL REQUEST	10	6	16	43	14	5	8						
FIRE SERVICES	0	1	0	1	0	1	0						
FRAUD	2	2	0	0	0	0	0						
HAZARD	1	3	2	3	4	3	3						
HIT & RUN	0	0	1	0	0	0	0						
JUVENILE RELATED	2	4	1	0	0	0	0						
LITTERING	0	0	0	0	0	1	0						
OTHER	0	0	0	0	0	1	0						
PREMISE CHECK	192	128	162	73	59	11	31						

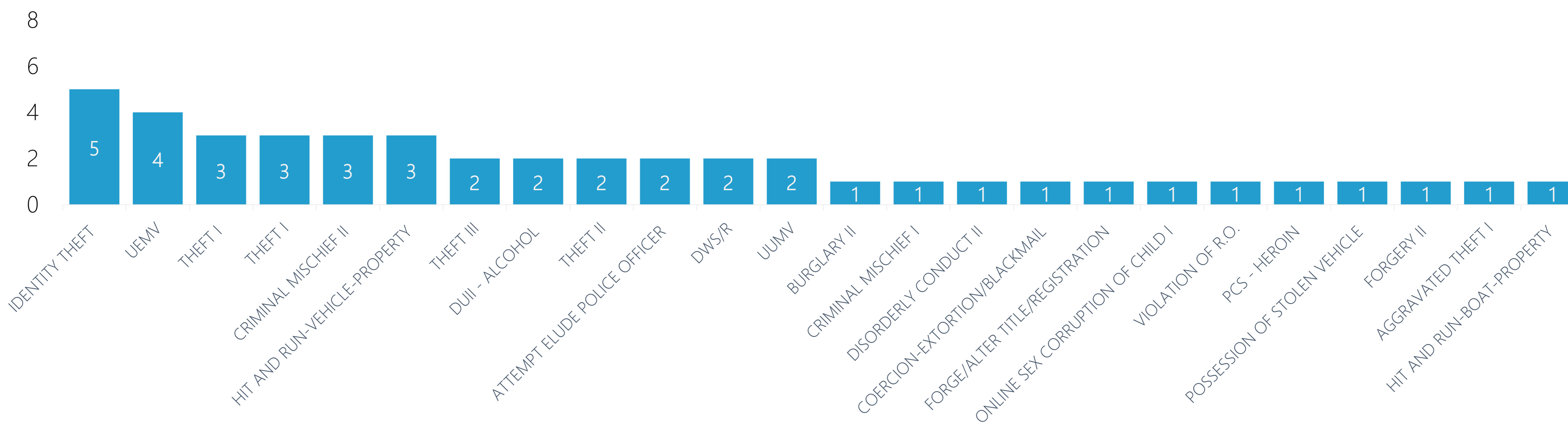
(List part 1 of 2)

SELF-INITIATED CALL TYPE	Jan	Feb	Mar	Apr	May	Jun	Jul	Aug	Sep	Oct	Nov	Dec	2020 Monthly Trend Line
PROMISCUOUS SHOOTING	0	0	0	1	0	0	0						
PROWLER	0	0	0	0	0	1	0						
PURSUIT	1	0	0	0	0	0	2						
RECOVERED STOLEN VEHICLE	1	0	1	1	3	0	1						
SUBJECT STOP	10	6	6	8	12	2	10						
SUSPECT CONTACT	3	0	0	1	0	1	0						
SUSPICIOUS CIRCUMSTANCES / PERSON / VEHICLE	5	4	8	8	8	5	11						
SUSPICIOUS VEHICLE STOP	43	33	34	35	31	27	40						
THEFT	5	3	5	1	1	2	2						
THREAT/HARASSMENT	1	0	0	0	0	0	0						
TRAFFIC / PARKING COMPLAINT	8	18	20	28	19	1	9						
TRAFFIC CRASH	3	4	0	1	4	3	1						
TRAFFIC STOP	302	338	233	165	324	117	198						
UNWANTED / TRESPASS	0	0	0	0	0	0	1						
VICE COMPLAINT	1	1	0	0	0	0	0						
WARRANT SERVICE	3	5	2	0	0	0	0						
WELFARE CHECK	0	0	1	1	1	0	0						
Grand Total	626	571	511	388	486	197	338						

(List part 2 of 2)

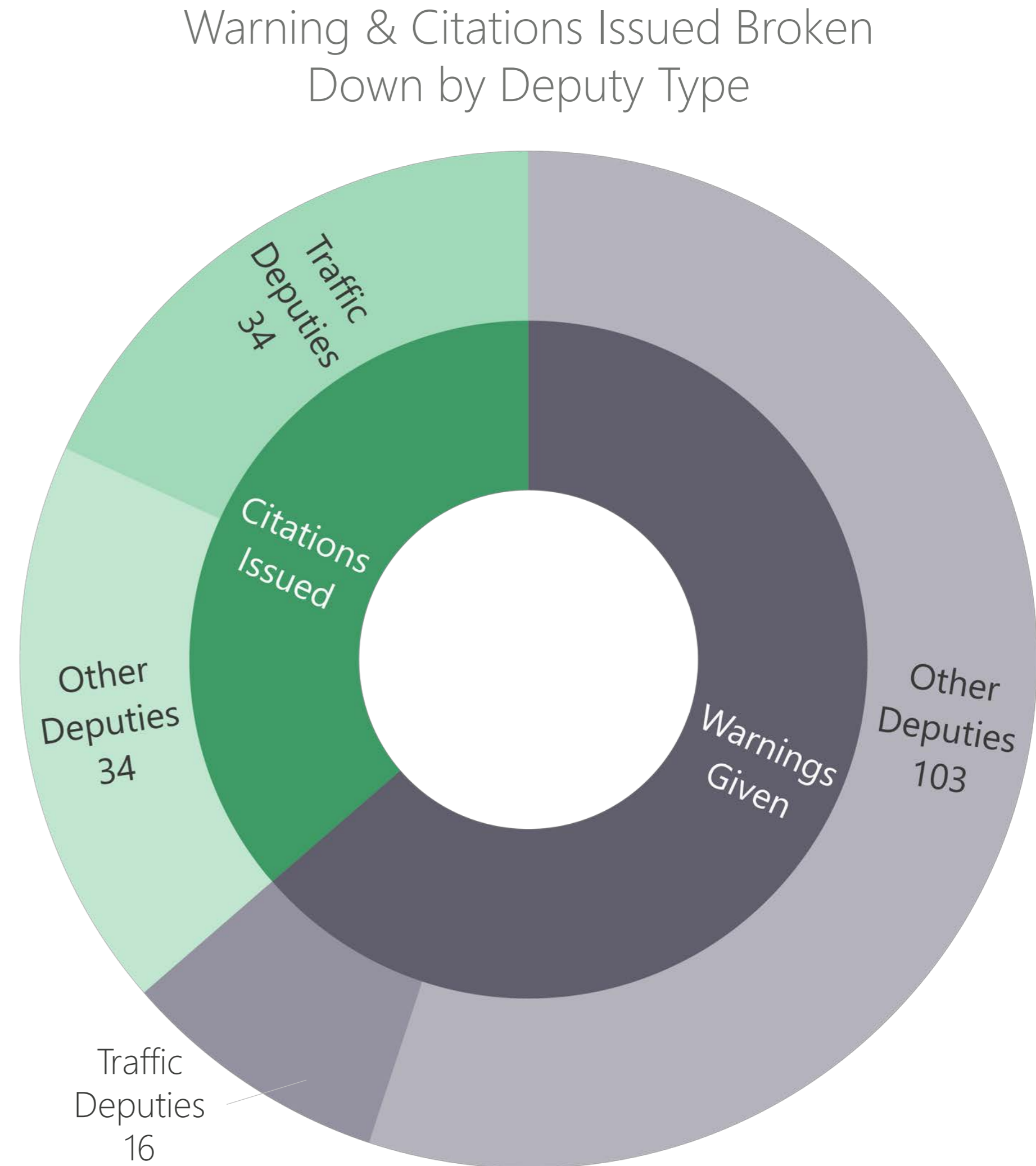
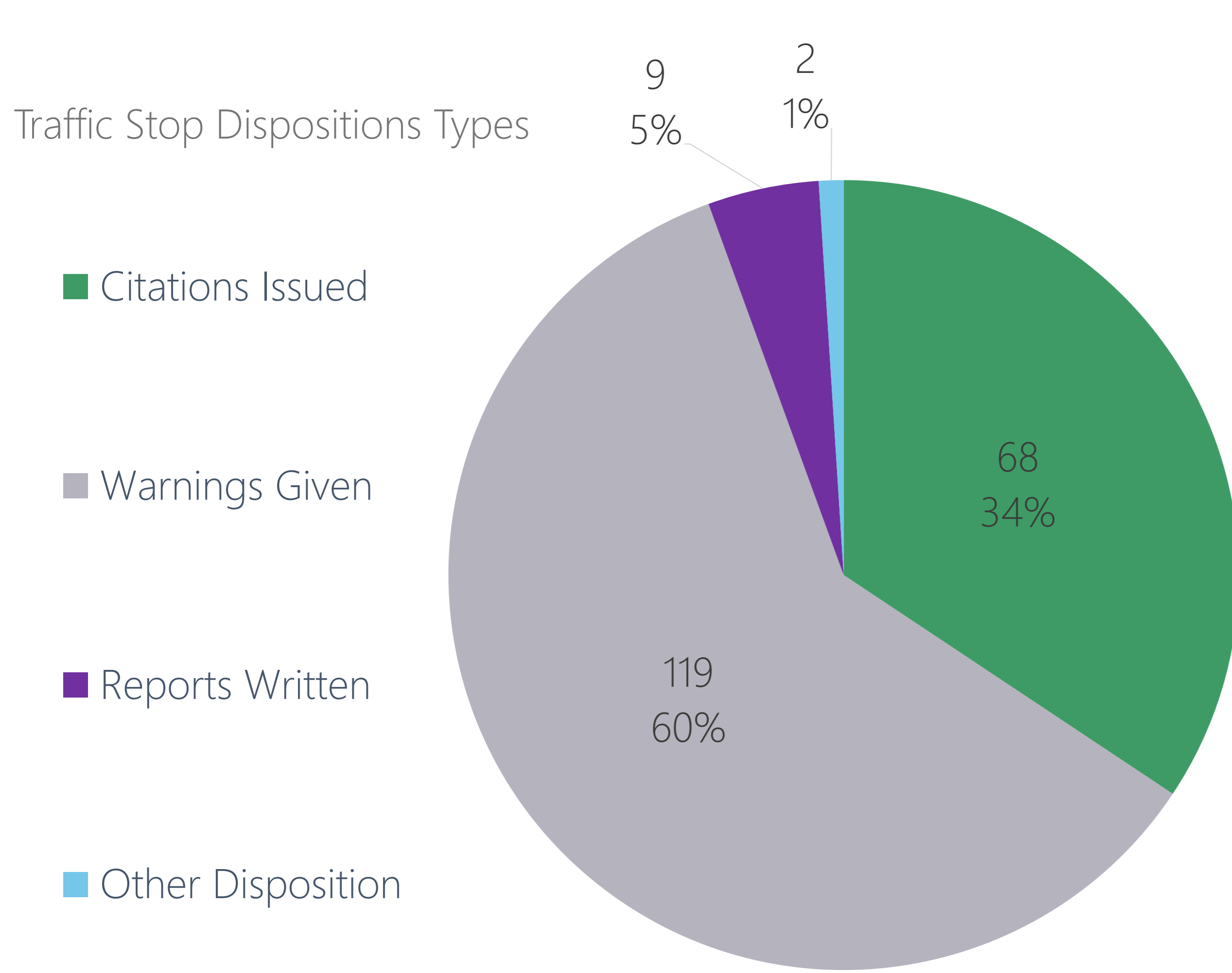


Breakdown of July Offense Reports Written by Top Charge



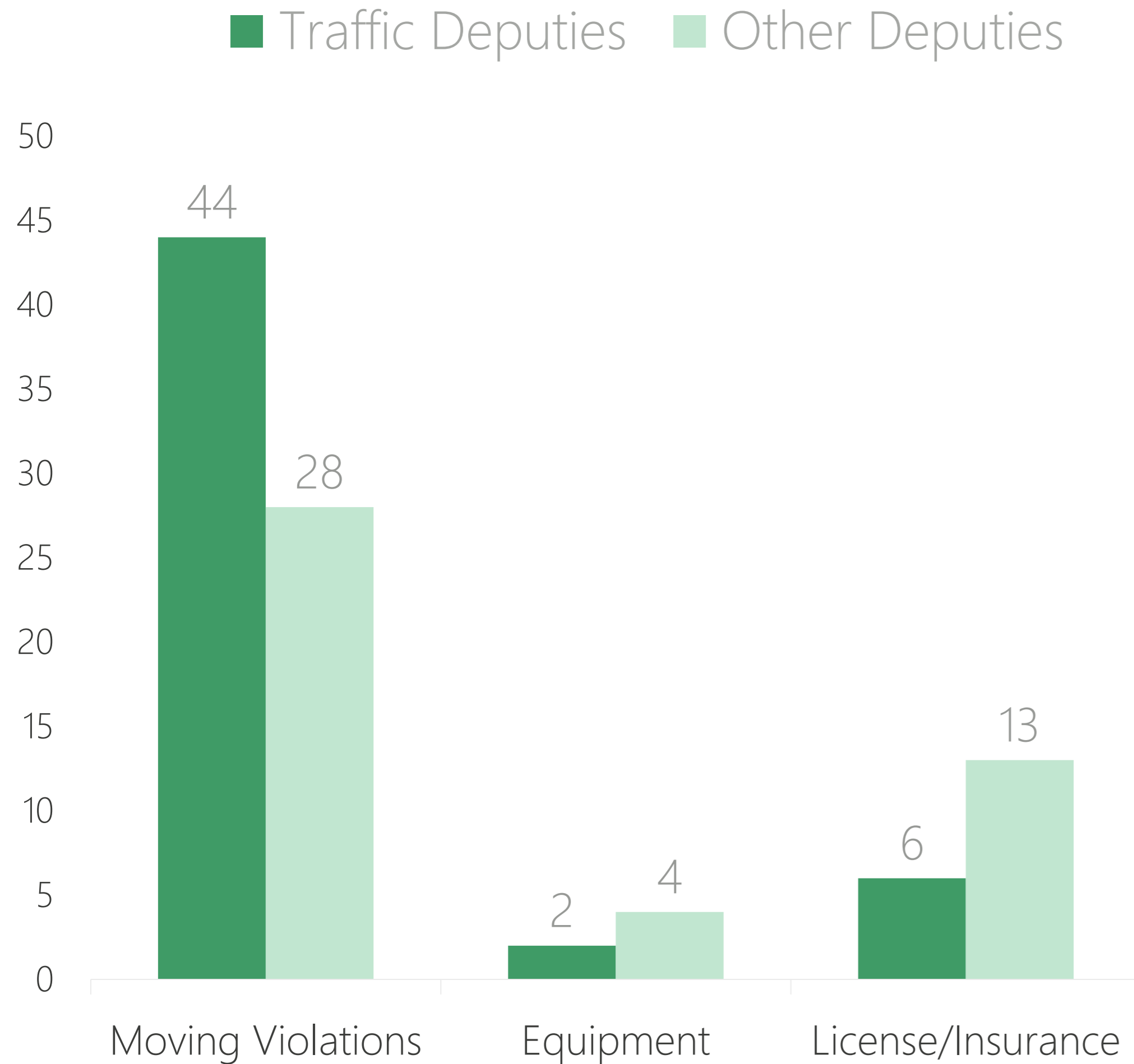
Traffic Stop Dispositions

In July 2020, **198** traffic stops were made within the city limits, resulting in **68** citations issued, **119** warnings given, and **9** offense/incident reports created. Of the **68** citations issued, **97** charges were included (see next slide).

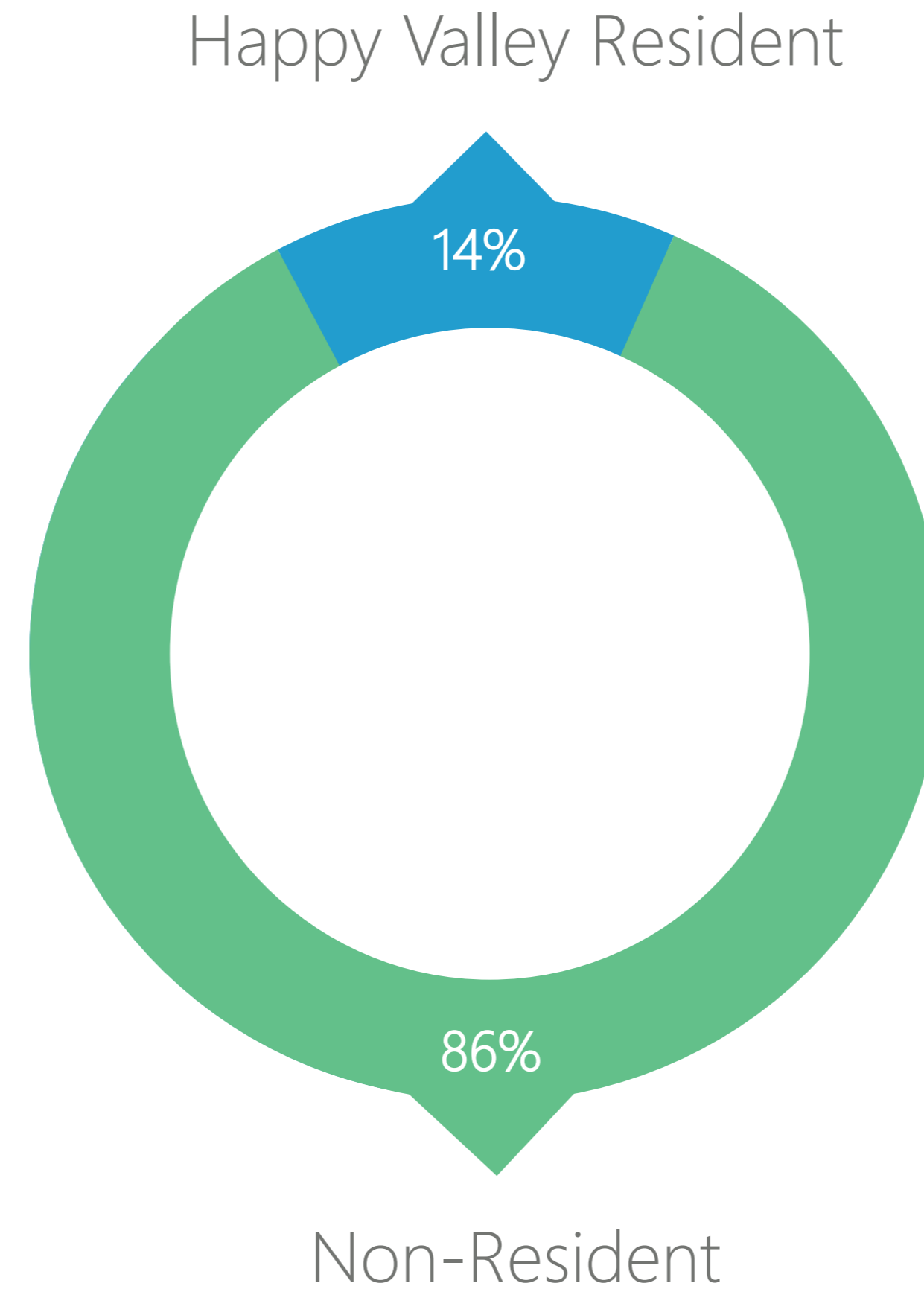


Citation Types Issued:

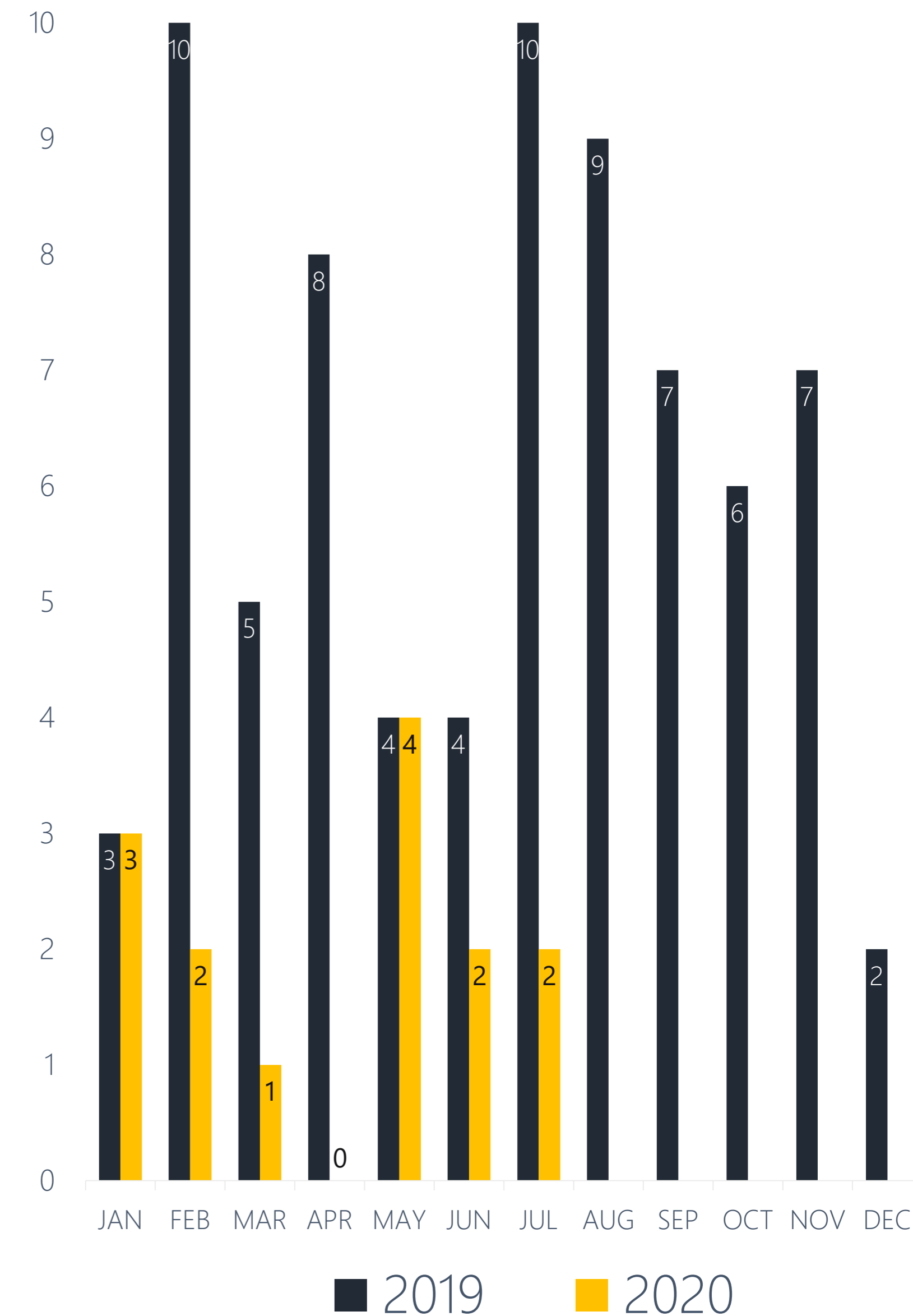
Of the **68** citations issued, **97** charges were included in the following types:

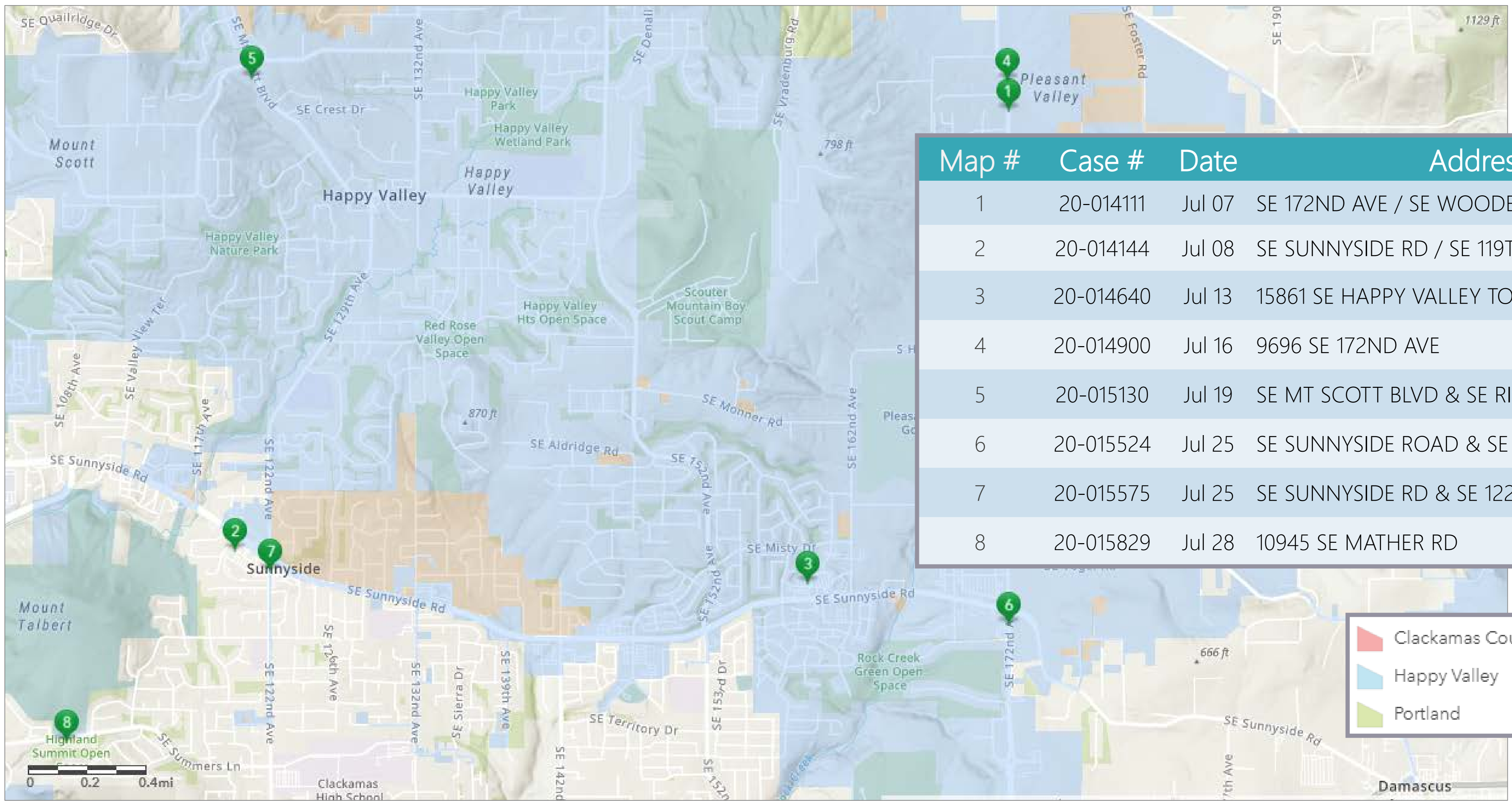


Driver's Residency (according to DL):



DUII Arrests:





Map #	Case #	Date	Address
1	20-014111	Jul 07	SE 172ND AVE / SE WOODED HEIGHTS DR
2	20-014144	Jul 08	SE SUNNYSIDE RD / SE 119TH AVE
3	20-014640	Jul 13	15861 SE HAPPY VALLEY TOWN CENTER DR
4	20-014900	Jul 16	9696 SE 172ND AVE
5	20-015130	Jul 19	SE MT SCOTT BLVD & SE RIDGECREST RD
6	20-015524	Jul 25	SE SUNNYSIDE ROAD & SE 172ND AVENUE
7	20-015575	Jul 25	SE SUNNYSIDE RD & SE 122ND AVE
8	20-015829	Jul 28	10945 SE MATHER RD