

# HAPPY VALLEY

## MONTHLY ACTIVITY REPORT

June 2020

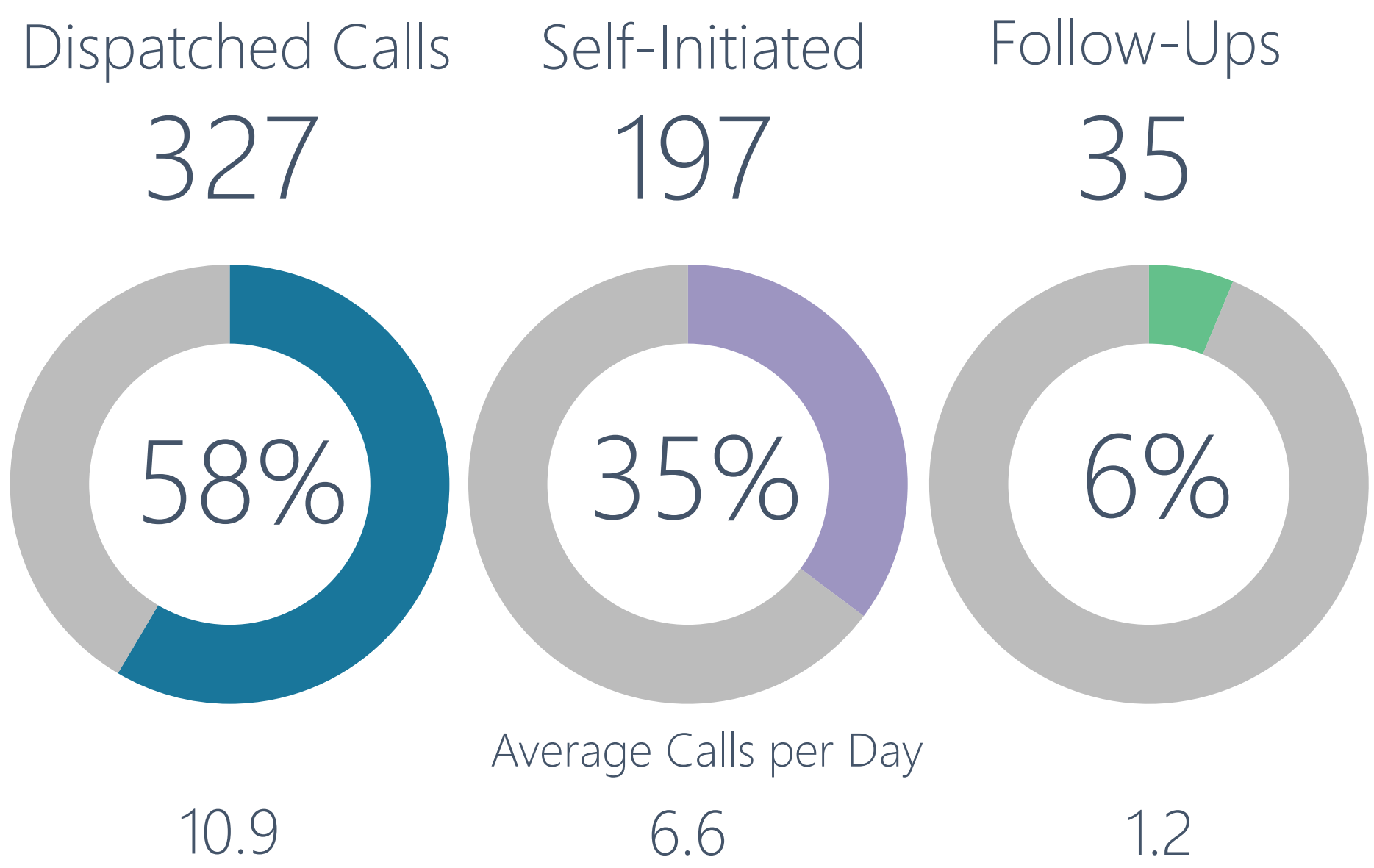


HAPPY VALLEY POLICE DEPARTMENT  
12915 SE King Road  
Happy Valley, OR 97086

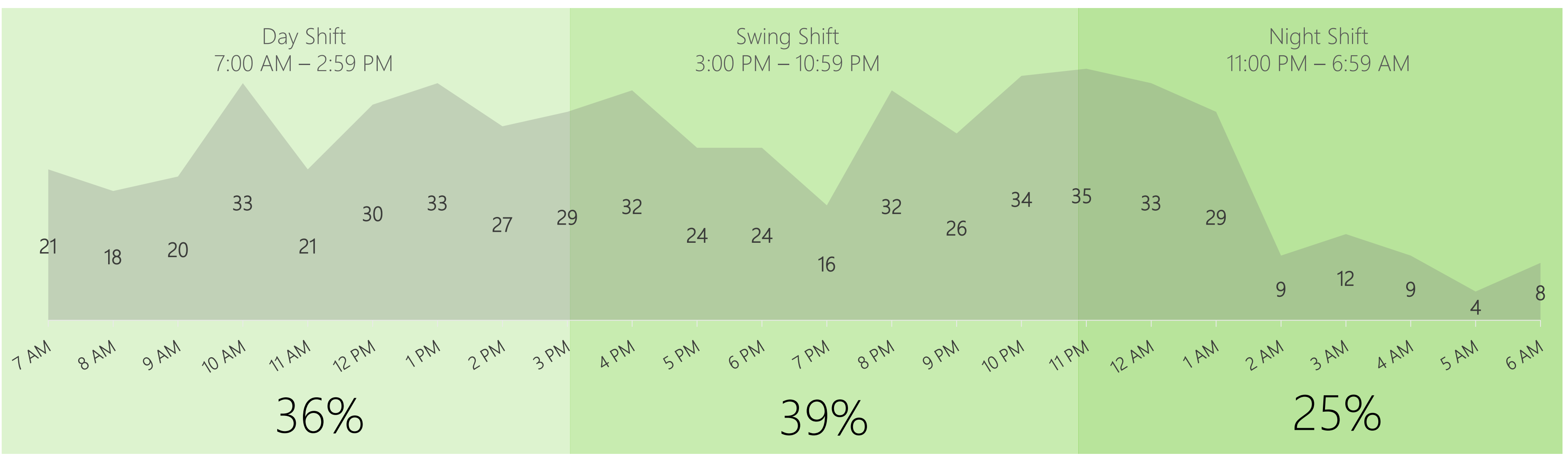
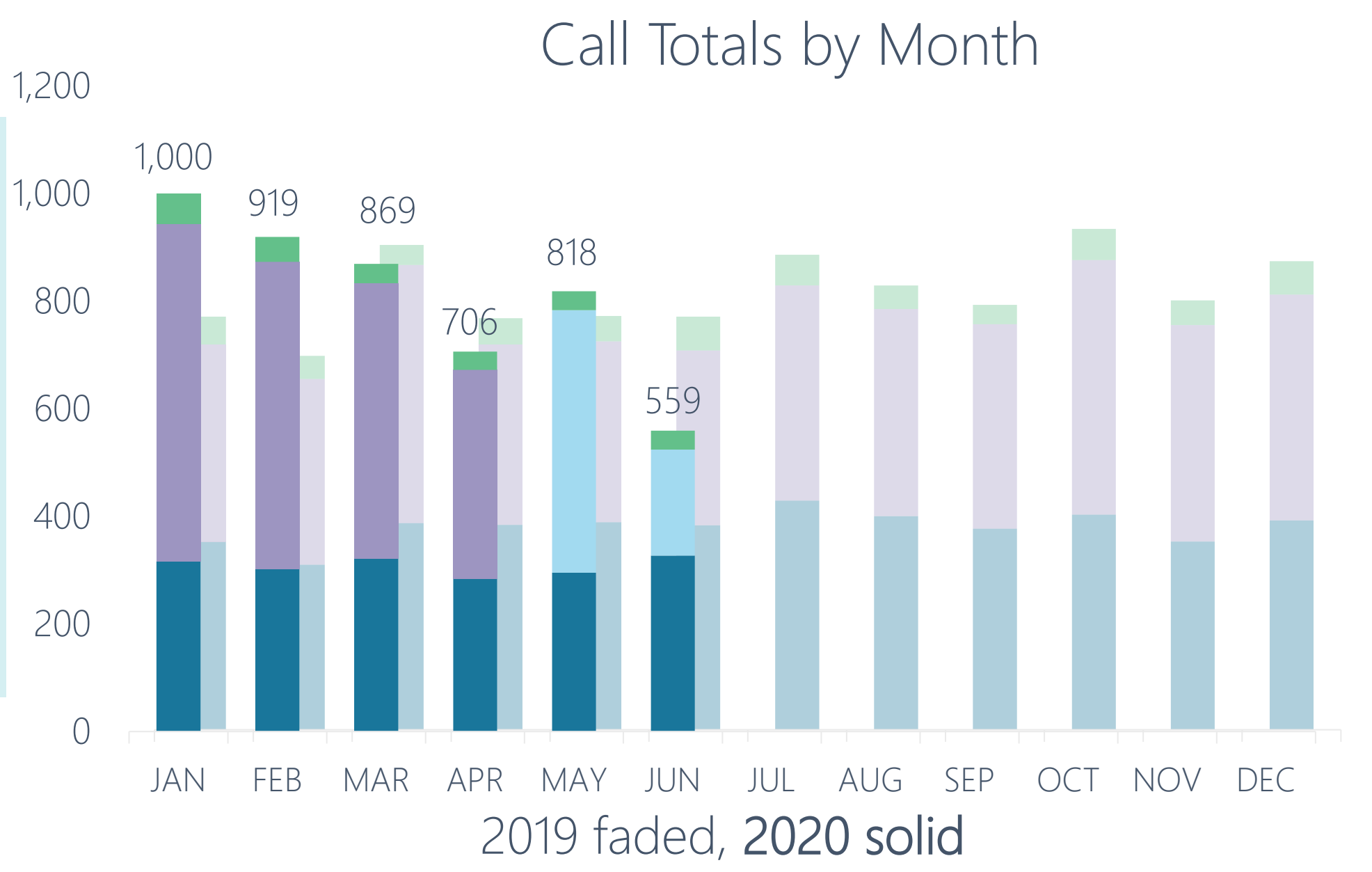


In Partnership with

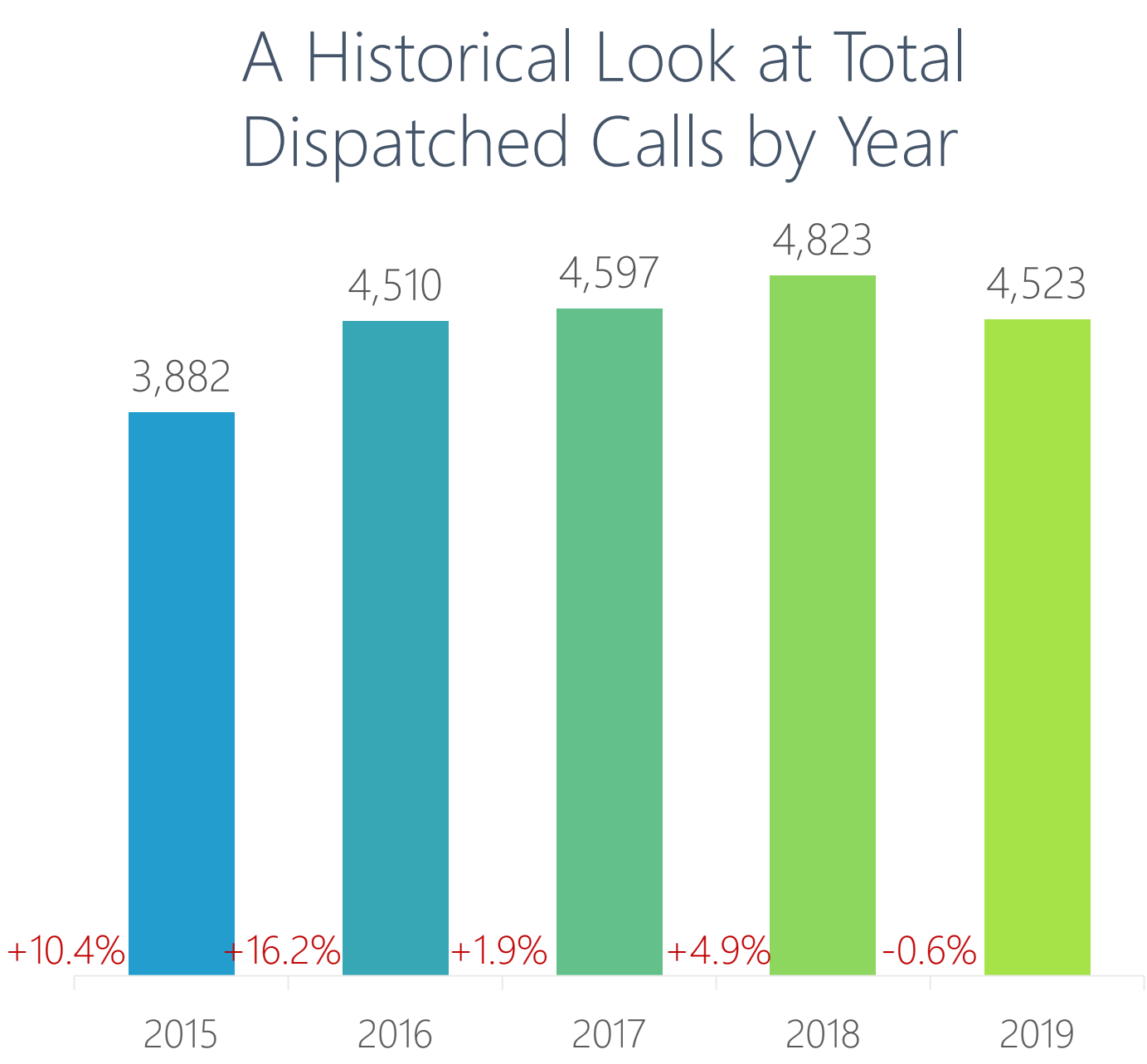
**Clackamas County  
Sheriff's Office**

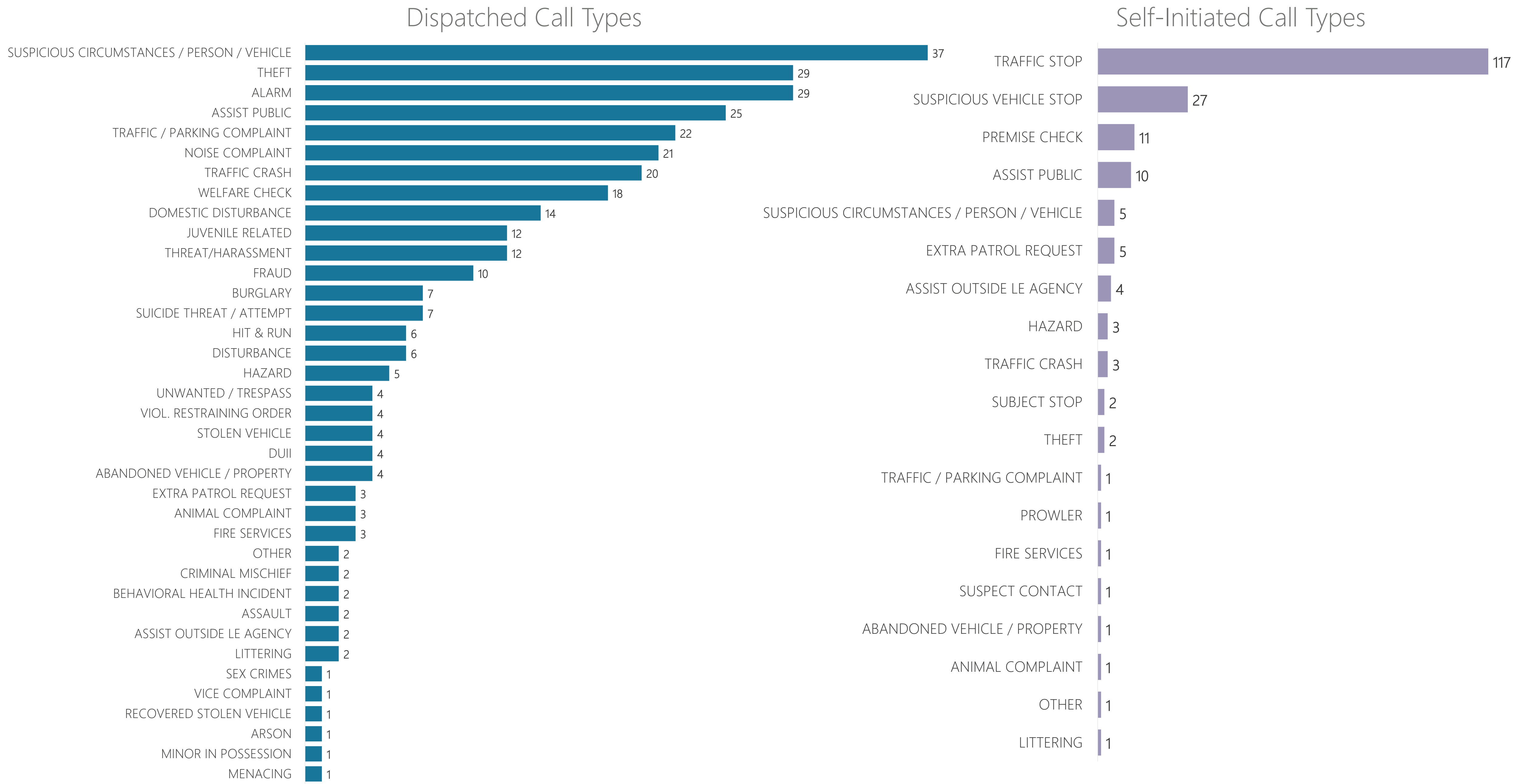

























Median Hold/Response Times		
	All Calls	Priority 1 & 2 Calls
Input to Dispatch (Hold Duration)	1:04	:49
Dispatch to Arrival (Response Duration)	4:22	6:14



Dispatched Calls for Service Breakdown by Hour of Day & Shift Time Groupings  
(not actual breakdown of Happy Valley PD shift schedules)





DISPATCHED CALL TYPE	Jan	Feb	Mar	Apr	May	Jun	Jul	Aug	Sep	Oct	Nov	Dec	2020 Monthly Trend Line
ABANDONED VEHICLE / PROPERTY	3	1	1	5	6	4							
ALARM	48	52	36	35	29	29							
ANIMAL COMPLAINT	7	1	3	2	2	3							
ARSON	0	0	1	1	0	1							
ASSAULT	1	2	2	0	3	2							
ASSIST OUTSIDE LE AGENCY	3	4	0	1	3	2							
ASSIST PUBLIC	21	14	19	16	17	25							
BEHAVIORAL HEALTH INCIDENT	12	1	4	2	10	2							
BURGLARY	4	2	10	4	2	7							
COVER OFFICER	1	0	0	0	1	0							
CRIMINAL MISCHIEF	6	8	11	8	8	2							
DEATH INVESTIGATION	1	0	1	0	1	0							
DISTURBANCE	3	4	7	2	1	6							
DOMESTIC DISTURBANCE	11	16	11	7	16	14							
DUII	1	4	2	0	0	4							
EXTRA PATROL REQUEST	0	2	0	1	0	3							
FIRE SERVICES	5	3	2	2	0	3							
FRAUD	4	12	13	15	8	10							
HAZARD	7	9	9	12	10	5							
HIT & RUN	13	4	2	2	5	6							
JUVENILE RELATED	12	5	10	8	11	12							
JUVENILE RUNAWAY	0	0	1	4	1	0							
LITTERING	0	0	0	0	1	2							
MENACING	2	0	0	0	2	1							
MINOR IN POSSESSION	0	1	0	0	2	1							

DISPATCHED CALL TYPE	Jan	Feb	Mar	Apr	May	Jun	Jul	Aug	Sep	Oct	Nov	Dec	2020 Monthly Trend Line
MISSING PERSON	1	2	1	2	1	0							
NOISE COMPLAINT	4	5	6	13	22	21							
OTHER	2	1	3	0	6	2							
PREMISE CHECK	1	0	1	1	1	0							
PROMISCUOUS SHOOTING	0	1	1	0	0	0							
PROWLER	0	1	0	1	1	0							
RECOVERED STOLEN VEHICLE	1	2	4	1	0	1							
ROBBERY	0	0	0	0	1	0							
SEX CRIMES	2	0	0	0	0	1							
STOLEN VEHICLE	0	3	4	5	2	4							
SUICIDE THREAT / ATTEMPT	8	13	4	2	4	7							
SUSPECT CONTACT	0	0	1	0	0	0							
SUSPICIOUS CIRCUMSTANCES / PERSON / VEHICLE	48	40	65	43	50	37							
SUSPICIOUS VEHICLE STOP	0	1	0	0	0	0							
THEFT	19	27	24	28	26	29							
THREAT/HARASSMENT	9	8	11	8	7	12							
TRAFFIC / PARKING COMPLAINT	12	11	16	16	10	22							
TRAFFIC CRASH	23	17	17	10	5	20							
UNWANTED / TRESPASS	3	10	6	14	7	4							
VICE COMPLAINT	0	1	0	1	2	1							
VIOL. RESTRAINING ORDER	0	0	4	0	1	4							
WARRANT SERVICE	4	0	0	0	0	0							
WELFARE CHECK	14	14	9	12	10	18							
<b>Grand Total</b>	<b>316</b>	<b>302</b>	<b>322</b>	<b>284</b>	<b>295</b>	<b>327</b>							

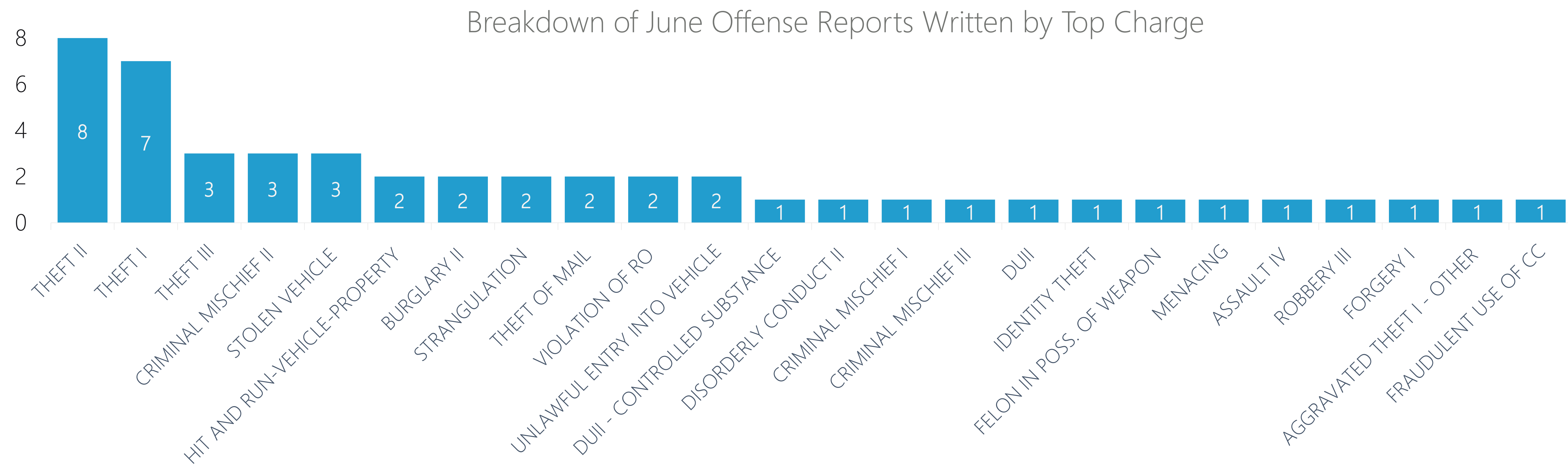
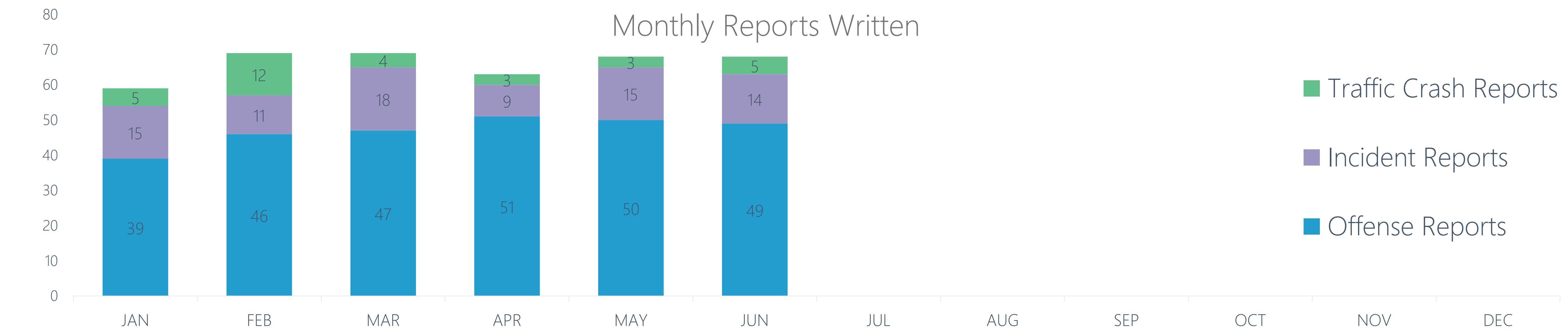
(List part 2 of 2)

SELF-INITIATED CALL TYPE	Jan	Feb	Mar	Apr	May	Jun	Jul	Aug	Sep	Oct	Nov	Dec	2020 Monthly Trend Line
ABANDONED VEHICLE / PROPERTY	5	3	3	1	0	1							
ANIMAL COMPLAINT	0	0	0	1	0	1							
ASSAULT	1	0	0	0	0	0							
ASSIST OUTSIDE LE AGENCY	2	0	0	1	3	4							
ASSIST PUBLIC	24	10	11	13	6	10							
BEHAVIORAL HEALTH INCIDENT	0	0	0	1	0	0							
BURGLARY	1	0	0	0	0	0							
CRIMINAL MISCHIEF	0	1	3	0	0	0							
DISTURBANCE	0	1	1	0	0	0							
DOMESTIC DISTURBANCE	0	0	1	0	0	0							
DUII	0	0	0	1	0	0							
EXTRA PATROL REQUEST	10	6	16	43	14	5							
FIRE SERVICES	0	1	0	1	0	1							
FRAUD	2	2	0	0	0	0							
HAZARD	1	3	2	3	4	3							
HIT & RUN	0	0	1	0	0	0							
JUVENILE RELATED	2	4	1	0	0	0							
LITTERING	0	0	0	0	0	1							
OTHER	0	0	0	0	0	1							

(List part 1 of 2)

SELF-INITIATED CALL TYPE	Jan	Feb	Mar	Apr	May	Jun	Jul	Aug	Sep	Oct	Nov	Dec	2020 Monthly Trend Line
PREMISE CHECK	192	128	162	73	59	11							
PROMISCUOUS SHOOTING	0	0	0	1	0	0							
PROWLER	0	0	0	0	0	1							
PURSUIT	1	0	0	0	0	0							
RECOVERED STOLEN VEHICLE	1	0	1	1	3	0							
SUBJECT STOP	10	6	6	8	12	2							
SUSPECT CONTACT	3	0	0	1	0	1							
SUSPICIOUS CIRCUMSTANCES / PERSON / VEHICLE	5	4	8	8	8	5							
SUSPICIOUS VEHICLE STOP	43	33	34	35	31	27							
THEFT	5	3	5	1	1	2							
THREAT/HARASSMENT	1	0	0	0	0	0							
TRAFFIC / PARKING COMPLAINT	8	18	20	28	19	1							
TRAFFIC CRASH	3	4	0	1	4	3							
TRAFFIC STOP	302	338	233	165	323	117							
VICE COMPLAINT	1	1	0	0	0	0							
WARRANT SERVICE	3	5	2	0	0	0							
WELFARE CHECK	0	0	1	1	1	0							
<b>Grand Total</b>	<b>626</b>	<b>571</b>	<b>511</b>	<b>388</b>	<b>488</b>	<b>197</b>							

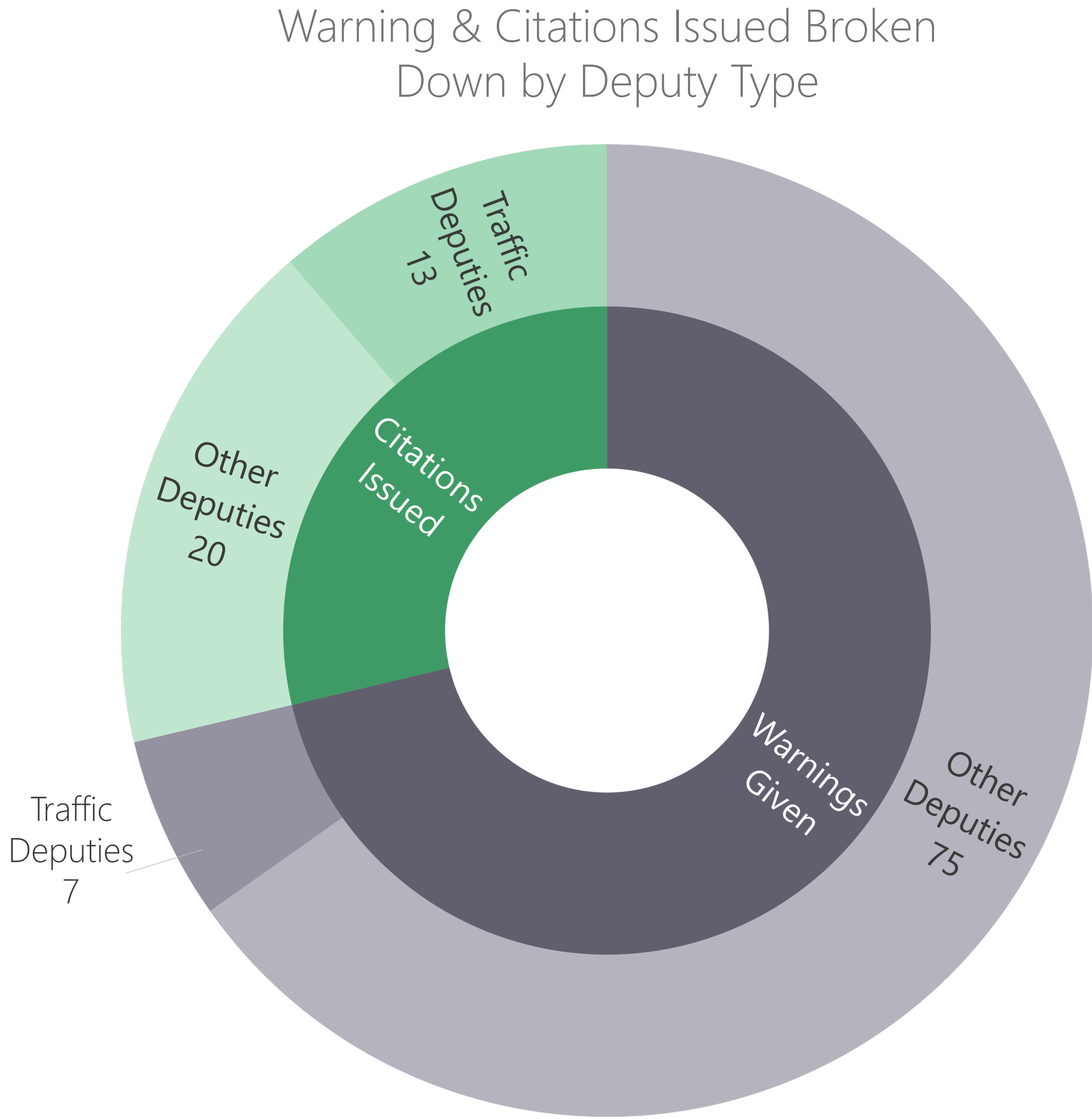
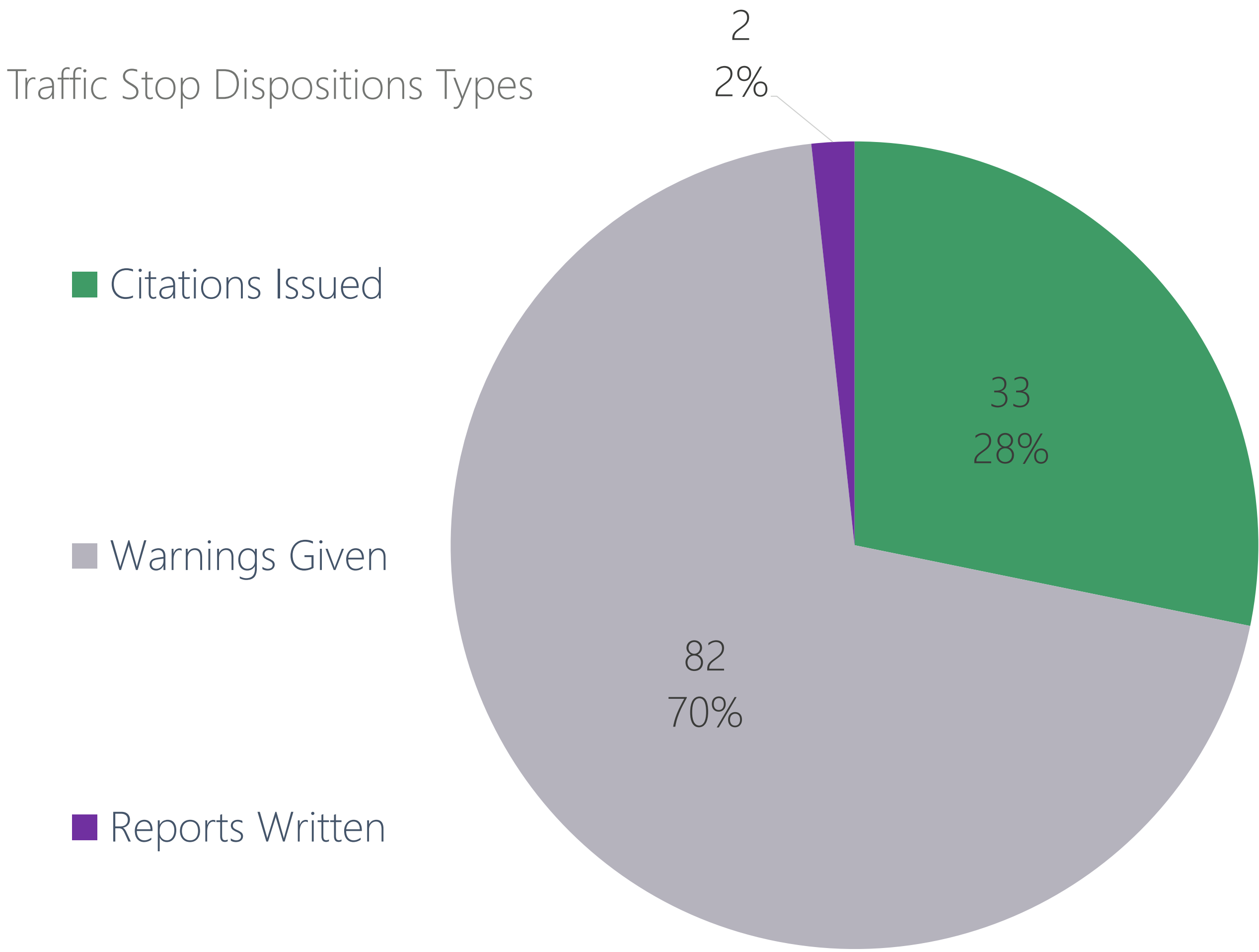
(List part 2 of 2)





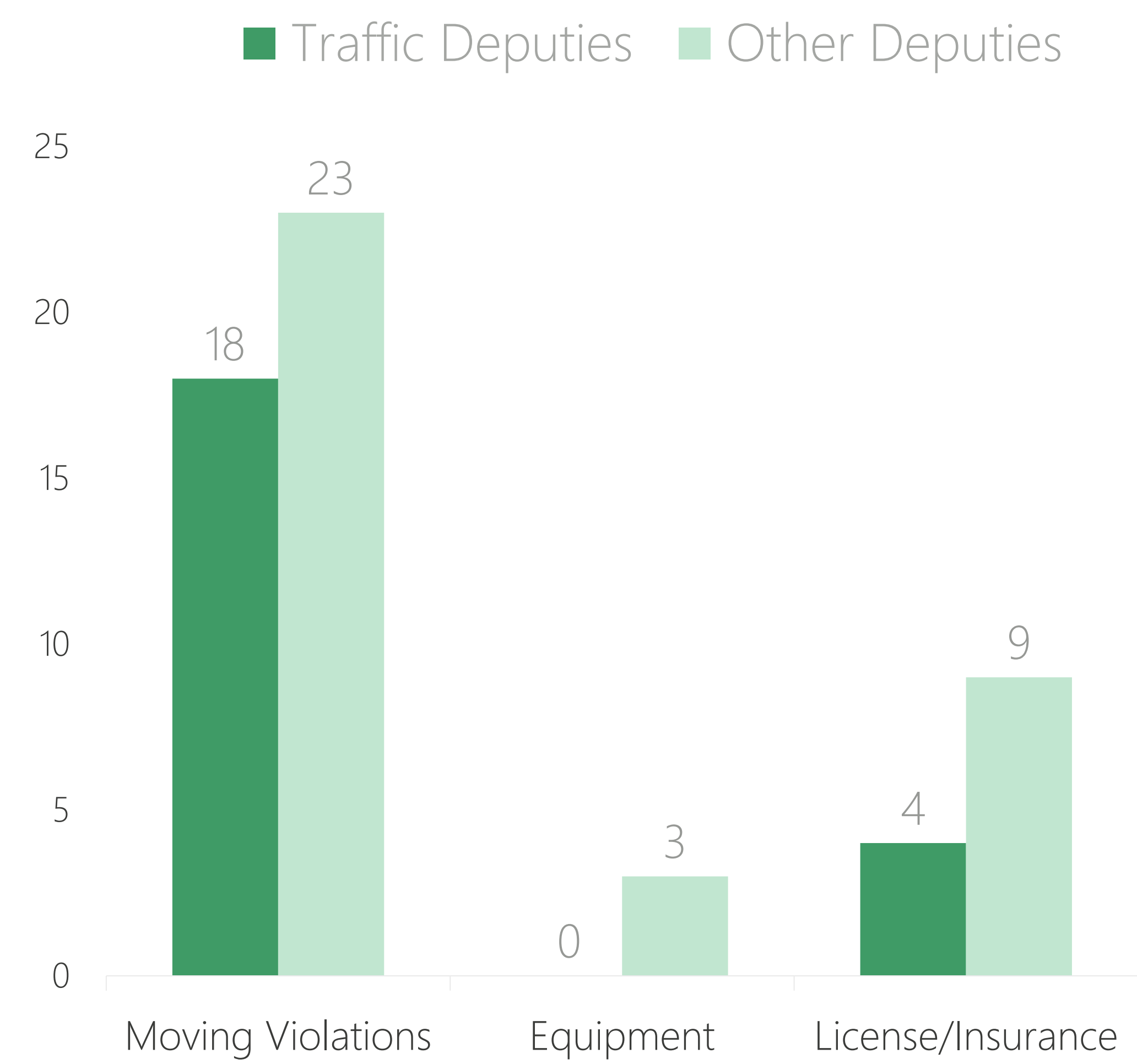
Traffic Stop Dispositions

In June 2020, **117** traffic stops were made within the city limits, resulting in **33** citations issued, **82** warnings given, and **2** offense/incident reports created. Of the **33** citations issued, **57** charges were included (see next slide).

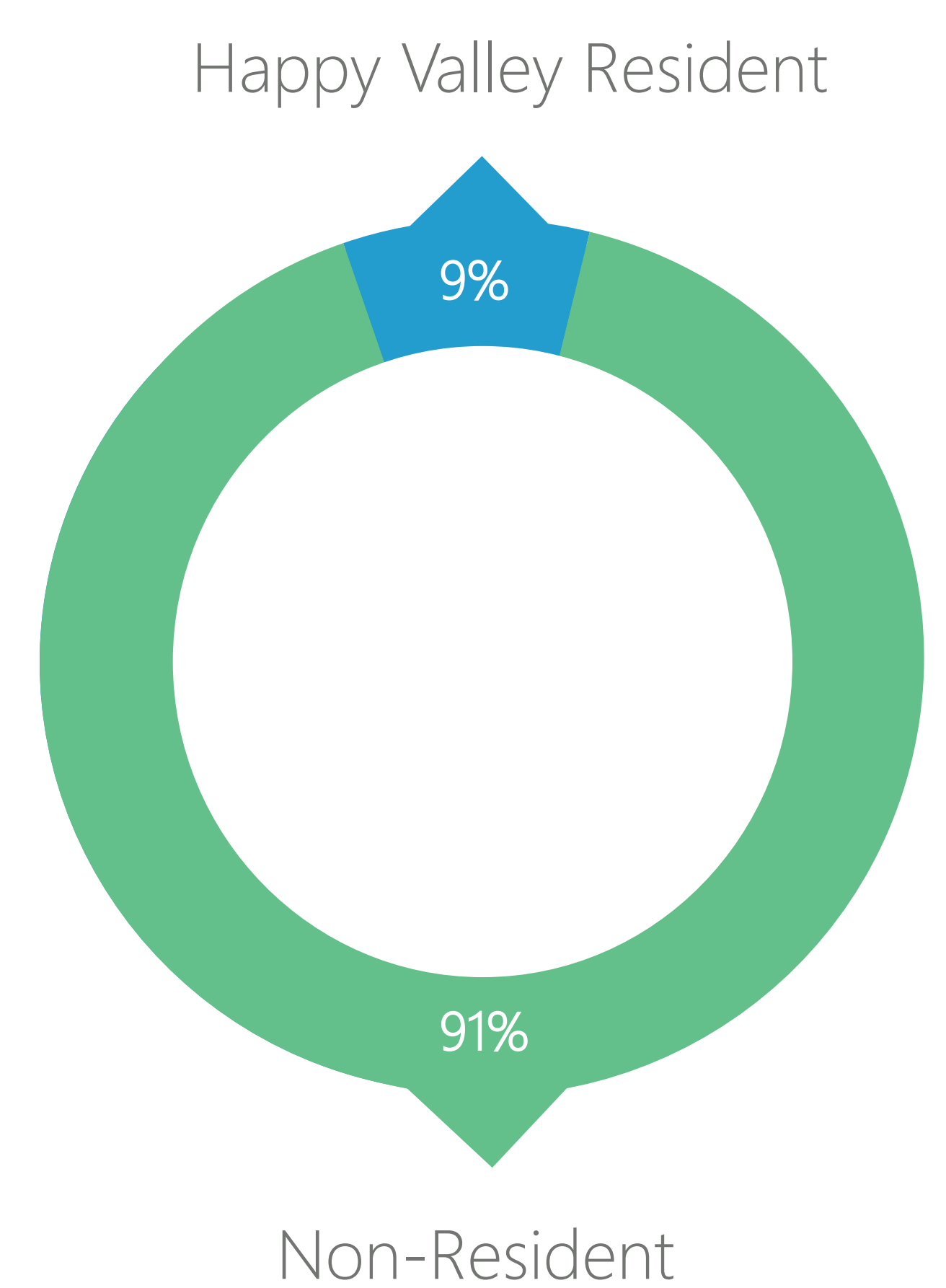


Citation Types Issued:

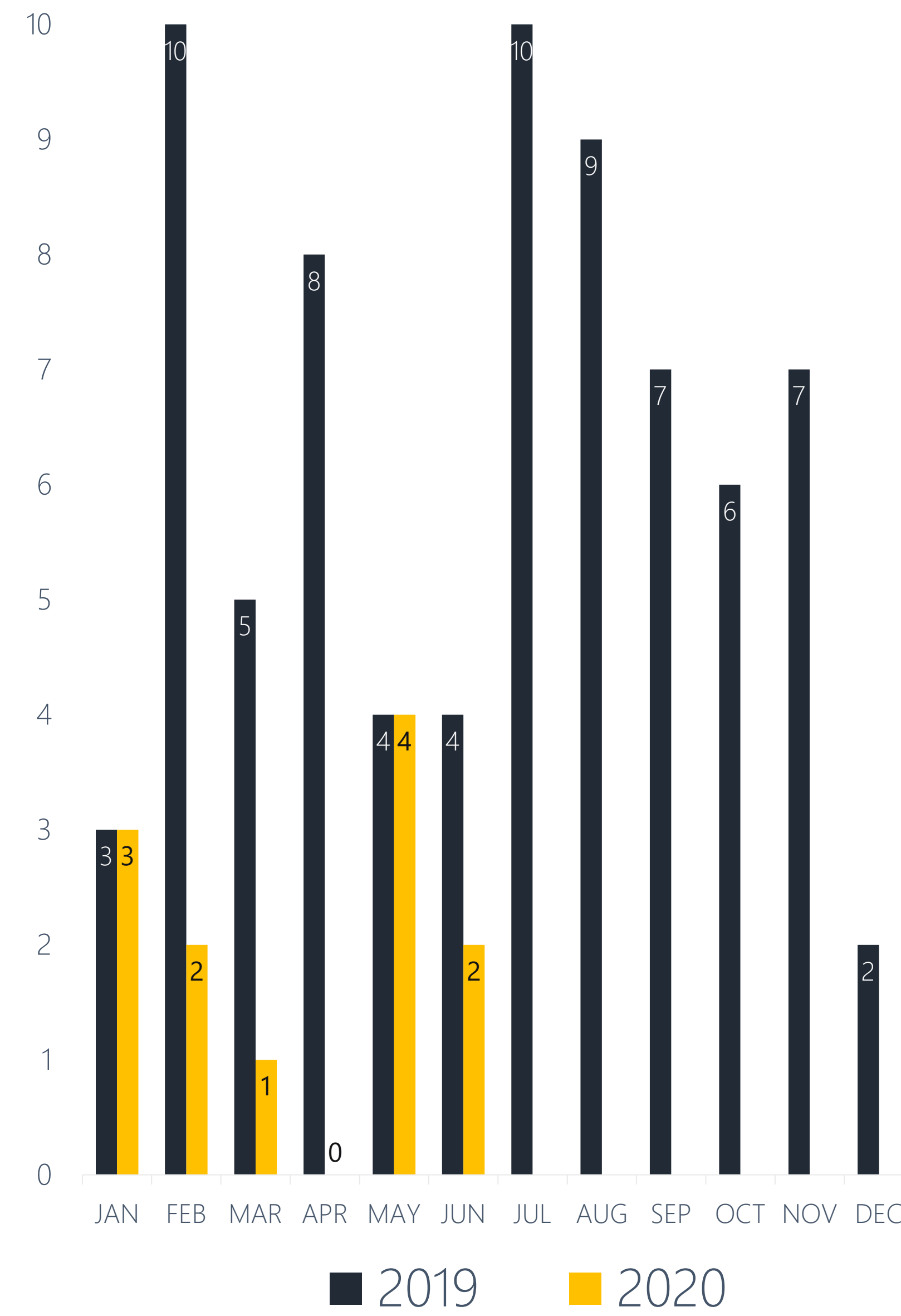
Of the 33 citations issued, 57 charges were included in the following types:



Driver's Residency (according to DL):



DUII Arrests:



Map of  
Traffic Crash Reports

