

HAPPY VALLEY MONTHLY ACTIVITY REPORT September 2020

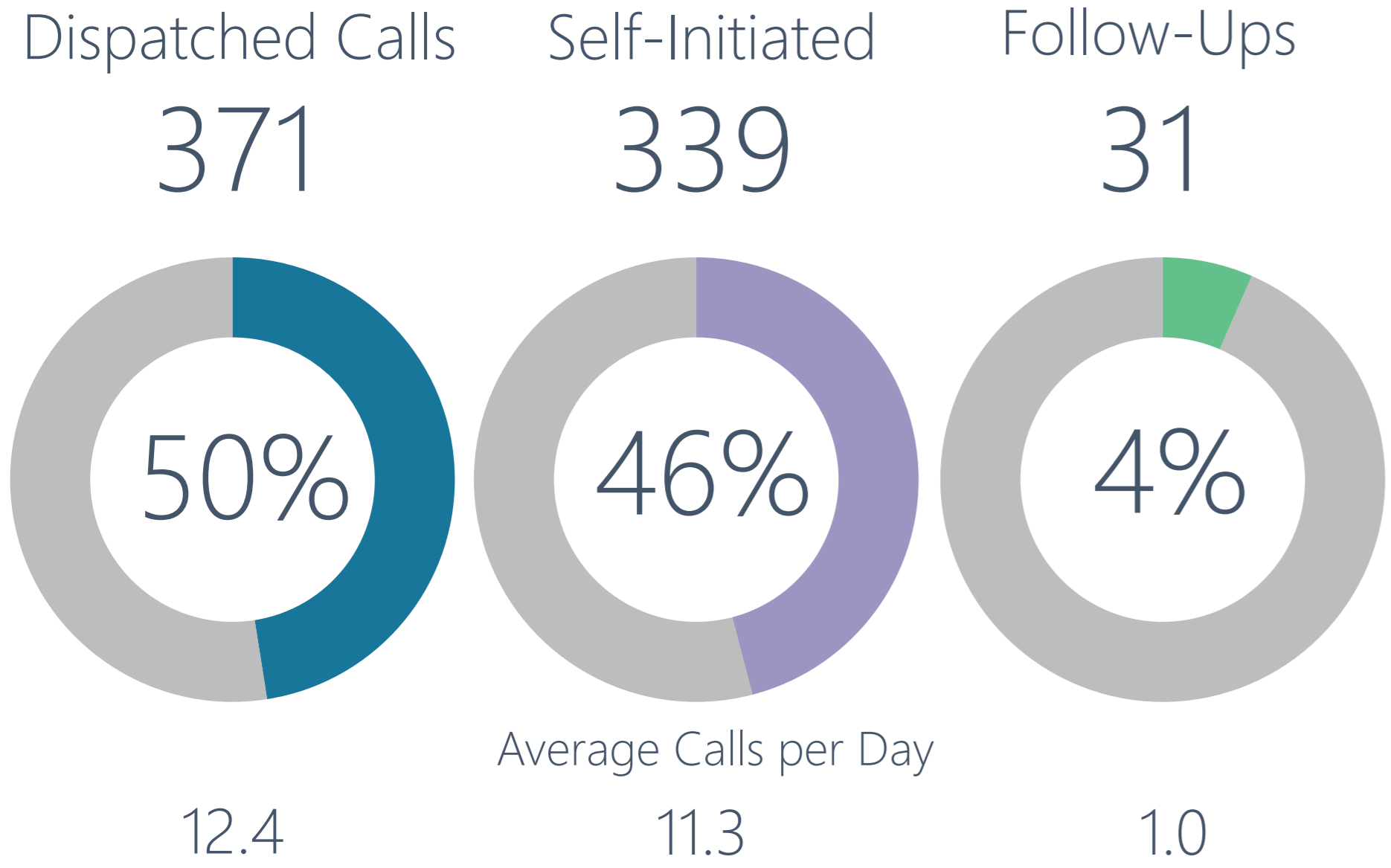


HAPPY VALLEY POLICE DEPARTMENT
12915 SE King Road
Happy Valley, OR 97086



In Partnership with

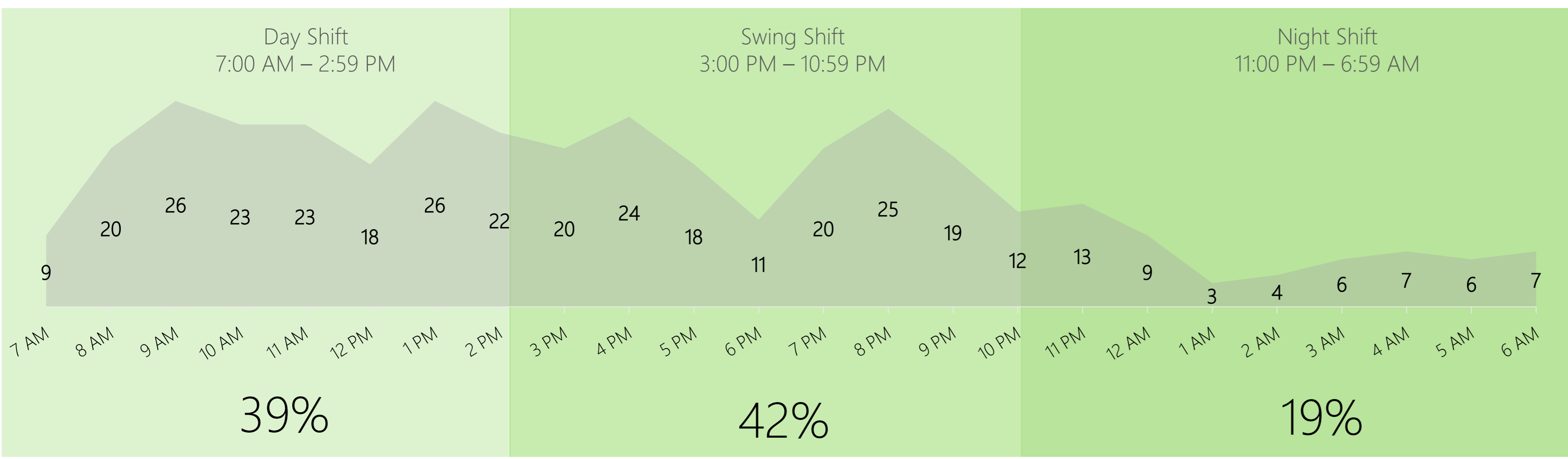
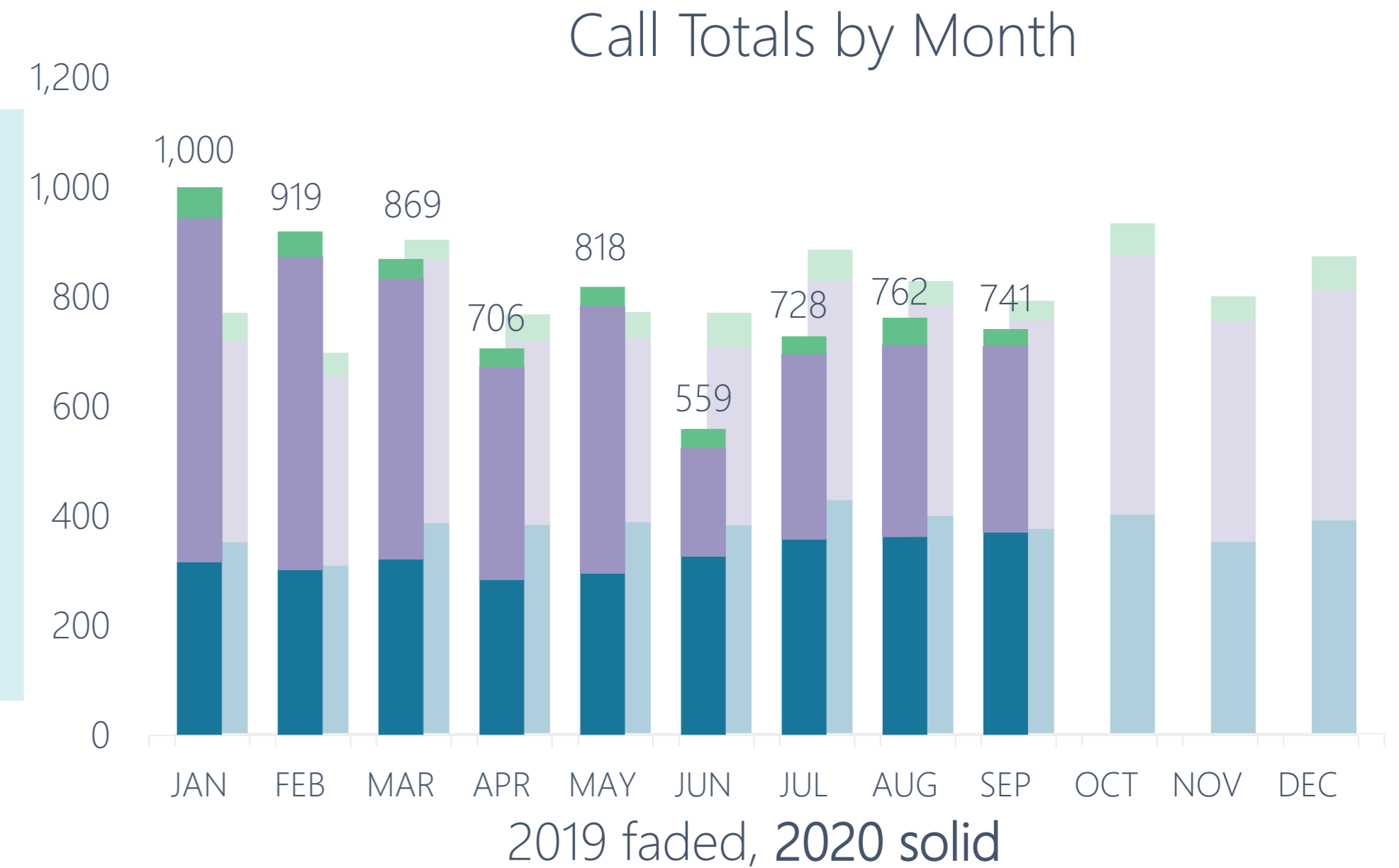
**Clackamas County
Sheriff's Office**



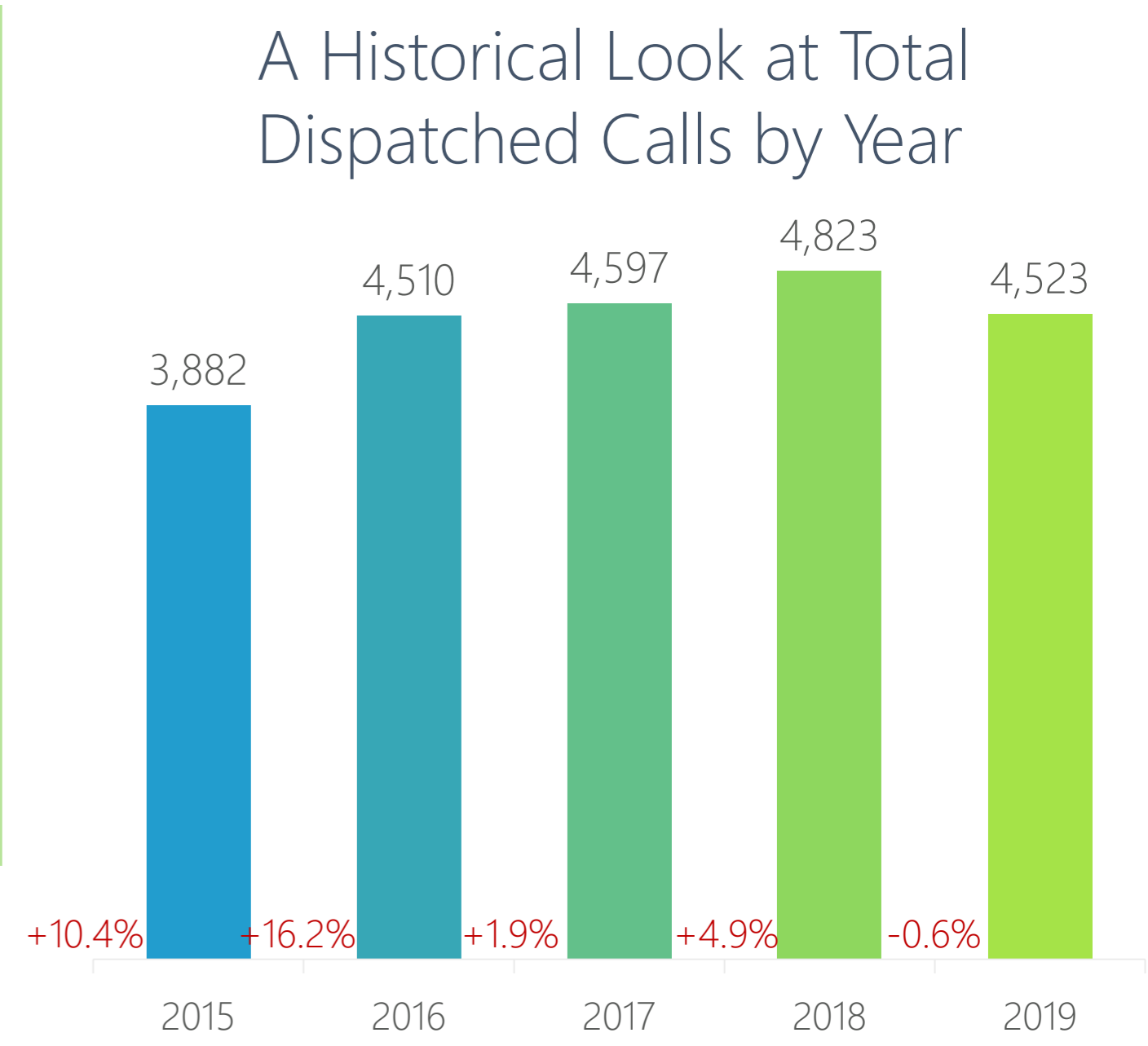
Average Calls per Day

12.4 11.3 1.0

Median Hold/Response Times		
	All Calls	Priority 1 & 2 Calls
Input to Dispatch (Hold Duration)	3:58	2:38
Dispatch to Arrival (Response Duration)	6:32	6:41

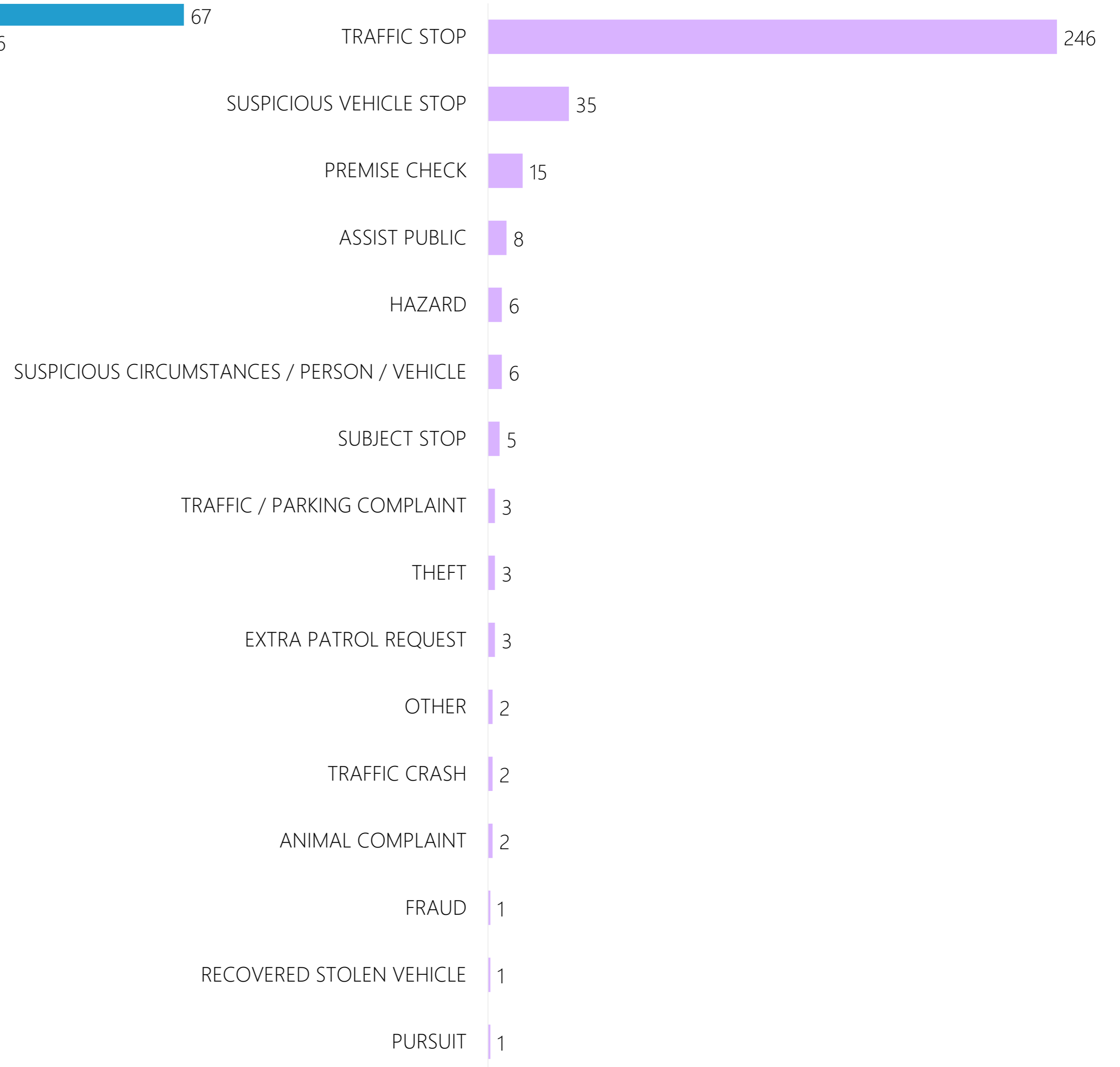
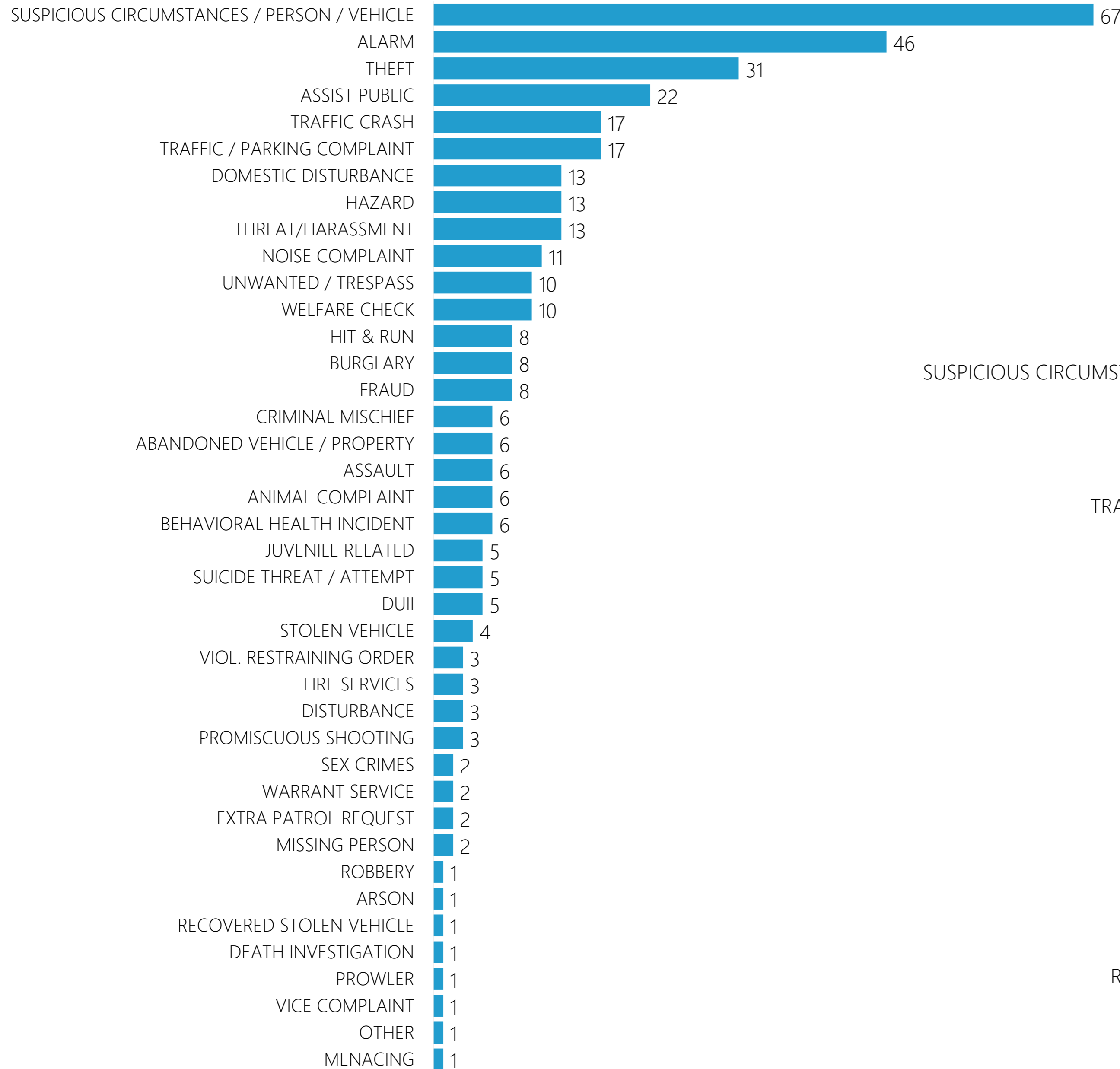


























Dispatched Calls for Service Breakdown by Hour of Day & Shift Time Groupings
(not actual breakdown of Happy Valley PD shift schedules)



Dispatched Call Types

Self-Initiated Call Types



DISPATCHED CALL TYPE	Jan	Feb	Mar	Apr	May	Jun	Jul	Aug	Sep	Oct	Nov	Dec	2020 Monthly Trend Line
ABANDONED VEHICLE / PROPERTY	3	1	1	5	6	4	8	5	6				
ALARM	48	52	36	35	0	29	38	44	46				
ANIMAL COMPLAINT	10	5	3	3	0	5	11	7	6				
ARSON	0	0	1	1	0	1	0	1	1				
ASSAULT	1	2	2	0	0	2	0	3	6				
ASSIST PUBLIC	20	14	19	16	0	25	21	21	22				
BEHAVIORAL HEALTH INCIDENT	12	1	4	2	0	2	7	2	6				
BURGLARY	4	2	10	4	0	7	3	6	8				
COVER OFFICER	1	0	0	0	1	0	0	0	0				
CRIMINAL MISCHIEF	6	8	11	8	8	2	15	14	6				
DEATH INVESTIGATION	1	0	1	0	1	0	2	3	1				
DISTURBANCE	3	4	7	2	1	6	4	5	3				
DOMESTIC DISTURBANCE	11	16	11	7	16	14	9	16	13				
DUII	1	4	2	0	0	4	2	3	5				
EXTRA PATROL REQUEST	0	2	0	1	0	3	2	1	2				
FIRE SERVICES	5	3	2	2	0	3	1	2	3				
FRAUD	4	12	13	15	12	11	14	7	8				
HAZARD	7	9	9	12	7	4	5	6	13				
HIT & RUN	13	4	2	2	5	6	11	13	8				
JUVENILE RELATED	12	5	11	12	9	12	11	13	5				
LITTERING	0	0	0	0	1	2	0	0	0				
MENACING	2	0	0	0	2	1	1	0	1				
MINOR IN POSSESSION	0	1	0	0	2	1	0	0	0				
MISSING PERSON	1	2	1	2	1	0	8	0	2				

(List part 1 of 2)

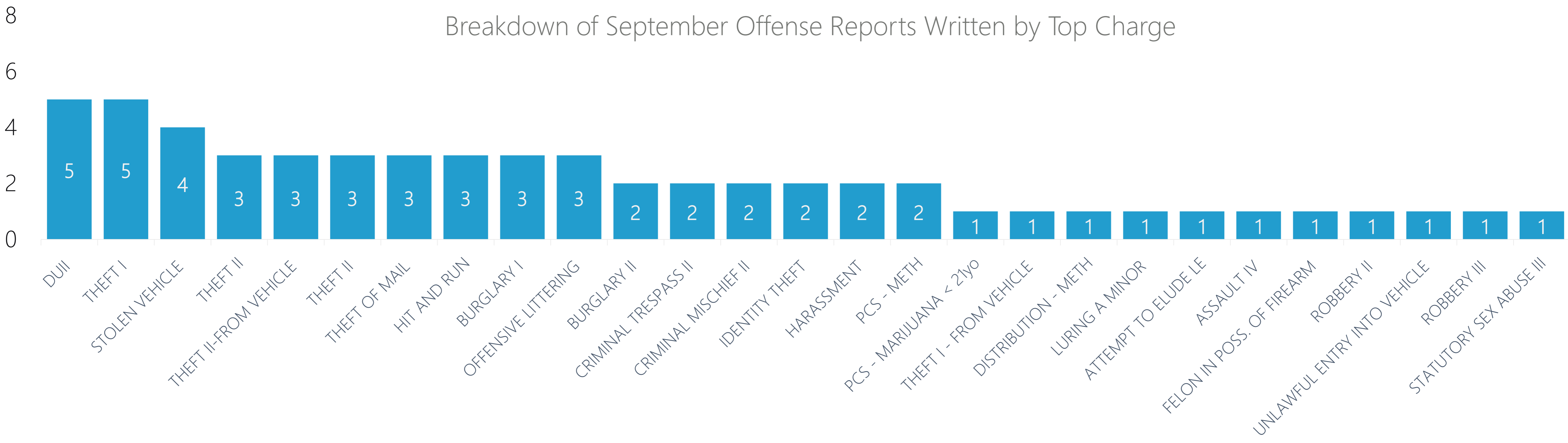
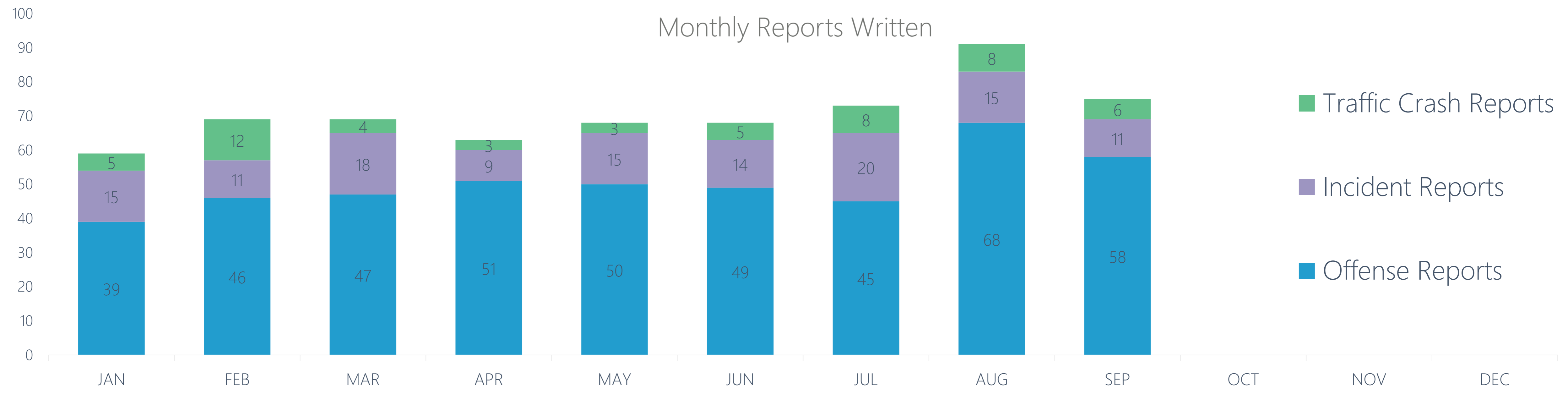
DISPATCHED CALL TYPE	Jan	Feb	Mar	Apr	May	Jun	Jul	Aug	Sep	Oct	Nov	Dec	2020 Monthly Trend Line
NOISE COMPLAINT	4	5	6	13	22	21	23	15	11				
OTHER	2	1	3	0	6	2	2	1	1				
PREMISE CHECK	1	0	1	1	1	0	1	0	0				
PROMISCUOUS SHOOTING	0	1	1	0	0	0	2	1	3				
PROWLER	0	1	0	1	1	0	0	1	1				
RECOVERED STOLEN VEHICLE	1	2	4	1	0	1	1	2	1				
ROBBERY	0	0	0	0	1	0	1	0	1				
SEX CRIMES	1	0	0	0	0	1	2	2	2				
SHOOTING	1	0	0	0	0	0	0	0	0				
STOLEN VEHICLE	0	3	4	5	2	4	4	4	4				
SUICIDE THREAT / ATTEMPT	8	13	4	2	4	7	4	6	5				
SUSPECT CONTACT	0	0	1	0	0	0	0	0	0				
SUSPICIOUS CIRCUMSTANCES / PERSON / VEHICLE	48	40	65	43	50	37	52	50	67				
SUSPICIOUS VEHICLE STOP	0	1	0	0	0	0	0	0	0				
THEFT	19	27	24	28	26	29	20	30	31				
THREAT/HARASSMENT	9	8	11	8	7	12	13	9	13				
TRAFFIC / PARKING COMPLAINT	12	11	16	16	10	22	14	12	17				
TRAFFIC CRASH	23	17	17	10	5	20	14	25	17				
UNWANTED / TRESPASS	3	10	6	14	7	4	14	14	10				
VICE COMPLAINT	0	1	0	1	2	1	0	0	1				
VIOL. RESTRAINING ORDER	0	0	4	0	1	4	1	2	3				
WARRANT SERVICE	4	0	0	0	0	0	0	0	2				
WELFARE CHECK	14	14	9	12	10	18	16	16	10				
Grand Total	315	302	322	284	227	327	357	362	371				

SELF-INITIATED CALL TYPE	Jan	Feb	Mar	Apr	May	Jun	Jul	Aug	Sep	Oct	Nov	Dec	2020 Monthly Trend Line
ABANDONED VEHICLE / PROPERTY	5	3	3	1	0	1	2	3	0				
ANIMAL COMPLAINT	2	0	0	2	0	5	3	7	2				
ASSAULT	1	0	0	0	0	0	0	1	0				
ASSIST PUBLIC	22	10	11	13	6	10	15	15	8				
BEHAVIORAL HEALTH INCIDENT	0	0	0	1	0	0	0	0	0				
BURGLARY	1	0	0	0	0	0	0	0	0				
CRIMINAL MISCHIEF	0	1	3	0	0	0	1	0	0				
DISTURBANCE	0	1	1	0	0	0	0	1	0				
DOMESTIC DISTURBANCE	0	0	1	0	0	0	0	0	0				
DUII	0	0	0	1	0	0	0	0	0				
EXTRA PATROL REQUEST	10	6	16	43	14	5	8	2	3				
FIRE SERVICES	0	1	0	1	0	1	0	1	0				
FRAUD	2	2	0	1	0	0	1	0	1				
HAZARD	1	3	2	2	4	3	2	0	6				
HIT & RUN	0	0	1	0	0	0	0	1	0				
JUVENILE RELATED	2	4	1	0	0	0	0	0	0				
LITTERING	0	0	0	0	0	1	0	1	0				
OTHER	0	0	0	0	0	1	0	0	2				
PREMISE CHECK	192	128	162	73	59	11	31	29	15				
PROMISCUOUS SHOOTING	0	0	0	1	0	0	0	0	0				

(List part 1 of 2)

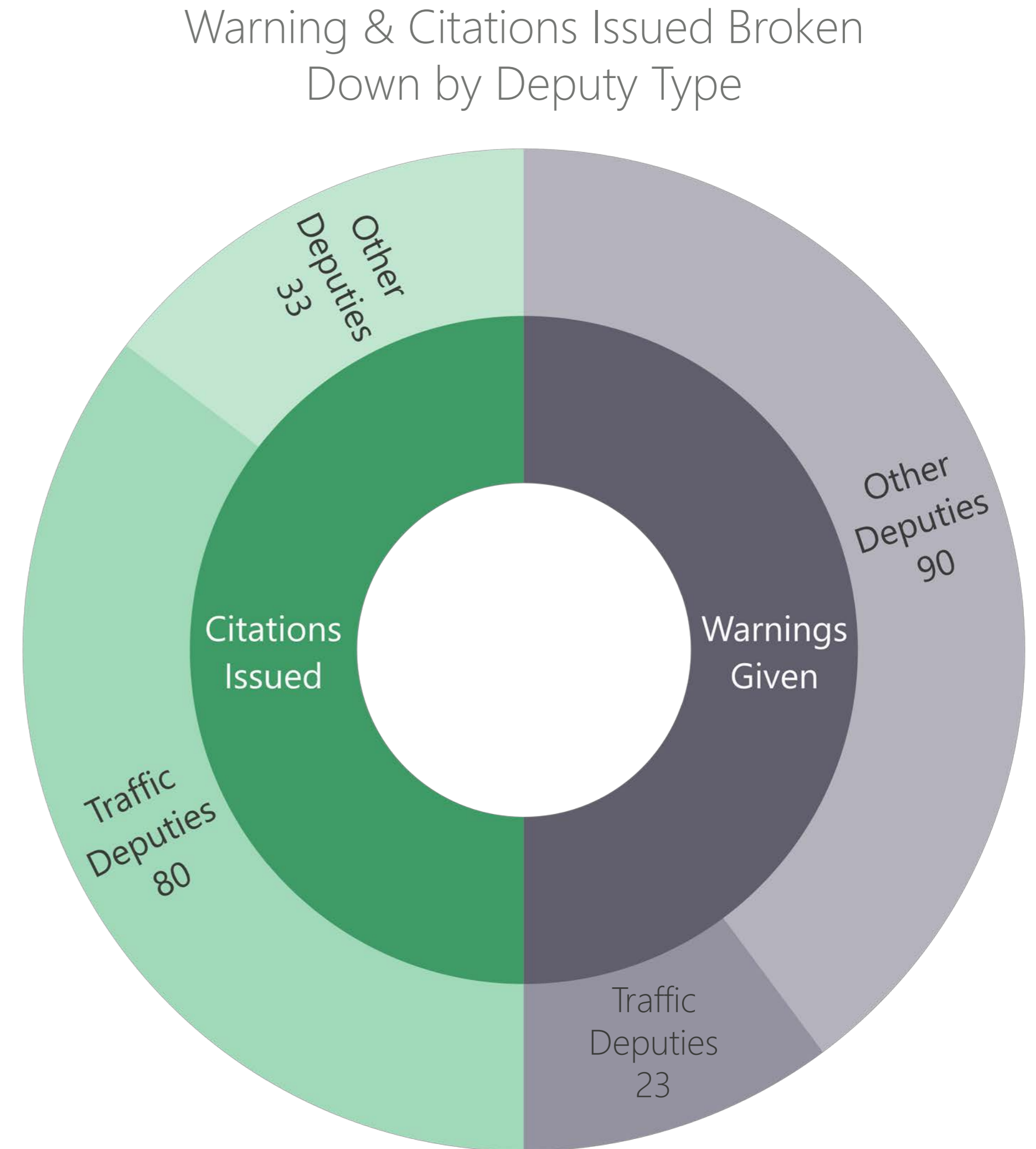
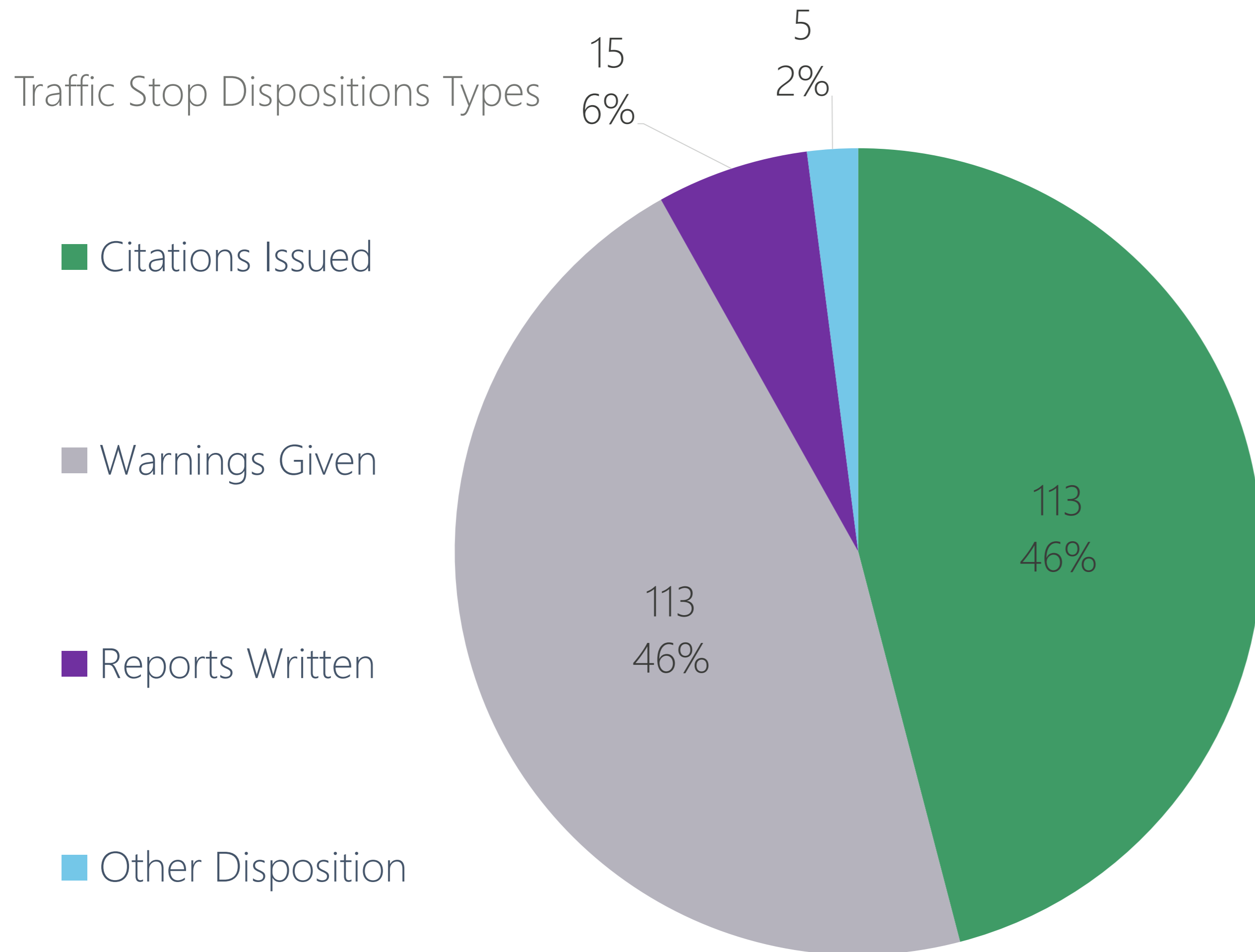
SELF-INITIATED CALL TYPE	Jan	Feb	Mar	Apr	May	Jun	Jul	Aug	Sep	Oct	Nov	Dec	2020 Monthly Trend Line
PROWLER	0	0	0	0	0	1	0	0	0				
PURSUIT	1	0	0	0	0	0	2	1	1				
RECOVERED STOLEN VEHICLE	1	0	1	1	3	0	1	2	1				
SEARCH & RESCUE	0	0	0	0	0	0	0	1	0				
SUBJECT STOP	10	6	6	8	12	2	10	11	5				
SUSPECT CONTACT	3	0	0	1	0	1	0	0	0				
SUSPICIOUS CIRCUMSTANCES / PERSON / VEHICLE	5	4	8	8	8	5	11	3	6				
SUSPICIOUS VEHICLE STOP	42	33	34	35	31	27	40	29	35				
THEFT	3	3	5	1	1	2	2	4	3				
THREAT/HARASSMENT	1	0	0	0	0	0	0	0	0				
TRAFFIC / PARKING COMPLAINT	8	18	20	28	19	1	9	1	3				
TRAFFIC CRASH	3	4	0	1	4	3	1	2	2				
TRAFFIC STOP	296	338	233	165	324	117	198	235	246				
UNWANTED / TRESPASS	0	0	0	0	0	0	1	0	0				
VICE COMPLAINT	1	1	0	0	0	0	0	0	0				
WARRANT SERVICE	3	5	2	0	0	0	0	0	0				
WELFARE CHECK	0	0	1	1	1	0	0	0	0				
Grand Total	615	571	511	388	486	197	338	350	339				

(List part 2 of 2)



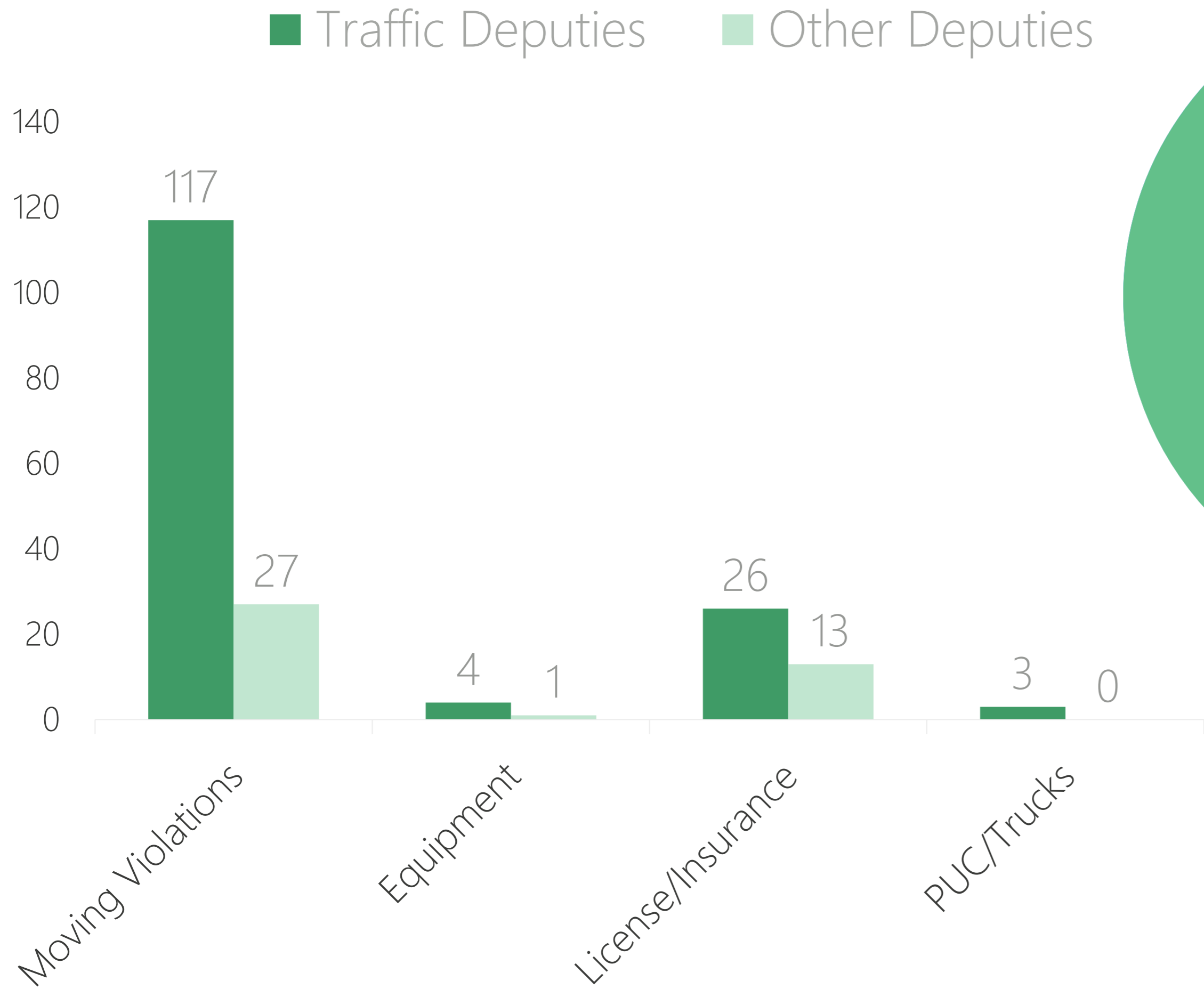
Traffic Stop Dispositions

In September 2020, **246** traffic stops were made within the city limits, resulting in **113** citations issued, **113** warnings given, and **15** offense/incident reports created. Of the **113** citations issued, **131** charges were included (see next slide).

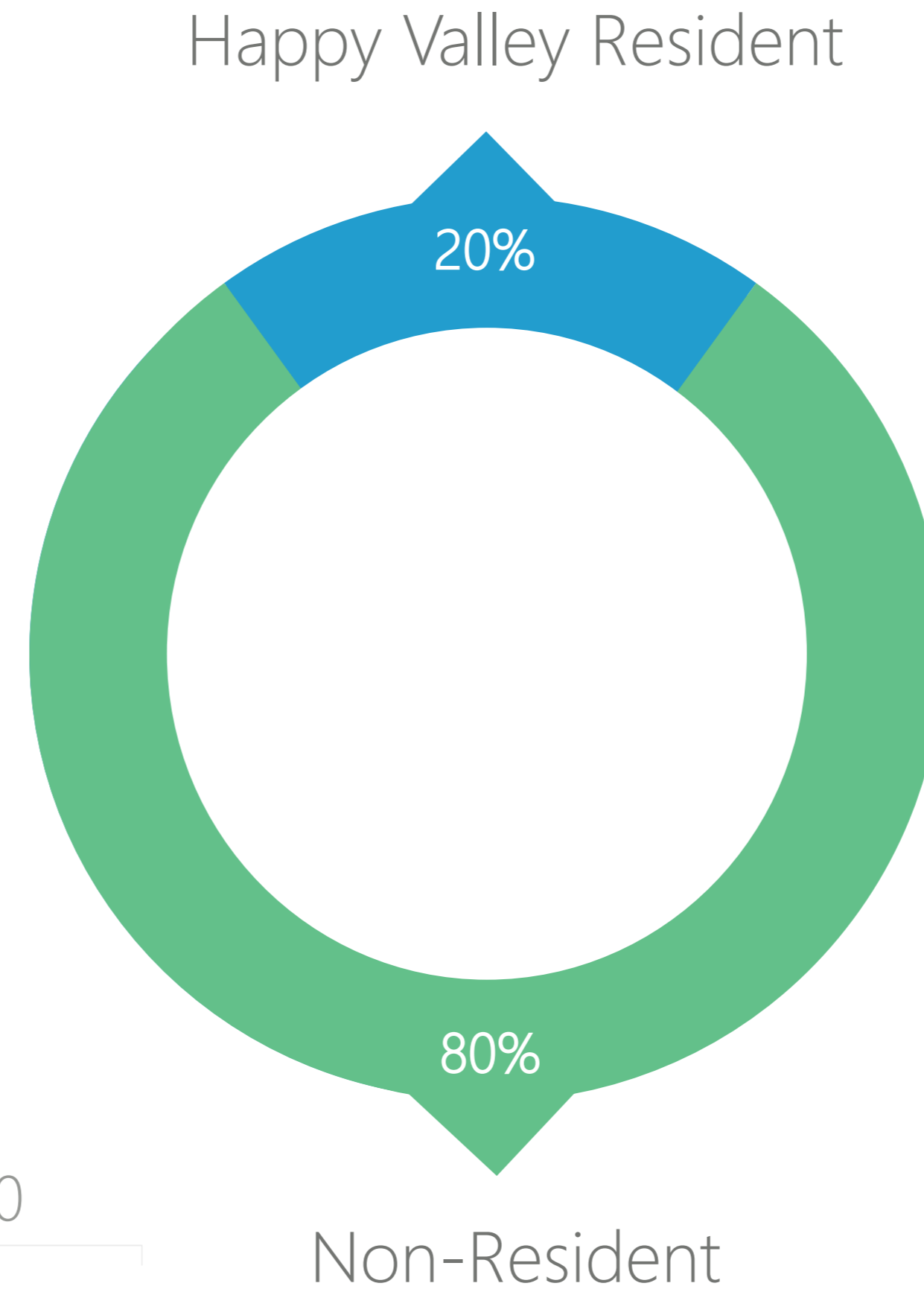


Citation Types Issued:

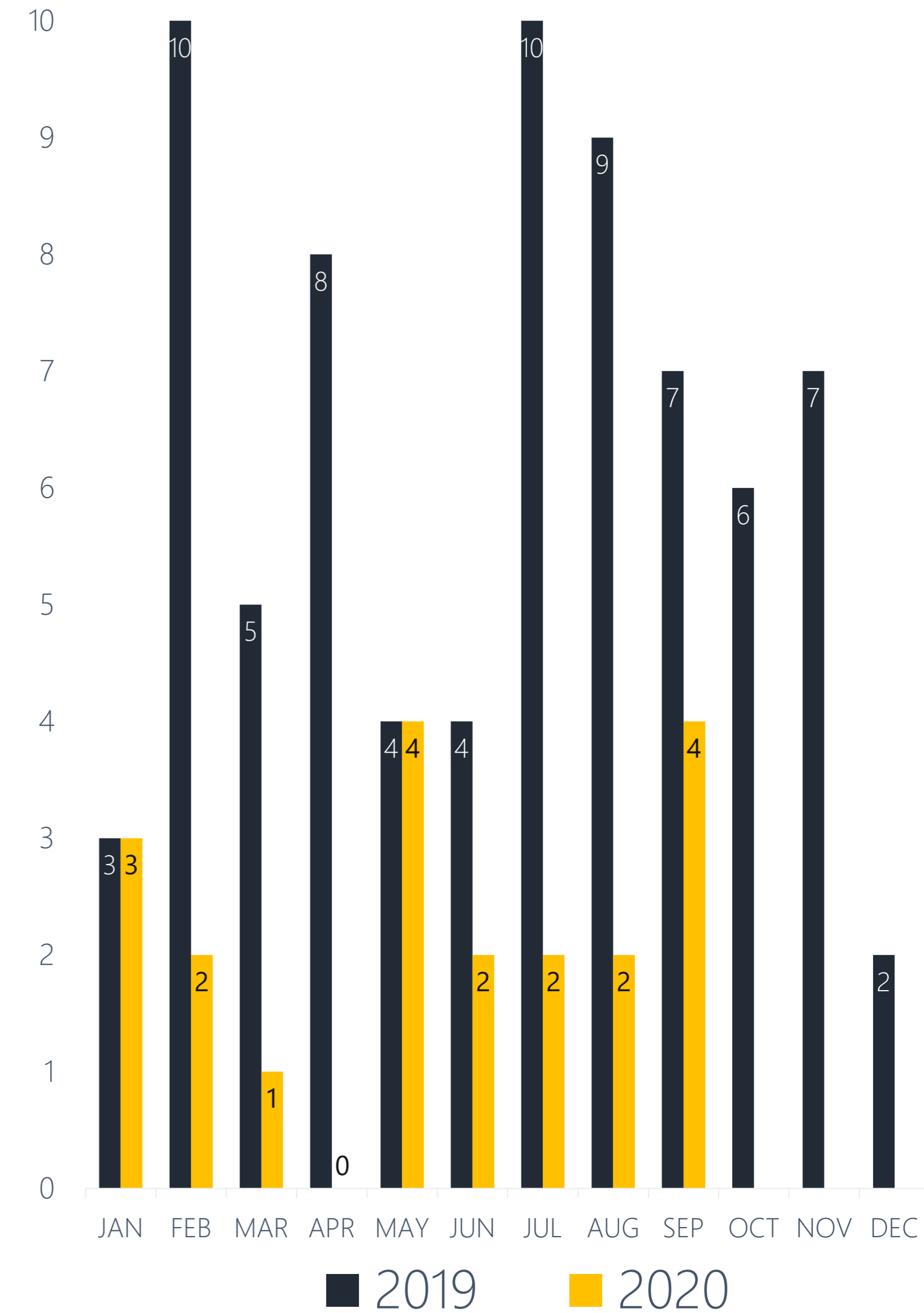
Of the **113** citations issued, **191** charges were included in the following types:



Driver's Residency (according to DL):



DUII Arrests:



Map #	Case #	Date	Address
1	20-019089	Sep 5	SE SUNNYSIDE RD & SE CRESWELL COVE
2	20-019202	Sep 7	SE 117TH AVE & SE SUNNYSIDE RD
3	20-020421	Sep 22	12770 SE 172ND AVE
4	20-020920	Sep 28	SE SUNNYSIDE RD & SE 122ND AVE
5	20-020839	Sep 27	17005 SE SUNNYSIDE RD
6	20-021041	Sep 29	SE ANTEA WAY & SE FRYE ST

